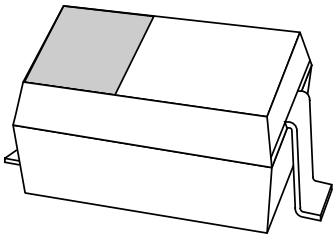


DATA SHEET



EEPW 电子产品世界
.com.cn

BZX399 series Voltage regulator diodes

Product specification

1999 Jun 04

Voltage regulator diodes

BZX399 series

FEATURES

- Total power dissipation: max. 300 mW
- Tolerance: $\pm 5\%$
- Working voltage range: nom. 1.8 to 43 V (E24 range)
- Improved I_Z/V_Z characteristic at low currents ($I_Z = 50 \mu A$). This results in a noise free and sharp breakdown knee.

APPLICATIONS

- General regulation functions, where low noise at low currents is required
- Low power consumption applications (e.g. hand-held applications).

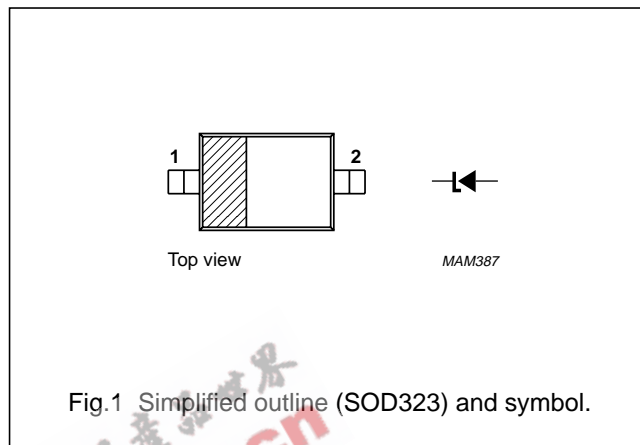
DESCRIPTION

Low-power low noise voltage regulator diodes in SOD323 plastic SMD package.

The diodes are available in the normalized E24 $\pm 5\%$ tolerance range. The series consists of 34 types with nominal working voltages from 1.8 to 43 V.

PINNING

PIN	DESCRIPTION
1	cathode
2	anode



MARKING

TYPE NUMBER	MARKING CODE	TYPE NUMBER	MARKING CODE	TYPE NUMBER	MARKING CODE	TYPE NUMBER	MARKING CODE
BZX399-C1V8	B1	BZX399-C4V3	B0	BZX399-C10	BJ	BZX399-C24	BT
BZX399-C2V0	B2	BZX399-C4V7	BA	BZX399-C11	BK	BZX399-C27	BU
BZX399-C2V2	B3	BZX399-C5V1	BB	BZX399-C12	BL	BZX399-C30	BV
BZX399-C2V4	B4	BZX399-C5V6	BC	BZX399-C13	BM	BZX399-C33	BW
BZX399-C2V7	B5	BZX399-C6V2	BD	BZX399-C15	BN	BZX399-C36	BX
BZX399-C3V0	B6	BZX399-C6V8	BE	BZX399-C16	BP	BZX399-C39	BY
BZX399-C3V3	B7	BZX399-C7V5	BF	BZX399-C18	BQ	BZX399-C43	BZ
BZX399-C3V6	B8	BZX399-C8V2	BG	BZX399-C20	BR		
BZX399-C3V9	B9	BZX399-C9V1	BH	BZX399-C22	BS		

Voltage regulator diodes

BZX399 series

LIMITING VALUES

In accordance with the Absolute Maximum Rating System (IEC 134).

SYMBOL	PARAMETER	CONDITIONS	MIN.	MAX.	UNIT
I_F	continuous forward current		–	250	mA
I_{ZSM}	non-repetitive peak reverse current	$t_p = 100 \mu\text{s}$; square wave; $T_{\text{amb}} = 25 \text{ }^\circ\text{C}$ prior to surge	see Tables 1 and 2		
P_{tot}	total power dissipation	$T_{\text{amb}} = 25 \text{ }^\circ\text{C}$; note 1	–	300	mW
T_{stg}	storage temperature		–65	+150	$^\circ\text{C}$
T_j	junction temperature		–	150	$^\circ\text{C}$

Note

1. Device mounted on a FR4 printed circuit-board.

ELECTRICAL CHARACTERISTICS**Total BZX399-C series** $T_j = 25 \text{ }^\circ\text{C}$ unless otherwise specified.

SYMBOL	PARAMETER	CONDITIONS	MAX.	UNIT
V_F	forward voltage	$I_F = 10 \text{ mA}$; see Fig.5	0.9	V
		$I_F = 100 \text{ mA}$; see Fig.5	1.0	V
I_R	reverse current			
	BZX399-C1V8	$V_R = 1 \text{ V}$	2	μA
	BZX399-C2V0	$V_R = 1 \text{ V}$	1	μA
	BZX399-C2V2	$V_R = 1 \text{ V}$	0.5	μA
	BZX399-C2V4	$V_R = 1 \text{ V}$	0.2	μA
	BZX399-C2V7	$V_R = 1 \text{ V}$	0.05	μA
	BZX399-C3V0	$V_R = 1 \text{ V}$	0.02	μA
	BZX399-C3V3	$V_R = 2 \text{ V}$	2	μA
	BZX399-C3V6	$V_R = 2 \text{ V}$	1	μA
	BZX399-C3V9	$V_R = 2 \text{ V}$	0.5	μA
	BZX399-C4V3	$V_R = 2 \text{ V}$	0.1	μA
	BZX399-C4V7	$V_R = 3 \text{ V}$	2	μA
	BZX399-C5V1	$V_R = 3 \text{ V}$	1	μA
	BZX399-C5V6	$V_R = 4 \text{ V}$	1	μA
	BZX399-C6V2	$V_R = 5 \text{ V}$	0.1	μA
	BZX399-C6V8	$V_R = 5 \text{ V}$	0.01	μA
	BZX399-C7V5	$V_R = 5 \text{ V}$	0.1	μA
	BZX399-C8V2	$V_R = 6 \text{ V}$	0.2	μA
	BZX399-C9V1	$V_R = 7 \text{ V}$	0.1	μA
	BZX399-C10	$V_R = 7 \text{ V}$	0.1	μA
BZX399-C11	$V_R = 8 \text{ V}$	0.05	μA	
BZX399-C12	$V_R = 9 \text{ V}$	0.05	μA	
BZX399-C13	$V_R = 10 \text{ V}$	0.05	μA	
BZX399-C15 to 43	$V_R = 0.7V_{Z\text{nom}}$	0.01	μA	

Voltage regulator diodes

BZX399 series

Table 1 Per type BZX399-C1V8 to C15 $T_j = 25\text{ }^\circ\text{C}$ unless otherwise specified.

BZX399-C XXX	WORKING VOLTAGE V_Z (V) $I_Z = 50\ \mu\text{A}$		VOLTAGE CHANGE ΔV_Z (V) (note 1)	TEMP. COEFF. S_Z (mV/K) $I_Z = 50\ \mu\text{A}$ (see Figs 2, 3 and 4)	DIODE CAP. C_d (pF) at $f = 1\ \text{MHz}$; $V_R = 0\ \text{V}$	NON-REPETITIVE PEAK REVERSE CURRENT I_{ZSM} (A) at $t_p = 100\ \mu\text{s}$; $T_{amb} = 25\text{ }^\circ\text{C}$
	Tol. $\pm 5\%$					
	MIN.	MAX.	MAX.	TYP.	MAX.	MAX.
1V8	1.71	1.89	0.65	-0.85	425	6.0
2V0	1.90	2.10	0.70	-0.95	410	6.0
2V2	2.09	2.31	0.75	-1.05	390	6.0
2V4	2.28	2.52	0.80	-1.15	370	6.0
2V7	2.57	2.84	0.85	-1.35	350	6.0
3V0	2.85	3.15	0.90	-1.50	325	6.0
3V3	3.14	3.47	0.93	-1.65	310	6.0
3V6	3.42	3.78	0.95	-1.80	300	6.0
3V9	3.71	4.10	0.97	-1.95	290	6.0
4V3	4.09	4.52	0.99	-2.05	280	6.0
4V7	4.47	4.94	0.97	-1.90	275	6.0
5V1	4.85	5.36	0.60	0.15	300	5.0
5V6	5.32	5.88	0.20	1.75	275	4.0
6V2	5.89	6.51	0.10	2.35	250	3.0
6V8	6.46	7.14	0.10	3.00	215	3.0
7V5	7.13	7.88	0.15	3.60	170	3.0
8V2	7.79	8.61	0.15	4.25	150	3.0
9V1	8.65	9.56	0.10	5.00	120	3.0
10	9.50	10.50	0.10	5.80	110	3.0
11	10.45	11.55	0.11	6.70	110	2.5
12	11.40	12.60	0.12	7.65	105	2.5
13	12.35	13.65	0.13	8.60	105	2.5
15	14.25	15.75	0.15	10.50	100	2.0

Note1. $\Delta V_Z = V_Z$ at $100\ \mu\text{A}$ minus V_Z at $10\ \mu\text{A}$.

Voltage regulator diodes

BZX399 series

Table 2 Per type BZX399-C16 to C43 $T_j = 25\text{ }^\circ\text{C}$ unless otherwise specified.

BZX399- C XXX	WORKING VOLTAGE V_Z (V) $I_Z = 50\ \mu\text{A}$		VOLTAGE CHANGE ΔV_Z (V) (note 1)	TEMP. COEFF. S_Z (mV/K) $I_Z = 50\ \mu\text{A}$ (see Fig.4)	DIODE CAP. C_d (pF) at $f = 1\ \text{MHz}$; $V_R = 0\ \text{V}$	NON-REPETITIVE PEAK REVERSE CURRENT I_{ZSM} (A) at $t_p = 100\ \mu\text{s}$; $T_{\text{amb}} = 25\text{ }^\circ\text{C}$
	Tol. $\pm 5\%$					
	MIN.	MAX.	MAX.	TYP.	MAX.	MAX.
16	15.20	16.80	0.16	11.4	95	1.5
18	17.10	18.90	0.18	13.3	95	1.5
20	19.00	21.00	0.20	15.3	90	1.5
22	20.90	23.10	0.22	17.2	85	1.25
24	22.80	25.20	0.24	19.2	80	1.25
27	25.65	28.35	0.27	22.0	75	1.0
30	28.50	31.50	0.30	25.2	65	1.0
33	31.35	34.65	0.30	28.5	60	0.9
36	34.20	37.80	0.30	32.0	60	0.8
39	37.05	40.95	0.30	35.1	60	0.7
43	40.85	45.15	0.30	39.4	55	0.6

Note

- $\Delta V_Z = V_Z$ at $100\ \mu\text{A}$ minus V_Z at $10\ \mu\text{A}$.

THERMAL CHARACTERISTICS

SYMBOL	PARAMETER	CONDITIONS	VALUE	UNIT
$R_{th\ j-a}$	thermal resistance from junction to ambient	note 1	415	K/W
$R_{th\ j-s}$	thermal resistance from junction to soldering point	note 2	110	K/W

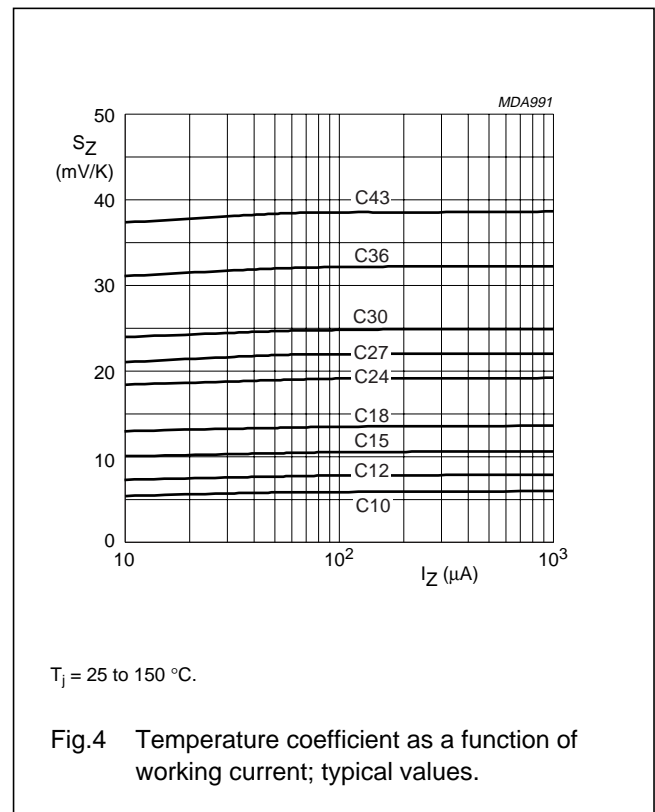
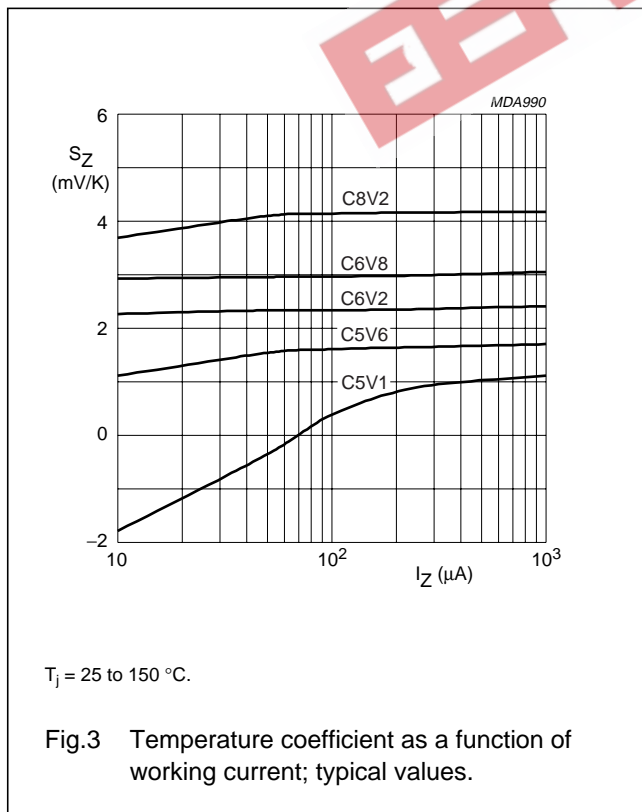
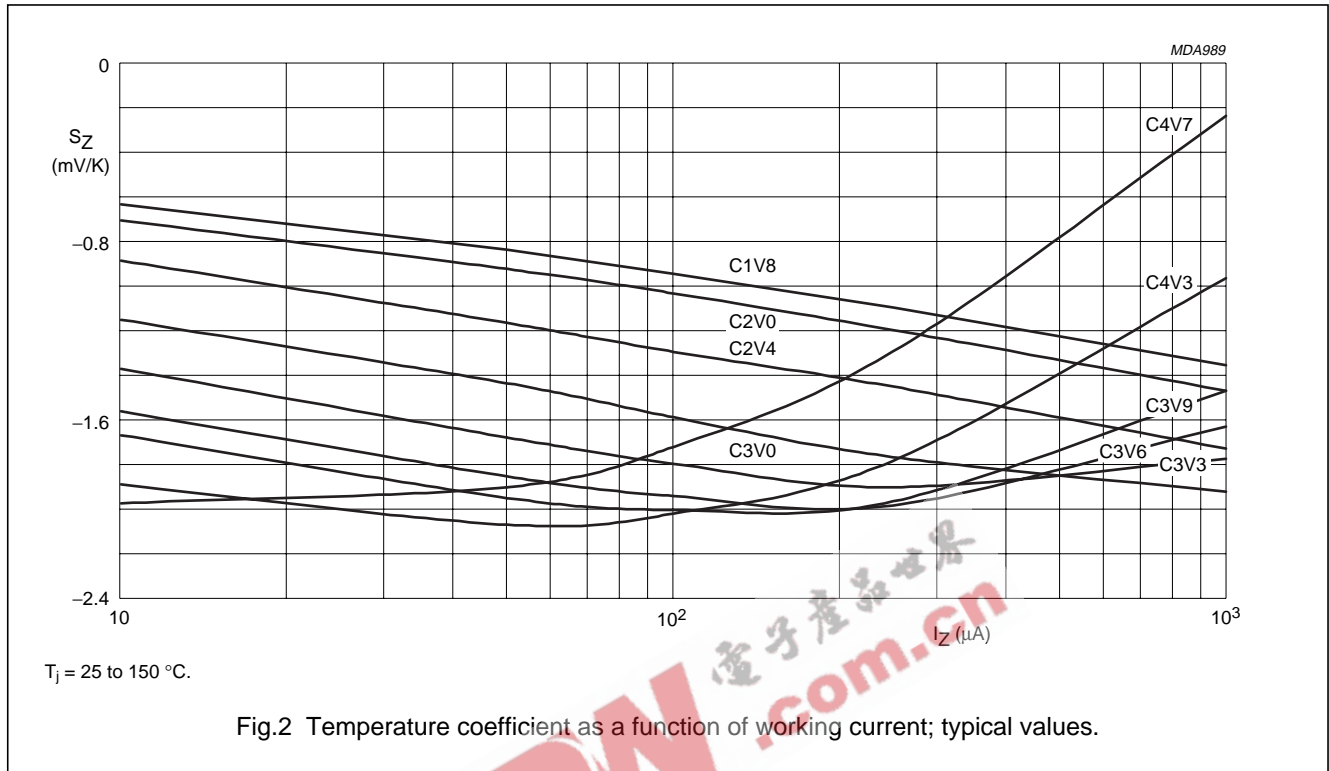
Notes

- Device mounted on a FR4 printed circuit-board.
- Soldering point of the cathode tab.

Voltage regulator diodes

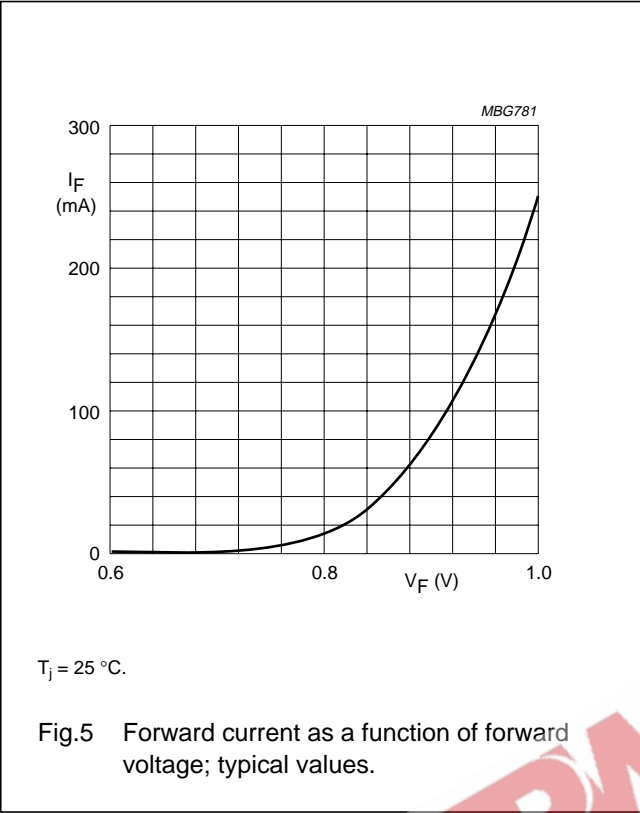
BZX399 series

GRAPHICAL DATA



Voltage regulator diodes

BZX399 series



电子产品世界
EEPW.com.cn

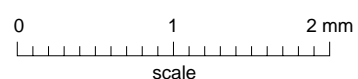
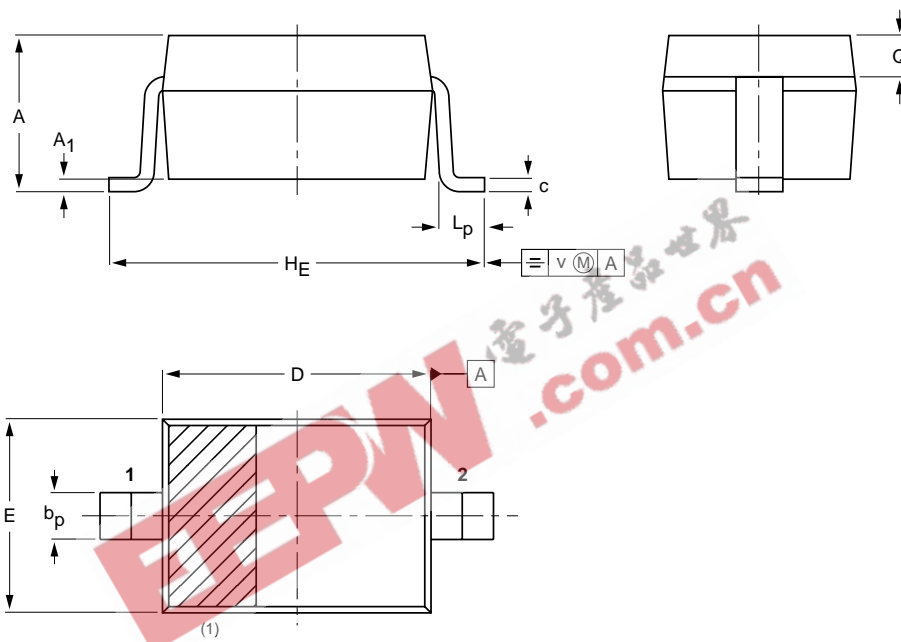
Voltage regulator diodes

BZX399 series

PACKAGE OUTLINE

Plastic surface mounted package; 2 leads

SOD323



DIMENSIONS (mm are the original dimensions)

UNIT	A	A ₁ max.	b _p	c	D	E	H _E	L _p	Q	v
mm	1.1 0.8	+0.05 -0.05	0.40 0.25	0.25 0.10	1.8 1.6	1.35 1.15	2.7 2.3	0.45 0.15	0.25 0.15	0.2

Note

1. The marking bar indicates the cathode.

OUTLINE VERSION	REFERENCES			EUROPEAN PROJECTION	ISSUE DATE
	IEC	JEDEC	EIAJ		
SOD323					98-09-14

Voltage regulator diodes

BZX399 series

DEFINITIONS

Data sheet status	
Objective specification	This data sheet contains target or goal specifications for product development.
Preliminary specification	This data sheet contains preliminary data; supplementary data may be published later.
Product specification	This data sheet contains final product specifications.
Limiting values	
Limiting values given are in accordance with the Absolute Maximum Rating System (IEC 134). Stress above one or more of the limiting values may cause permanent damage to the device. These are stress ratings only and operation of the device at these or at any other conditions above those given in the Characteristics sections of the specification is not implied. Exposure to limiting values for extended periods may affect device reliability.	
Application information	
Where application information is given, it is advisory and does not form part of the specification.	

LIFE SUPPORT APPLICATIONS

These products are not designed for use in life support appliances, devices, or systems where malfunction of these products can reasonably be expected to result in personal injury. Philips customers using or selling these products for use in such applications do so at their own risk and agree to fully indemnify Philips for any damages resulting from such improper use or sale.

EEPW.com.cn

Voltage regulator diodes

BZX399 series

NOTES



Voltage regulator diodes

BZX399 series

NOTES



Philips Semiconductors – a worldwide company

Argentina: see South America

Australia: 34 Waterloo Road, NORTH RYDE, NSW 2113,
Tel. +61 2 9805 4455, Fax. +61 2 9805 4466

Austria: Computerstr. 6, A-1101 WIEN, P.O. Box 213,
Tel. +43 1 60 101 1248, Fax. +43 1 60 101 1210

Belarus: Hotel Minsk Business Center, Bld. 3, r. 1211, Volodarski Str. 6,
220050 MINSK, Tel. +375 172 20 0733, Fax. +375 172 20 0773

Belgium: see The Netherlands

Brazil: see South America

Bulgaria: Philips Bulgaria Ltd., Energoproject, 15th floor,
51 James Bourchier Blvd., 1407 SOFIA,
Tel. +359 2 68 9211, Fax. +359 2 68 9102

Canada: PHILIPS SEMICONDUCTORS/COMPONENTS,
Tel. +1 800 234 7381, Fax. +1 800 943 0087

China/Hong Kong: 501 Hong Kong Industrial Technology Centre,
72 Tat Chee Avenue, Kowloon Tong, HONG KONG,
Tel. +852 2319 7888, Fax. +852 2319 7700

Colombia: see South America

Czech Republic: see Austria

Denmark: Sydhavnsgade 23, 1780 COPENHAGEN V,
Tel. +45 33 29 3333, Fax. +45 33 29 3905

Finland: Sinikalliontie 3, FIN-02630 ESPOO,
Tel. +358 9 615 800, Fax. +358 9 6158 0920

France: 51 Rue Carnot, BP317, 92156 SURESNES Cedex,
Tel. +33 1 4099 6161, Fax. +33 1 4099 6427

Germany: Hammerbrookstraße 69, D-20097 HAMBURG,
Tel. +49 40 2353 60, Fax. +49 40 2353 6300

Hungary: see Austria

India: Philips INDIA Ltd, Band Box Building, 2nd floor,
254-D, Dr. Annie Besant Road, Worli, MUMBAI 400 025,
Tel. +91 22 493 8541, Fax. +91 22 493 0966

Indonesia: PT Philips Development Corporation, Semiconductors Division,
Gedung Philips, Jl. Buncit Raya Kav.99-100, JAKARTA 12510,
Tel. +62 21 794 0040 ext. 2501, Fax. +62 21 794 0080

Ireland: Newstead, Clonskeagh, DUBLIN 14,
Tel. +353 1 7640 000, Fax. +353 1 7640 200

Israel: RAPAC Electronics, 7 Kehilat Saloniki St, PO Box 18053,
TEL AVIV 61180, Tel. +972 3 645 0444, Fax. +972 3 649 1007

Italy: PHILIPS SEMICONDUCTORS, Piazza IV Novembre 3,
20124 MILANO, Tel. +39 02 67 52 2531, Fax. +39 02 67 52 2557

Japan: Philips Bldg 13-37, Kohnan 2-chome, Minato-ku,
TOKYO 108-8507, Tel. +81 3 3740 5130, Fax. +81 3 3740 5057

Korea: Philips House, 260-199 Itaewon-dong, Yongsan-ku, SEOUL,
Tel. +82 2 709 1412, Fax. +82 2 709 1415

Malaysia: No. 76 Jalan Universiti, 46200 PETALING JAYA, SELANGOR,
Tel. +60 3 750 5214, Fax. +60 3 757 4880

Mexico: 5900 Gateway East, Suite 200, EL PASO, TEXAS 79905,
Tel. +9-5 800 234 7381, Fax +9-5 800 943 0087

Middle East: see Italy

Netherlands: Postbus 90050, 5600 PB EINDHOVEN, Bldg. VB,
Tel. +31 40 27 82785, Fax. +31 40 27 88399

New Zealand: 2 Wagener Place, C.P.O. Box 1041, AUCKLAND,
Tel. +64 9 849 4160, Fax. +64 9 849 7811

Norway: Box 1, Manglerud 0612, OSLO,
Tel. +47 22 74 8000, Fax. +47 22 74 8341

Pakistan: see Singapore

Philippines: Philips Semiconductors Philippines Inc.,
106 Valero St. Salcedo Village, P.O. Box 2108 MCC, MAKATI,
Metro MANILA, Tel. +63 2 816 6380, Fax. +63 2 817 3474

Poland: Ul. Lukiska 10, PL 04-123 WARSZAWA,
Tel. +48 22 612 2831, Fax. +48 22 612 2327

Portugal: see Spain

Romania: see Italy

Russia: Philips Russia, Ul. Usatcheva 35A, 119048 MOSCOW,
Tel. +7 095 755 6918, Fax. +7 095 755 6919

Singapore: Lorong 1, Toa Payoh, SINGAPORE 319762,
Tel. +65 350 2538, Fax. +65 251 6500

Slovakia: see Austria

Slovenia: see Italy

South Africa: S.A. PHILIPS Pty Ltd., 195-215 Main Road Martindale,
2092 JOHANNESBURG, P.O. Box 58088 Newville 2114,
Tel. +27 11 471 5401, Fax. +27 11 471 5398

South America: Al. Vicente Pinzon, 173, 6th floor,
04547-130 SÃO PAULO, SP, Brazil,
Tel. +55 11 821 2333, Fax. +55 11 821 2382

Spain: Balmes 22, 08007 BARCELONA,
Tel. +34 93 301 6312, Fax. +34 93 301 4107

Sweden: Kottbygatan 7, Akalla, S-16485 STOCKHOLM,
Tel. +46 8 5985 2000, Fax. +46 8 5985 2745

Switzerland: Allmendstrasse 140, CH-8027 ZÜRICH,
Tel. +41 1 488 2741 Fax. +41 1 488 3263

Taiwan: Philips Semiconductors, 6F, No. 96, Chien Kuo N. Rd., Sec. 1,
TAIPEI, Taiwan Tel. +886 2 2134 2886, Fax. +886 2 2134 2874

Thailand: PHILIPS ELECTRONICS (THAILAND) Ltd.,
209/2 Sanpavuth-Bangna Road Prakanong, BANGKOK 10260,
Tel. +66 2 745 4090, Fax. +66 2 398 0793

Turkey: Yukari Dudullu, Org. San. Blg., 2.Cad. Nr. 28 81260 Umraniye,
ISTANBUL, Tel. +90 216 522 1500, Fax. +90 216 522 1813

Ukraine: PHILIPS UKRAINE, 4 Patrice Lumumba str., Building B, Floor 7,
252042 KIEV, Tel. +380 44 264 2776, Fax. +380 44 268 0461

United Kingdom: Philips Semiconductors Ltd., 276 Bath Road, Hayes,
MIDDLESEX UB3 5BX, Tel. +44 181 730 5000, Fax. +44 181 754 8421

United States: 811 East Arques Avenue, SUNNYVALE, CA 94088-3409,
Tel. +1 800 234 7381, Fax. +1 800 943 0087

Uruguay: see South America

Vietnam: see Singapore

Yugoslavia: PHILIPS, Trg N. Pasica 5/v, 11000 BEOGRAD,
Tel. +381 11 62 5344, Fax. +381 11 63 5777

For all other countries apply to: Philips Semiconductors,
International Marketing & Sales Communications, Building BE-p, P.O. Box 218,
5600 MD EINDHOVEN, The Netherlands, Fax. +31 40 27 24825

Internet: <http://www.semiconductors.philips.com>

© Philips Electronics N.V. 1999

SCA 65

All rights are reserved. Reproduction in whole or in part is prohibited without the prior written consent of the copyright owner.

The information presented in this document does not form part of any quotation or contract, is believed to be accurate and reliable and may be changed without notice. No liability will be accepted by the publisher for any consequence of its use. Publication thereof does not convey nor imply any license under patent- or other industrial or intellectual property rights.

Printed in The Netherlands

115002/01/pp12

Date of release: 1999 Jun 04

Document order number: 9397 750 06054

Let's make things better.

**Philips
Semiconductors**



PHILIPS