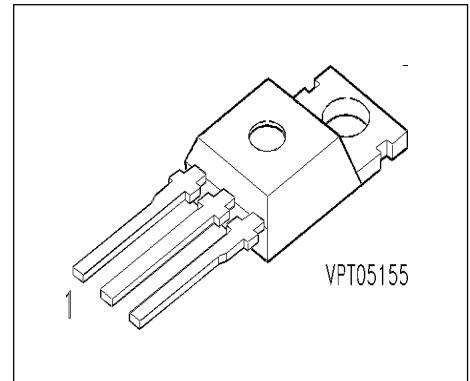


SIPMOS® Power Transistor

- P channel
- Enhancement mode
- Avalanche rated



| Pin 1 | Pin 2 | Pin 3 |
|-------|-------|-------|
| G | D | S |

| Type | V_{DS} | I_D | $R_{DS(on)}$ | Package | Ordering Code |
|---------|----------|--------|--------------|-----------|-----------------|
| BUZ 172 | -100 V | -5.5 A | 0.6 Ω | TO-220-AB | C67078-S1451-A2 |

Maximum Ratings

| Parameter | Symbol | Values | Unit |
|---|-------------|---------------|------------------|
| Continuous drain current $T_C = 37\text{ }^\circ\text{C}$ | I_D | -5.5 | A |
| Pulsed drain current $T_C = 25\text{ }^\circ\text{C}$ | I_{Dpuls} | -22 | A |
| Avalanche energy, single pulse $I_D = -5.5\text{ A}$, $V_{DD} = -25\text{ V}$, $R_{GS} = 25\text{ }\Omega$ $L = 8.4\text{ mH}$, $T_j = 25\text{ }^\circ\text{C}$ | E_{AS} | 170 | mJ |
| Gate source voltage | V_{GS} | ± 20 | V |
| Power dissipation $T_C = 25\text{ }^\circ\text{C}$ | P_{tot} | 40 | W |
| Operating temperature | T_j | -55 ... + 150 | $^\circ\text{C}$ |
| Storage temperature | T_{stg} | -55 ... + 150 | $^\circ\text{C}$ |
| Thermal resistance, chip case | R_{thJC} | ≤ 3.1 | K/W |
| Thermal resistance, chip to ambient | R_{thJA} | ≤ 75 | K/W |
| DIN humidity category, DIN 40 040 | | E | |
| IEC climatic category, DIN IEC 68-1 | | 55 / 150 / 56 | |

Electrical Characteristics, at $T_j = 25^\circ\text{C}$, unless otherwise specified


| Parameter | Symbol | Values | | | Unit |
|--|---------------|--------|-------------|------------|---------------|
| | | min. | typ. | max. | |
| Static Characteristics | | | | | |
| Drain- source breakdown voltage $V_{GS} = 0\text{ V}, I_D = -0.25\text{ mA}, T_j = 25\text{ }^\circ\text{C}$ | $V_{(BR)DSS}$ | -100 | - | - | V |
| Gate threshold voltage $V_{GS}=V_{DS}, I_D = 1\text{ mA}$ | $V_{GS(th)}$ | -2.1 | -3 | -4 | |
| Zero gate voltage drain current $V_{DS} = -100\text{ V}, V_{GS} = 0\text{ V}, T_j = 25\text{ }^\circ\text{C}$ $V_{DS} = -100\text{ V}, V_{GS} = 0\text{ V}, T_j = 125\text{ }^\circ\text{C}$ | I_{DSS} | - | -0.1 -10 | -1 -100 | μA |
| Gate-source leakage current $V_{GS} = -20\text{ V}, V_{DS} = 0\text{ V}$ | I_{GSS} | - | -10 | -100 | nA |
| Drain-Source on-resistance $V_{GS} = -10\text{ V}, I_D = -3.7\text{ A}$ | $R_{DS(on)}$ | - | 0.4 | 0.6 | Ω |

Electrical Characteristics, at $T_j = 25^\circ\text{C}$, unless otherwise specified

| Parameter | Symbol | Values | | | Unit |
|---|--------------|--------|------|------|------|
| | | min. | typ. | max. | |
| Dynamic Characteristics | | | | | |
| Transconductance $V_{DS} \geq 2 * I_D * R_{DS(on)max}, I_D = -3.7 \text{ A}$ | g_{fs} | 1 | 2 | - | S |
| Input capacitance $V_{GS} = 0 \text{ V}, V_{DS} = -25 \text{ V}, f = 1 \text{ MHz}$ | C_{iss} | - | 800 | 1200 | pF |
| Output capacitance $V_{GS} = 0 \text{ V}, V_{DS} = -25 \text{ V}, f = 1 \text{ MHz}$ | C_{oss} | - | 220 | 330 | |
| Reverse transfer capacitance $V_{GS} = 0 \text{ V}, V_{DS} = -25 \text{ V}, f = 1 \text{ MHz}$ | C_{rss} | - | 90 | 140 | |
| Turn-on delay time $V_{DD} = -30 \text{ V}, V_{GS} = -10 \text{ V}, I_D = -2.8 \text{ A}$ $R_{GS} = 50 \Omega$ | $t_{d(on)}$ | - | 20 | 30 | ns |
| Rise time $V_{DD} = -30 \text{ V}, V_{GS} = -10 \text{ V}, I_D = -2.8 \text{ A}$ $R_{GS} = 50 \Omega$ | t_r | - | 120 | 180 | |
| Turn-off delay time $V_{DD} = -30 \text{ V}, V_{GS} = -10 \text{ V}, I_D = -2.8 \text{ A}$ $R_{GS} = 50 \Omega$ | $t_{d(off)}$ | - | 70 | 90 | |
| Fall time $V_{DD} = -30 \text{ V}, V_{GS} = -10 \text{ V}, I_D = -2.8 \text{ A}$ $R_{GS} = 50 \Omega$ | t_f | - | 55 | 75 | |

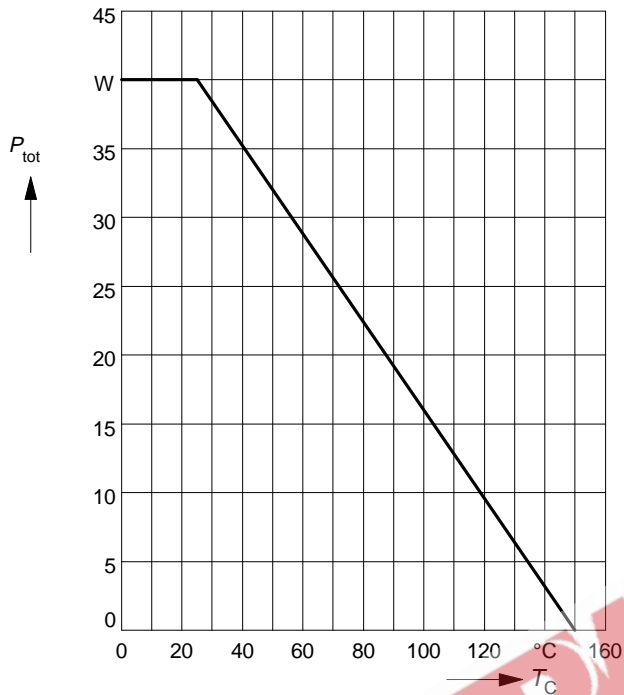
Electrical Characteristics, at $T_j = 25^\circ\text{C}$, unless otherwise specified

| Parameter | Symbol | Values | | | Unit |
|--|----------|--------|------|------|---------------|
| | | min. | typ. | max. | |
| Reverse Diode | | | | | |
| Inverse diode continuous forward current $T_C = 25^\circ\text{C}$ | I_S | - | - | -5.5 | A |
| Inverse diode direct current, pulsed $T_C = 25^\circ\text{C}$ | I_{SM} | - | - | -22 | |
| Inverse diode forward voltage $V_{GS} = 0\text{ V}, I_F = -11\text{ A}$ | V_{SD} | - | -1 | -1.3 | V |
| Reverse recovery time $V_R = -30\text{ V}, I_F = I_S, di_F/dt = 100\text{ A}/\mu\text{s}$ | t_{rr} | - | 200 | - | ns |
| Reverse recovery charge $V_R = -30\text{ V}, I_F = I_S, di_F/dt = 100\text{ A}/\mu\text{s}$ | Q_{rr} | - | 0.75 | - | μC |



Power dissipation

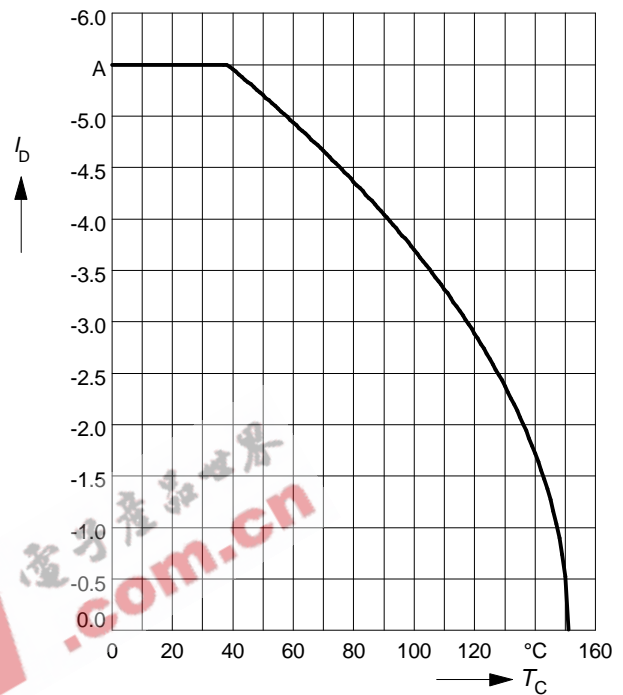
$$P_{\text{tot}} = f(T_C)$$



Drain current

$$I_D = f(T_C)$$

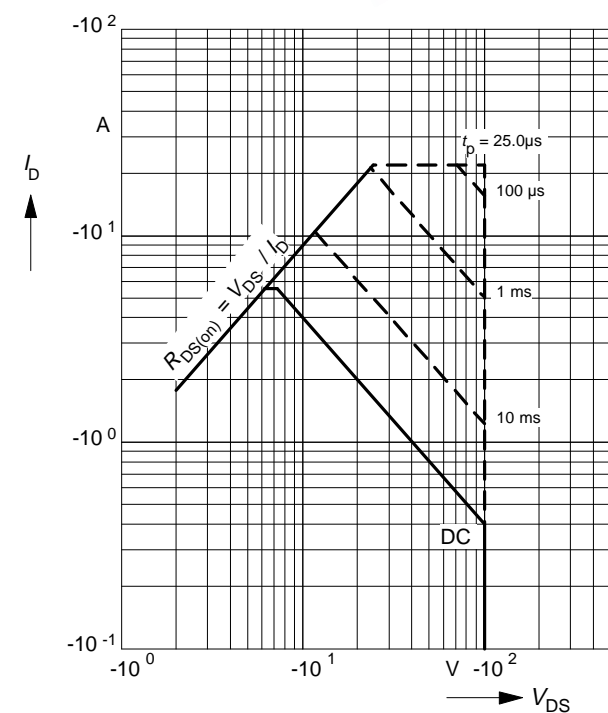
parameter: $V_{GS} \geq -10$ V



Safe operating area

$$I_D = f(V_{DS})$$

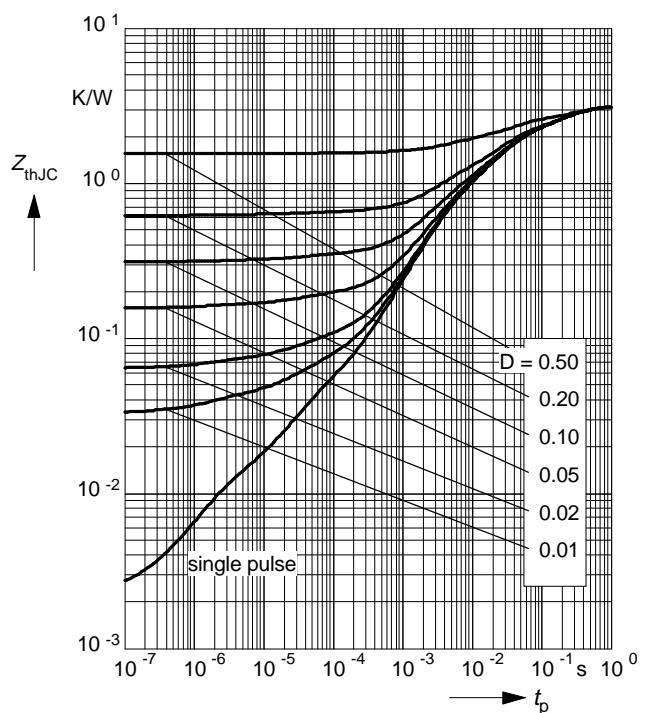
parameter: $D = 0.01$, $T_C = 25^\circ\text{C}$



Transient thermal impedance

$$Z_{\text{thJC}} = f(t_p)$$

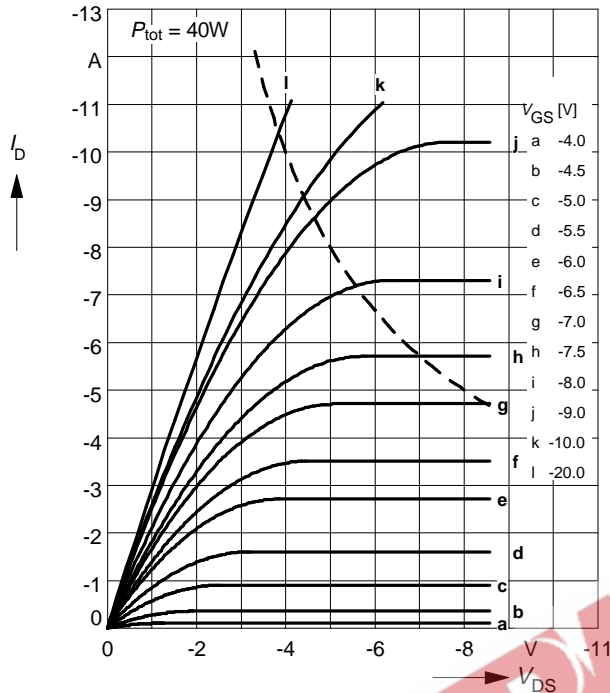
parameter: $D = t_p / T$



Typ. output characteristics

$$I_D = f(V_{DS})$$

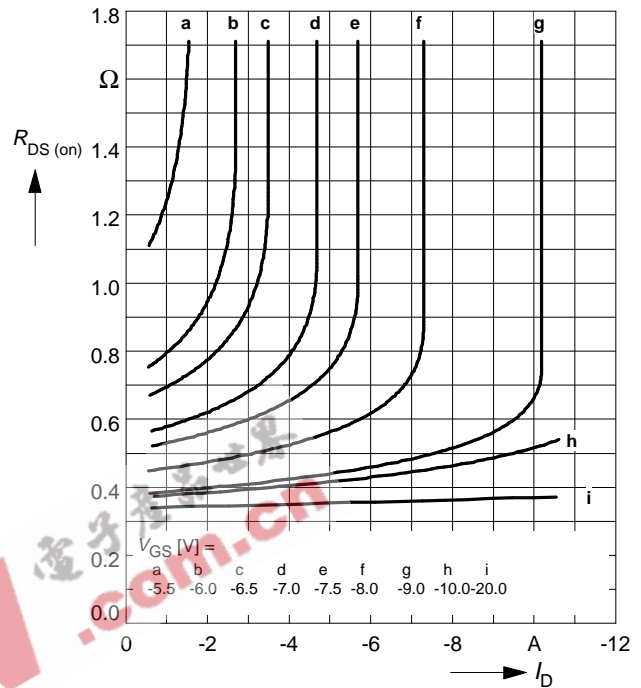
parameter: $t_p = 80 \mu s$



Typ. drain-source on-resistance

$$R_{DS(on)} = f(I_D)$$

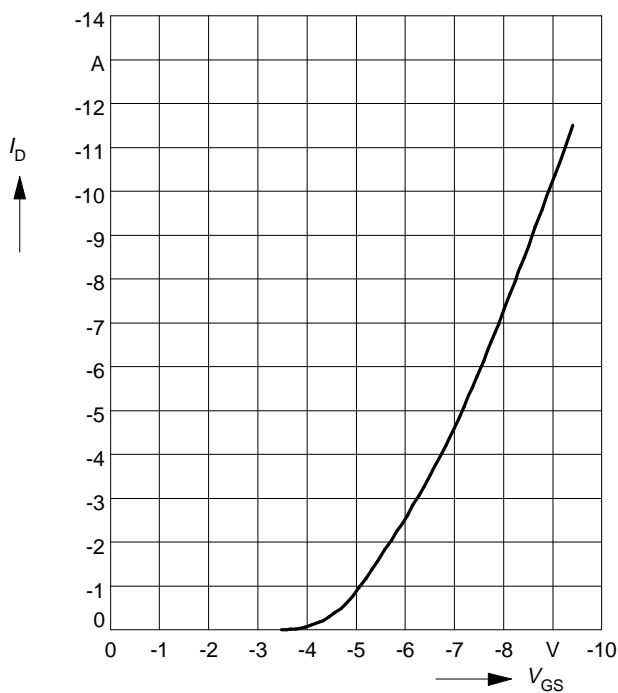
parameter: V_{GS}



Typ. transfer characteristics $I_D = f(V_{GS})$

parameter: $t_p = 80 \mu s$

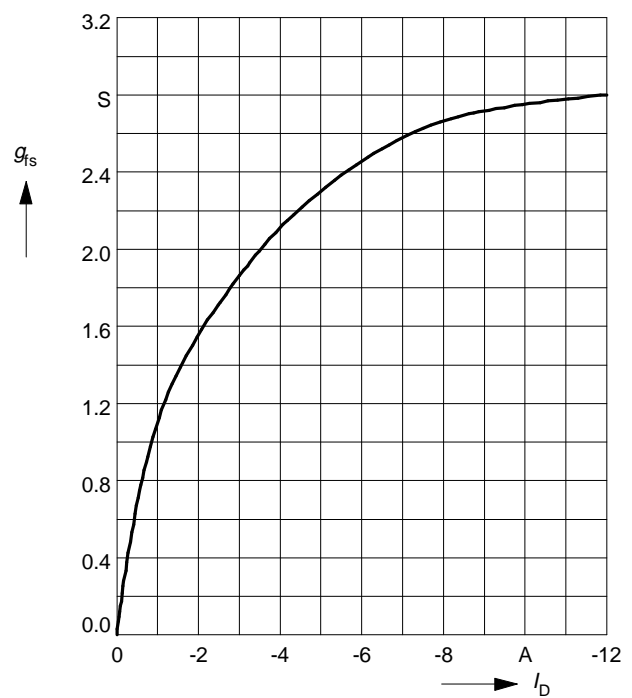
$$V_{DS} \geq 2 \times I_D \times R_{DS(on)max}$$



Typ. forward transconductance $g_{fs} = f(I_D)$

parameter: $t_p = 80 \mu s$,

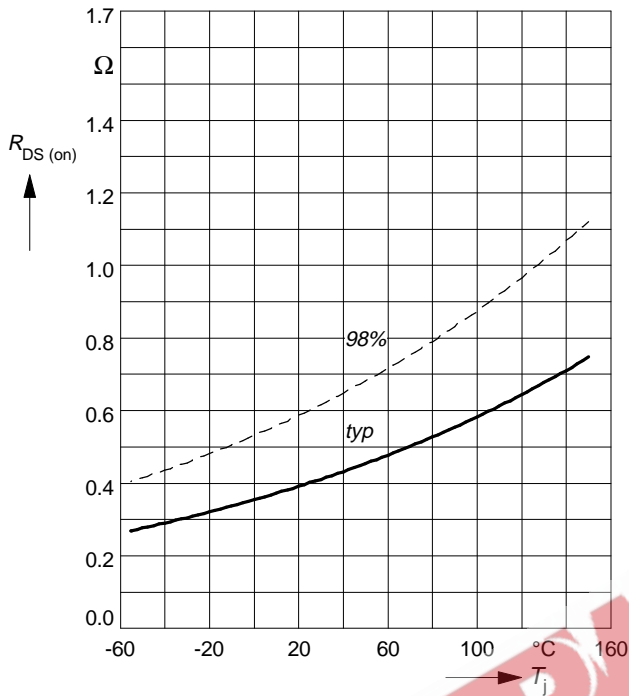
$$V_{DS} \geq 2 \times I_D \times R_{DS(on)max}$$



Drain-source on-resistance

$$R_{DS(on)} = f(T_j)$$

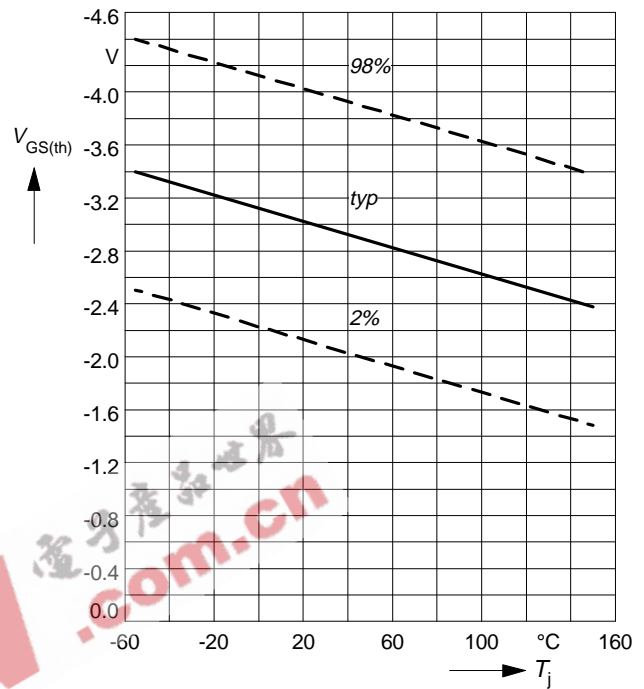
parameter: $I_D = -3.7 \text{ A}$, $V_{GS} = -10 \text{ V}$



Gate threshold voltage

$$V_{GS(th)} = f(T_j)$$

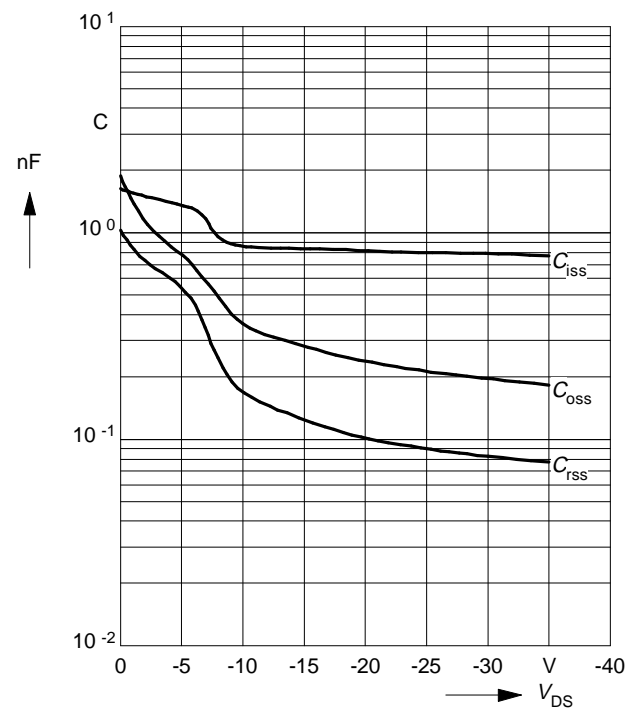
parameter: $V_{GS} = V_{DS}$, $I_D = 1 \text{ mA}$



Typ. capacitances

$$C = f(V_{DS})$$

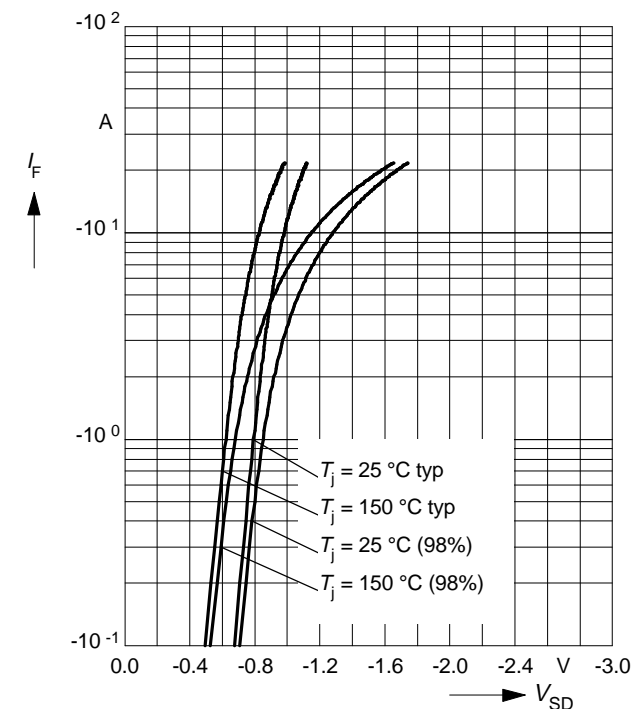
parameter: $V_{GS} = 0 \text{ V}$, $f = 1 \text{ MHz}$



Forward characteristics of reverse diode

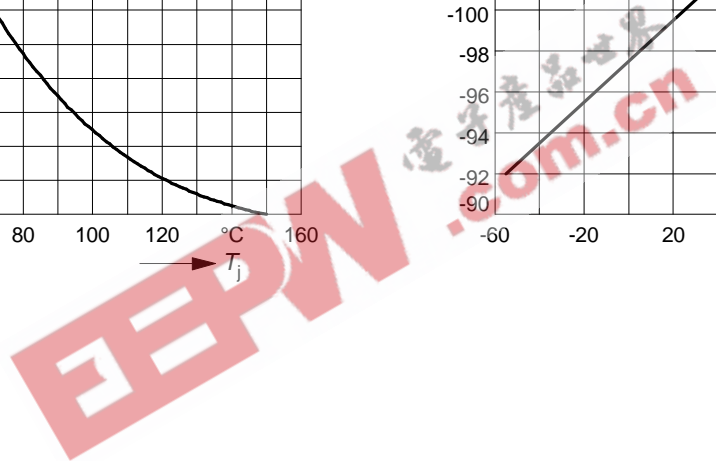
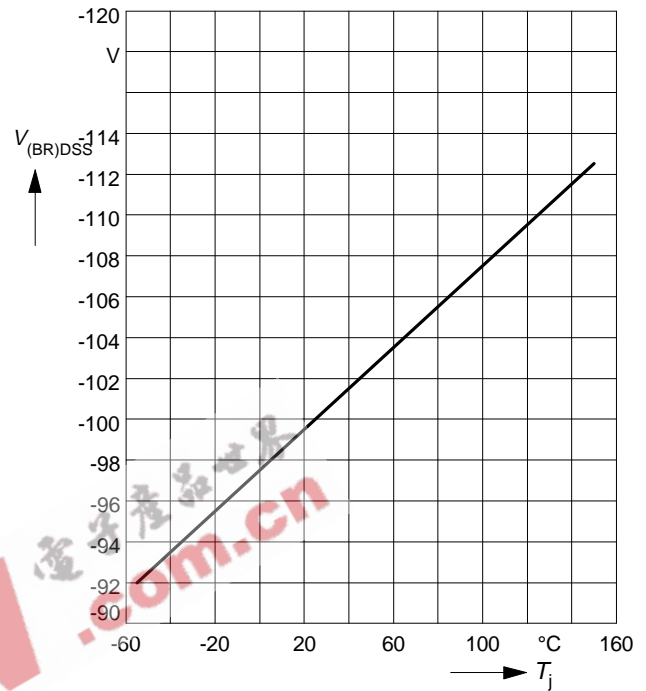
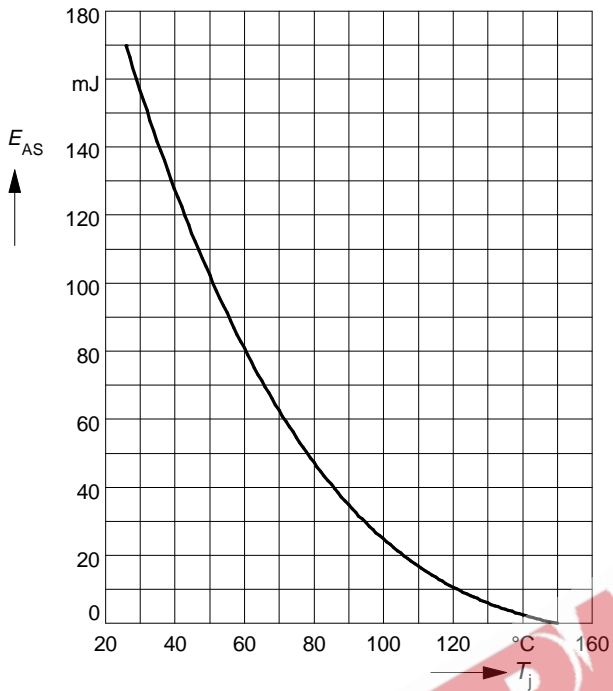
$$I_F = f(V_{SD})$$

parameter: T_j , $t_p = 80 \mu\text{s}$



Avalanche energy $E_{AS} = f(T_j)$
 parameter: $I_D = -5.5 \text{ A}$, $V_{DD} = -25 \text{ V}$
 $R_{GS} = 25 \text{ } \Omega$, $L = 8.4 \text{ mH}$

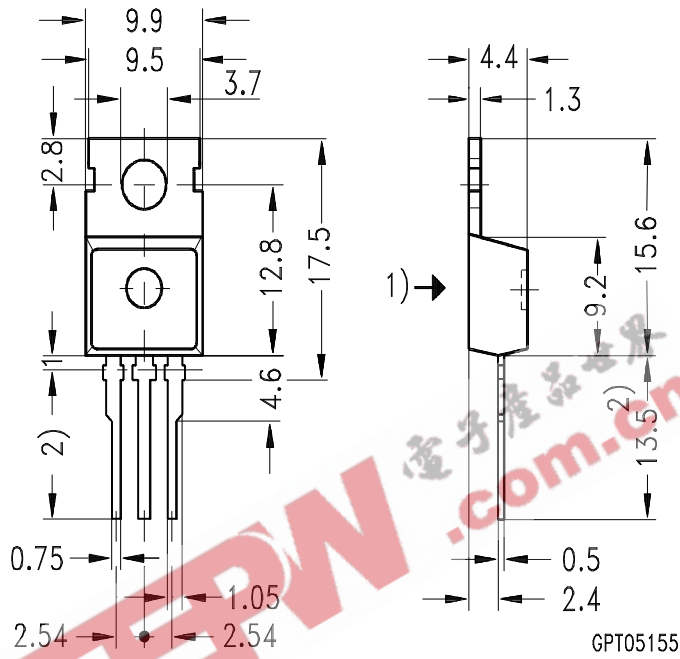
Drain-source breakdown voltage
 $V_{(BR)DSS} = f(T_j)$



Package Outlines

TO-220 AB

Dimension in mm



GPT05155

- 1) punch direction, burr max. 0.04
- 2) dip tinning
- 3) max. 14.5 by dip tinning press burr max. 0.05