

# C&K CA Series Power Rocker Switches

## Features/Benefits

- 15 AMPS @ 125 V AC
- Cosmetic slimline detail
- Positive detent

## Typical Applications

- Hair dryers and other small appliances
- HVAC and other large appliances
- RoHS compliant



Models Available

## Specifications

CONTACT RATING: 15 AMPS @ 125 V AC; 10 AMPS

@ 250 V AC; 1/4 HP @ 125 V AC or 250 V AC 

ELECTRICAL LIFE: 10,000 make-and-break cycles at full load.

INSULATION RESISTANCE:  $10^9 \Omega$  min.

DIELECTRIC STRENGTH: 1,000 Vrms min. @ sea level.

OPERATING TEMPERATURE: -30°C to +85°C

## Materials

HOUSING: 6/6 nylon (UL 94V-2), black.

ACTUATOR: Polycarbonate (UL 94V-2), black.

CONTACTS: Coin silver, silver plated.

TERMINALS: Copper, silver plated.

CONTACT SPRING: Music wire.

**NOTE:** For the latest information regarding RoHS compliance, please go to: [www.ittcannon.com/rohs](http://www.ittcannon.com/rohs).

**NOTE:** Specifications and material listed above are for switches with standard options. For information on specific and custom switches, consult Customer Service Center.

## Build-A-Switch

To order, simply select desired option from each category and place in the appropriate box. Available options are shown and described on pages H-106 through H-109. For additional options not shown in catalog, consult Customer Service Center.

Build-A-Switch diagram showing options for:

- Switch Function**
  - CA01 SPDT, On-On
  - CA02 SPST, On-Off
  - CA21 DPDT, On-On
  - CA22 DPST, On-Off
- Actuator**
  - J1 Rocker with gloss finish
  - J7 Curved rocker with matte finish
- Actuator Color**
  - 2 Black
  - 1 White
  - 3 Red
  - 6 Green
- Housing Color**
  - 2 Black
- Terminations**
  - 07 Quick connect
- Actuator Markings**
  - NONE No marking
  - D ON-OFF
  - H 0 I
  - P 0 -
- Contact Material**
  - Q Silver



Dimensions are shown: Inch (mm)  
Specifications and dimensions subject to change

# C&K CA Series Power Rocker Switches

## SWITCH FUNCTION

| NO. POLES   | MODEL NO. | SWITCH FUNCTION |        | CONNECTED TERMINALS |            | SCHEMATIC |
|---|-----------|-----------------|--------|---------------------|------------|-----------|
|   |           | POS. 1          | POS. 2 | POS. 1              | POS. 2     |           |
| SP  | CA01      | ON              | ON     | 1-1A                | 1-1B       | SPDT      |
|   | CA02      | ON              | OFF    | 1-1A                | OPEN       | SPST      |
| <p><b>SPDT</b></p> <p>Part number shown: CA01J12207Q</p> <p>ACTUATOR SHOWN IN POS. 1</p> <p>TERMINAL NOS. MARKED ON HOUSING</p> |           |                 |        |                     |            |           |
| DP  | CA21      | ON              | ON     | 1-1A, 2-2A          | 1-1B, 2-2B | DPDT      |
|   | CA22      | ON              | OFF    | 1-1A, 2-2A          | OPEN       | DPST      |
| <p><b>DPDT</b></p> <p>Part number shown: CA21J12207Q</p> <p>ACTUATOR SHOWN IN POS. 1</p> <p>TERMINAL NOS. MARKED ON HOUSING</p> |           |                 |        |                     |            |           |

For complete contact ratings and agency approvals, see CONTACT MATERIAL section, page H-111.  
Contacts make on side opposite actuator throw.

All models with all options.

cIRocker



H



ITT



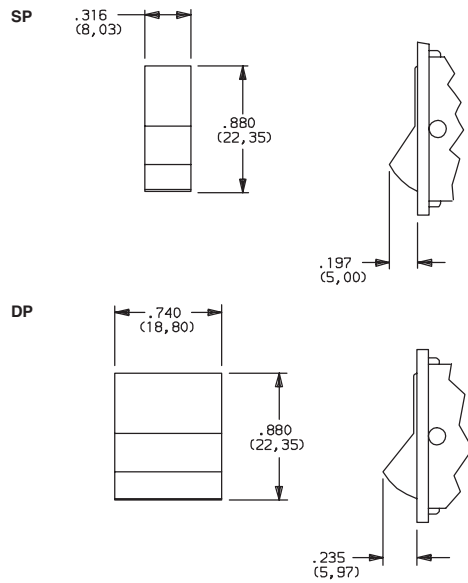
Third Angle  
Projection

Dimensions are shown: Inch (mm)  
Specifications and dimensions subject to change

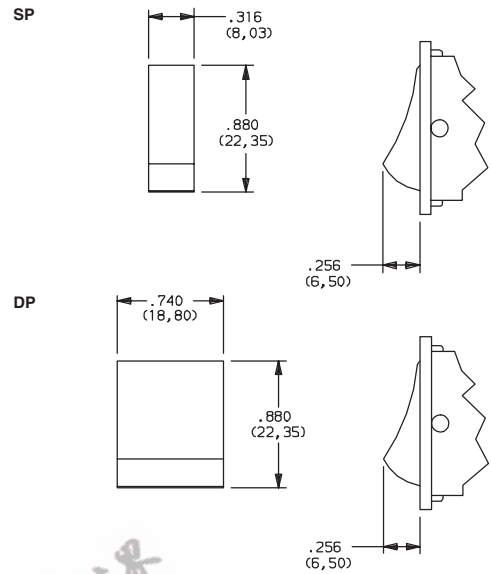
# C&K CA Series Power Rocker Switches

## ACTUATOR

### J1 ROCKER WITH GLOSS FINISH



### J7 CURVED ROCKER WITH MATTE FINISH



## ACTUATOR COLOR

| OPTION CODE | OPAQUE ACTUATOR COLOR |
|-------------|-----------------------|
| 1           | WHITE                 |
| 2           | BLACK                 |
| 3           | RED                   |
| 6           | GREEN                 |

**NOTE:** Actuator finish: matte. Special colors available, consult Customer Service Center.

## HOUSING COLOR

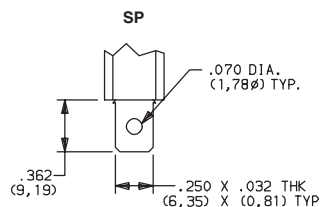
| OPTION CODE | HOUSING COLOR |
|-------------|---------------|
| 2           | BLACK         |

**NOTE:** Housing frame finish: matte.

# C&K CA Series Power Rocker Switches


## TERMINATIONS

### 07 QUICK CONNECT



### PANEL MOUNTING

J1, & J7 only



| PANEL THICKNESS            | DIM 'A'          |
|----------------------------|------------------|
| .059-.078<br>(1,50) (2,00) | 1.102<br>(28,00) |
| .078-.118<br>(2,00) (3,00) | 1.110<br>(28,20) |
| .118-.177<br>(3,00) (4,50) | 1.126<br>(28,60) |

## ACTUATOR MARKINGS

### NONE NO MARKING



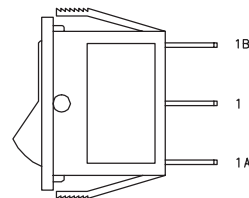
### D ON-OFF



### H O I



### P O -



**NOTE:** Orientation of actuator markings and terminals

Marking color white, standard for all actuator colors except white and yellow. Marking color black, standard for white and yellow actuators. Consult Customer Service Center for other available markings and colors.

## CONTACT MATERIAL

| OPTION CODE | RoHS COMPLIANT * | RoHS COMPATIBLE * | CONTACT AND TERMINAL MATERIAL | RATINGS |  |
|-------------|------------------|-------------------|-------------------------------|---------|--|
| QA          | YES              | YES               | SILVER                        | POWER   | 16IAMP/1125IVAC;11/3IHP;<br>10IAMP/11250IVAC;11/2IHP |



\* Note: See Technical Data section of this catalog for RoHS compliant and compatible definitions and specifications.

<sup>1</sup> CONTACTS: Coin silver, silver plated.  
TERMINALS: Copper, silver plated.

**NOTE:** For the latest information regarding RoHS compliance, please go to: [www.ittcannon.com/rohs](http://www.ittcannon.com/rohs).

All models with all options.



Dimensions are shown: Inch (mm)  
Specifications and dimensions subject to change