



DY PY

MINIBRIDGE[®]
10 AMPERES - HIGH SURGE
SINGLE-PHASE, FULL-WAVE BRIDGES
HEAT SINK-CHASSIS-P.C. BOARD MOUNTING



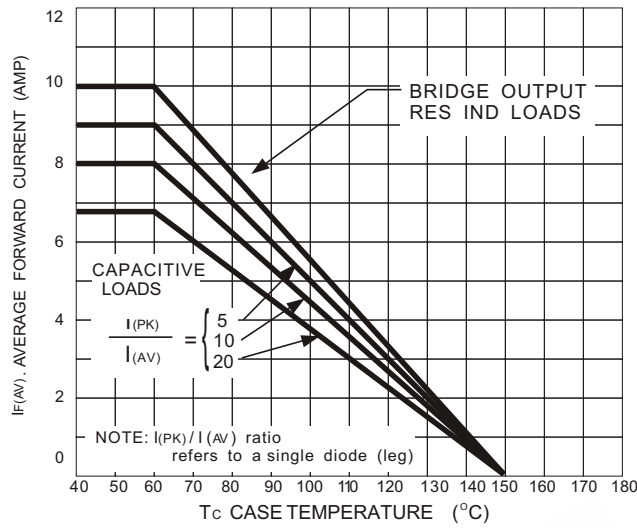
This mark indicates recognition under the component program of Underwriters Laboratories, inc.

PRV/leg	50V	100V	200V	400V	600V	800V	1000V
Type No.	PY05	PY10	PY20	PY40	PY60	PY80	PY100
Type No.	DY05	DY10	DY20	DY40	DY60	DY80	DY100

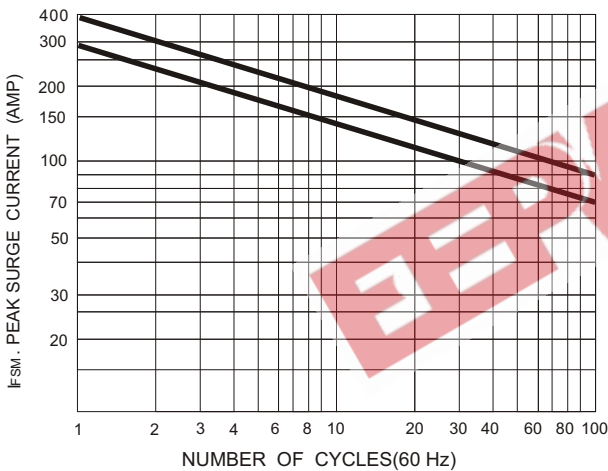
ELECTRICAL CHARACTERISTICS PER LEG (at T _A =25 °C Unless Otherwise Specified)	PY	DY	
Max. Forward Voltage Drop V _F = 1.0 V @ I _F =	10	10	Amp
Max. DC Reverse Current @ PRV and 25°C, I _R	10	10	μA
Max. DC Reverse Current @ PRV and 100°C, I _R	100	100	μA
Max. Peak Surge Current, I _{FSM} (8.3ms)	300	400	Amp
Storage Temperature Range, T _{STG}	-55 to +150	-55 to +150	°C
Thermal Resistance (Total Bridge), R _{θj-c}	5.1typ.	5.1typ.	°C/W

EDI reserves the right to change these specifications at any time without notice.

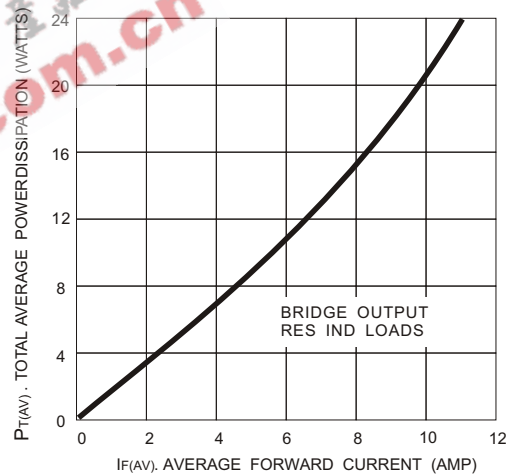
**Figure 1
CURRENT DERATING**



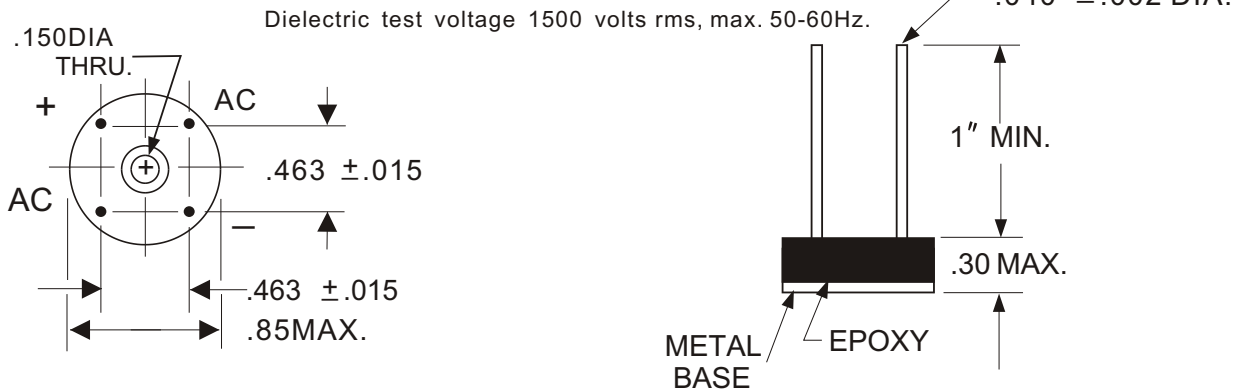
**Figure 2
NON-REPETITIVE SURGE CURRENT**



**Figure 3
POWER DISSIPATION**



MECH. OUTLINE



- NOTES: 1. A thin film of silicone thermal compound is recommended between the Minibridge[®] case and mounting surface for improved thermal conduction.
2. Fast-on terminals available. Consult factory.