

D Series (Standard D-Sub)

Dual Port Solder Dip

Specifications

Insulation Resistance: 5,000MΩ min.
 Withstanding Voltage: 1,000 V AC
 Contact Resistance: 10mΩ max.
 Current Rating: 5A
 Operating Temp. Range: -55°C to +105°C

Materials and Finish

Shell: Steel, Tin plated
 Insulator: Polyester Resin (glass filled)
 Fiber reinforced, UL94V-0
 Contacts: Stamped Copper Alloy
 Plating: Gold over Nickel

Part Number (Details)

D **DP - 01** * * **1**

Series

Connector Version:
 DP = Dual Port

No. of Contacts (Top / Bottom):
 01 = 9 / 9
 02 = 15 / 15
 03 = 25 / 25
 10 = 37 / 37

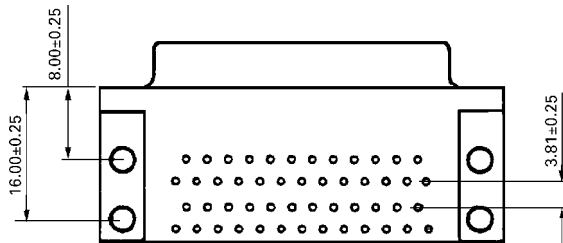
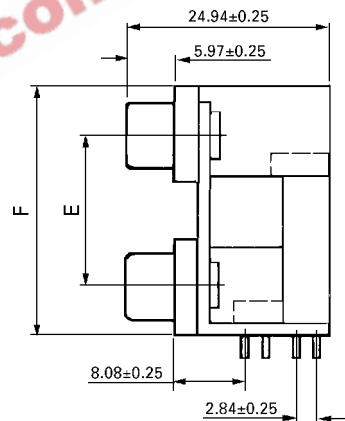
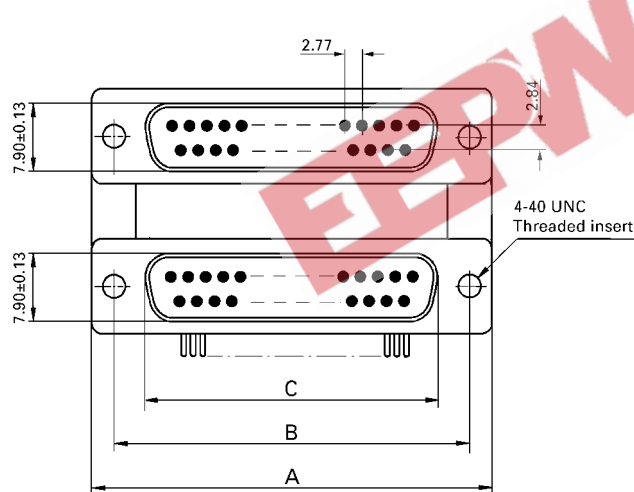
Connector Types (Top / Bottom):
 1 = Male / Male
 2 = Male / Female
 3 = Female / Male
 4 = Female / Female

Vertical Distance between Connectors:
 S = 15.88mm, M = 19.05mm, L = 22.86mm

Assembly:
 1 = Snap-in + 4-40 Clinch Nut (Standard)
 2 = 4-40 Threaded

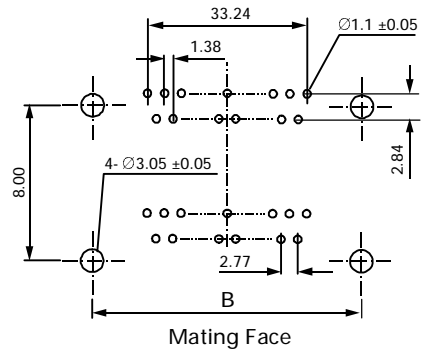
Applicable Dimensions (Reference Only)

Outline Connector Dimensions



Recommended PCB Layouts

Top View



Mating Face

| Part Number | No. of Contacts | A | B | C | Vertical Distances | E | F |
|-------------|-----------------|-------|-------|-------|--------------------|-------|-------|
| DDP-01**1 | 9 / 9 | 30.81 | 24.99 | 16.33 | Type S | 15.88 | 28.42 |
| DDP-02**1 | 15 / 15 | 39.14 | 33.32 | 24.66 | Type M | 19.05 | 31.60 |
| DDP-03**1 | 25 / 25 | 53.04 | 47.04 | 38.38 | Type L | 22.86 | 35.41 |
| DDP-10**1 | 37 / 37 | 69.32 | 63.50 | 54.84 | | | |