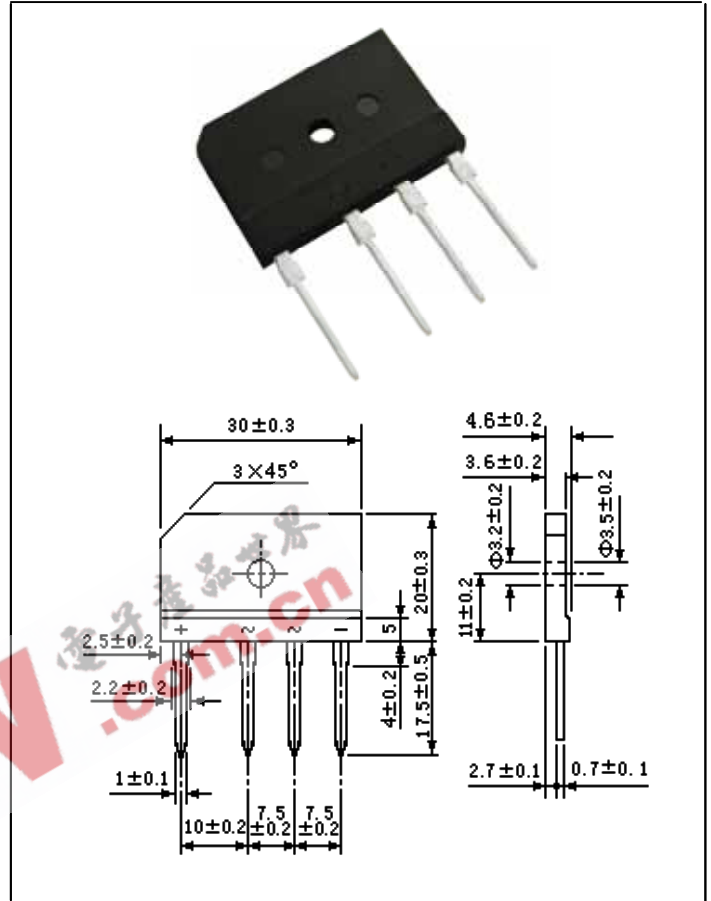


## D25SB10(RBV2502S) Thru D25SB100(RBV2507S)

### FEATURES

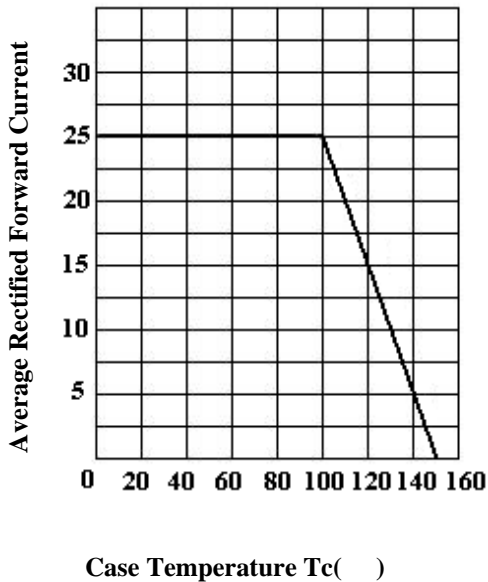
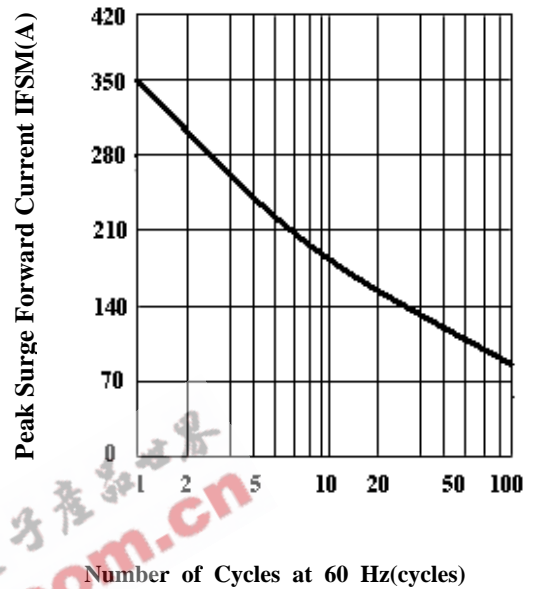
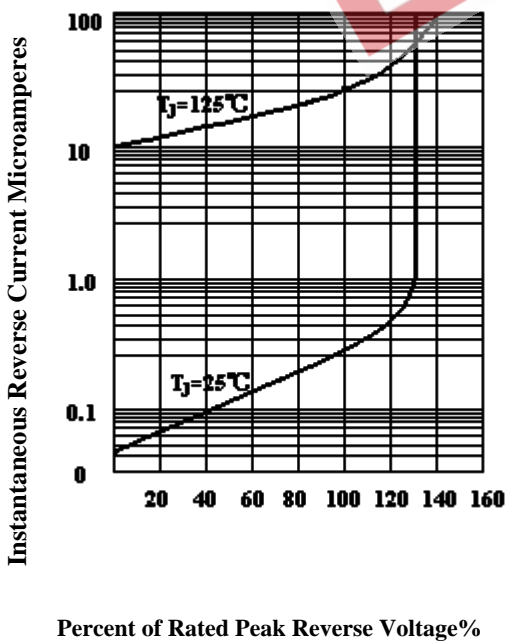
- . Plastic Package has Underwriters Laboratory Flammability Classification 94V-0
- . This series is UL listed under the Recognized Component index, file number E231047
- . Single-in-line package
- . High current capacity with small package
- . Superior thermal conductivity
- . High temperature soldering guaranteed:  
260 /10 seconds
- . High  $I_{FSM}$



Maximum Ratings & Thermal Characteristics Ratings at 25 ambient temperature unless otherwise specified.

Parameter Symbol	Symbol	D25SB10	D25SB20	D25SB40	D25SB60	D25SB80	D25SB100	Unit
		RBV2502S	RBV2503S	RBV2504S	RBV2505S	RBV2506S	RBV2507S	
Maximum repetitive voltage	$V_{RM}$	100	200	400	600	800	1000	V
Maximum DC reverse current at rated DC blocking voltage	$I_R$	5 500						$\mu A$
Average rectified forward current 60Hz Sine wave Resistance load with heat sink $T_c=100$	$I_o$	25						A
Peak forward surge current 8.3ms single half sine-wave superimposed on rated load	$I_{FSM}$	350						A
Dielectric strength Terminals to case , AC 1 minute Current 1mA	$V_{dia}$	2.5						KV
Max instantaneous forward voltage at 12.5A	$V_F$	1.1						V
Operating junction temperature	$T_J$	150						
Storage temperature	$T_{stg}$	-40~150						

## D25SB10(RBV2502S) Thru D25SB100(RBV2507S)

**Fig.1 derating Curve**

**Fig.2 Peak Surge Forward capability**

**Fig.3 Typical Reverse Characteristics**

**Fig.4 Forward Voltage**
