

C&K DA Series Miniature Single Pole Rocker Switches

Features/Benefits

- Nice actuator styling with multiple options
- Guards to prevent accidental actuation
- Momentary and maintained functions
- IP65 splash proof rubber boot option

Typical Applications

- Small appliances
- Computers and peripherals
- Medical instrumentation



Specifications

CONTACT RATING:

UL/CSA: 16 AMPS @ 125 VAC, 1/3 HP;
10 AMPS @ 250 VAC, 1/2 HP.

VDE: 10 AMPS @ 125 VAC, 6 AMPS @ 250 VAC.

ELECTRICAL LIFE: 10,000 make and break cycles at full load.

INSULATION RESISTANCE: $10^8 \Omega$ min.

DIELECTRIC STRENGTH: 1,500 VRMS @ sea level.

Materials

HOUSING AND ACTUATOR: 6/6 nylon (UL94V-2), black, matte finish.

ILLUMINATED ACTUATOR: Polycarbonate, matte finish.

CENTER CONTACTS: Silver plated, copper alloy.

END CONTACTS: Silver plated $AgSnO_2InO_3$.

ALL TERMINALS: Silver plated, copper alloy.

NOTE: Specifications and materials listed above are for switches with standard options. For information on specific and custom switches, consult Customer Service Center.

Build-A-Switch

To order, simply select desired option from each category and place in the appropriate box. Available options are shown and described on pages 4 thru 6. For additional options not shown in catalog, consult Customer Service Center.

<input type="checkbox"/>	<input type="checkbox"/>	<input type="checkbox"/>	<input type="checkbox"/>	<input type="checkbox"/>	<input type="checkbox"/>	<input type="checkbox"/>	<input type="checkbox"/>	<input type="checkbox"/>	<input type="checkbox"/>						
Switch Function		Actuator		Actuator Color		Mounting Style/Color		Termination		Actuator Marking		Contact Rating		Lamp Rating	
DA101 SPDT On-None-On DA102 SPST On-None-Off DA103 SPDT On-Off-On DA12 * SPST On-None-Off		J1 Rocker J2 Two-tone rocker J3 Illuminated rocker J4 Circle, illuminated rocker J5 Oval, illuminated rocker		2 (STD.) Black 1 White 3 Red R Red, illuminated A Amber, illuminated G Green, illuminated		S2 (STD.) Snap-in, black S1 Snap-in, white B2 Recessed snap-in bracket, black G2 Guard, black		15 (STD.) .187" quick connect 17 Solder lug 02 Thru-hole A Right angle		(NONE) (STD.) No marking D ON-OFF H "O I" - international ON-OFF N Large dot P "O -" international ON-OFF		QF (STD.) Silver		(NONE) (STD.) No lamp 6 LED 7 125 VAC neon 8 250 VAC neon	

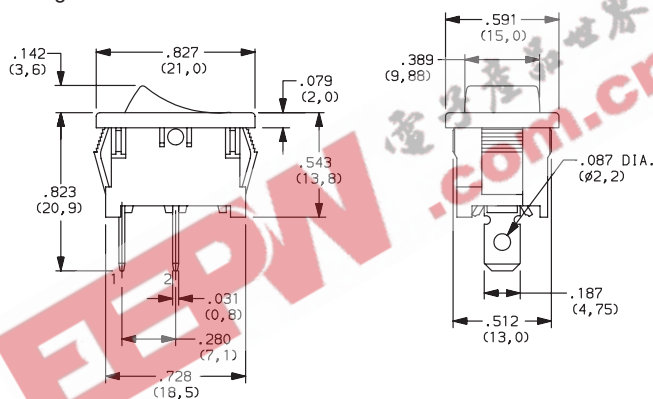
* DA12 - for switches with both marking and illumination

C&K DA Series Miniature Single Pole Rocker Switches

SWITCH FUNCTION

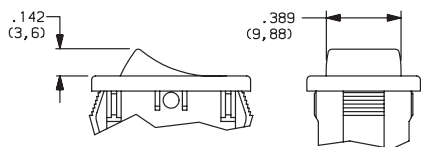
NO. POLES	MODEL NO.	SWITCH FUNCTION			CONNECTED TERMINALS			SCHEMATIC
SP	DA101	ON	NONE	ON				
	DA102	ON	NONE	OFF	2-3	N/A	2-1	
	DA103	ON	OFF	ON				
	DA12 *	ON	NONE	OFF				

* DA12 - for switches with both marking and illumination



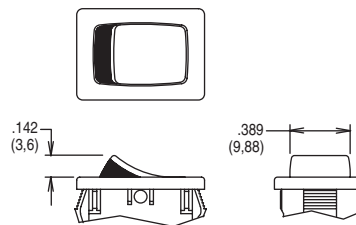
ACTUATOR

- J1** ROCKER
- J3** ILLUMINATED ROCKER



NOTE: J3 actuator available with DAX02 switch functions only.

- J2** TWO-TONE ROCKER

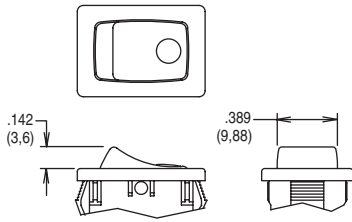


NOTE: Available with DA102 switch function and P actuator marking only.

C&K DA Series Miniature Single Pole Rocker Switches

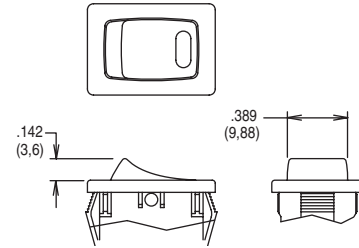
ACTUATOR

J4 CIRCLE, ILLUMINATED ROCKER



NOTE: Available with DA102 switch function and 7 & 8 lamp ratings only.

J5 OVAL, ILLUMINATED ROCKER



NOTE: Available with DA102 switch function and 6 lamp rating only.

ACTUATOR COLOR

OPTION CODE	ACTUATOR COLOR
2	(STD.) BLACK
1	WHITE
3	RED
R	RED, ILLUMINATED
A	AMBER, ILLUMINATED
G	GREEN, ILLUMINATED

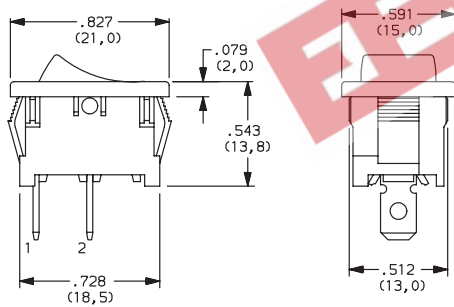
OPTION CODE	ACTUATOR COLOR	
	TOP	BOTTOM
1	WHITE	RED
2	WHITE	BLACK
3	RED	WHITE
4	BLACK	WHITE
5	BLACK	RED

J2 actuator only

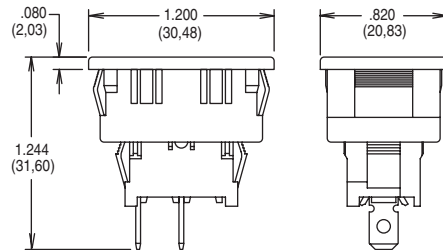
MOUNTING STYLE/COLOR

S2 (STD.) SNAP-IN, BLACK

S1 SNAP-IN, WHITE

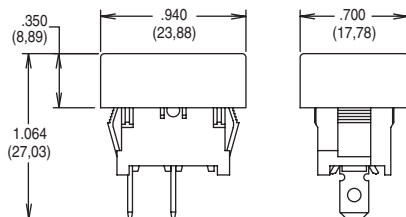


B2 RECESSED SNAP-IN BRACKET, BLACK



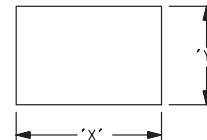
NOTE: Available with DA10X switch functions only.

G2 GUARD, BLACK



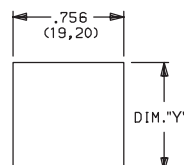
NOTE: Available with DA10X switch functions only.

S2, S1 & G2 PANEL MOUNTING



PANEL THICKNESS	"X"	"Y"
0.030-0.049 (0,75-1,25)	0.756-.004 (19,2-0,1)	0.512+.004 (13,0+0,1)
0.049-0.079 (1,25-2,0)	0.764-.004 (19,4-0,1)	0.512+.004 (13,0+0,1)
0.079-0.118 (2,0-3,0)	0.779-.004 (19,8-0,1)	0.512+.004 (13,0+0,1)

B2 PANEL MOUNTING



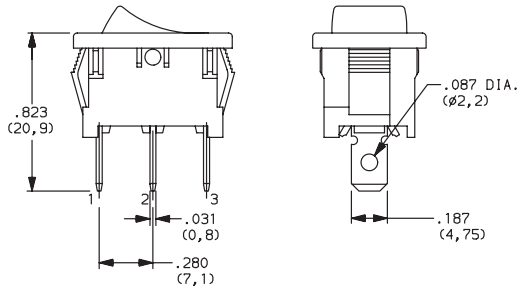
PANEL THICKNESS	"Y"
0.030-0.049 (0,75-0,25)	1.068 (27,13)
0.049-0.079 (1,25-2,0)	1.076 (27,33)
0.079-0.118 (2,0-3,0)	1.092 (27,74)

C&K DA Series Miniature Single Pole Rocker Switches

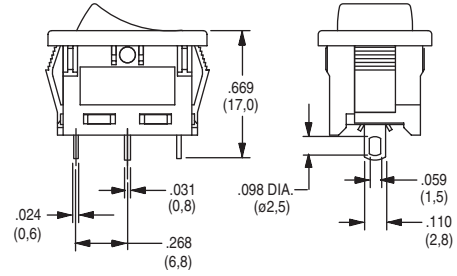
TERMINATION



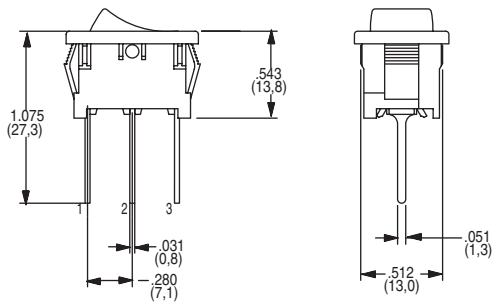
15 (STD.) .187" QUICK CONNECT



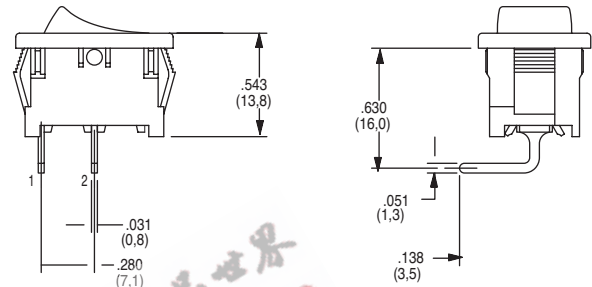
17 SOLDER LUG



02 THRU-HOLE



A RIGHT ANGLE



ACTUATOR MARKING



NONE (STD.) NO MARKING



D ON-OFF



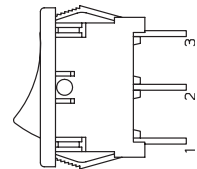
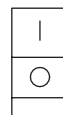
H O I



N LARGE DOT



P O -



NOTE: Orientation of actuator marking and terminals.

CONTACT MATERIAL



OPTION CODE	CONTACT AND TERMINAL MATERIAL	RATINGS	
QF (STD.)	SILVER	POWER	16 AMPS @ 125 VAC; 1/3 HP; 10 AMPS @ 250 VAC; 1/2 HP, (UL/CSA). 10 AMPS @ 125 VAC, 6 AMPS @ 250 VAC (VDE)

LAMP RATING



(NONE) (STD.) NO LAMP

7 125 VAC 33kΩ NEON

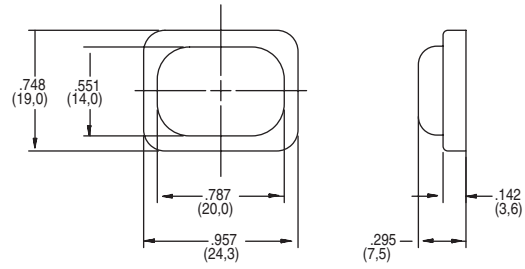
6 LED RATING @ 10 mA $V_F=1.85V$

8 250 VAC 150kΩ NEON

C&K DA Series Miniature Single Pole Rocker Switches

ACCESSORIES

216C00000 IP65 SPLASH PROOF RUBBER BOOT



EEPW 电子产品世界
.com.cn