

DDTC (R1≠R2 SERIES) KA

**NPN PRE-BIASED SMALL SIGNAL SC-59
SURFACE MOUNT TRANSISTOR**

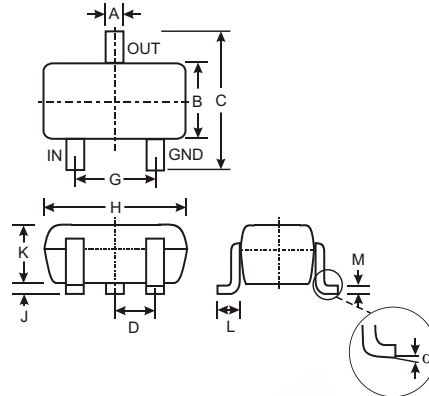
NEW PRODUCT

Features

- Epitaxial Planar Die Construction
- Complementary PNP Types Available (DDTA)
- Built-In Biasing Resistors, R1≠R2

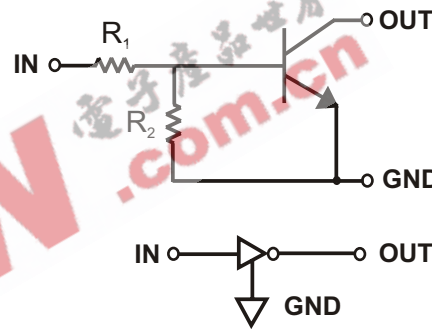
Mechanical Data

- Case: SC-59, Molded Plastic
- Case material - UL Flammability Rating 94V-0
- Moisture sensitivity: Level 1 per J-STD-020A
- Terminals: Solderable per MIL-STD-202, Method 208
- Terminal Connections: See Diagram
- Marking: Date Code and Marking Code (See Diagrams & Page 3)
- Weight: 0.006 grams (approx.)
- Ordering Information (See Page 2)



SC-59		
Dim	Min	Max
A	0.35	0.50
B	1.50	1.70
C	2.70	3.00
D	0.95	
G	1.90	
H	2.90	3.10
J	0.013	0.10
K	1.00	1.30
L	0.35	0.55
M	0.10	0.20
α	0°	8°
All Dimensions in mm		

P/N	R1 (NOM)	R2 (NOM)	MARKING
DDTC113ZKA	1KΩ	10KΩ	N02
DDTC123YKA	2.2KΩ	10KΩ	N05
DDTC123JKA	2.2KΩ	47KΩ	N06
DDTC143XKA	4.7KΩ	10KΩ	N09
DDTC143FKA	4.7KΩ	22KΩ	N10
DDTC143ZKA	4.7KΩ	47KΩ	N11
DDTC114YKA	10KΩ	47KΩ	N14
DDTC114WKA	10KΩ	4.7KΩ	N15
DDTC124XKA	22KΩ	47KΩ	N18
DDTC144VKA	47KΩ	10KΩ	N21
DDTC144WKA	47KΩ	22KΩ	N22



SCHEMATIC DIAGRAM

Maximum Ratings @ T_A = 25°C unless otherwise specified

Characteristic	Symbol	Value	Unit
Supply Voltage, (3) to (1)	V _{CC}	50	V
Input Voltage, (2) to (1)	V _{IN}	-5 to +10 -5 to +12 -5 to +12 -7 to +20 -6 to +30 -5 to +30 -6 to +40 -10 to +30 -10 to +40 -15 to +40 -10 to +40	V
Output Current	I _O	100 100 100 100 100 100 100 70 100 50 30 30	mA
Output Current	I _C (Max)	100	mA
Power Dissipation	P _d	200	mW
Thermal Resistance, Junction to Ambient Air (Note 1)	R _{θJA}	625	°C/W
Operating and Storage and Temperature Range	T _J , T _{STG}	-55 to +150	°C

Note: 1. Mounted on FR4 PC Board with recommended pad layout at <http://www.diodes.com/datasheets/ap02001.pdf>.

Electrical Characteristics @ T_A = 25°C unless otherwise specified

Characteristic		Symbol	Min	Typ	Max	Unit	Test Condition	
Input Voltage	DDTC113ZKA DDTC123YKA DDTC123JKA DDTC143XKA DDTC143FKA DDTC143ZKA DDTC114YKA DDTC114WKA DDTC124XKA DDTC144VKA DDTC144WKA	V _{I(off)}	0.3 0.3 0.5 0.3 0.3 0.5 0.3 0.8 0.4 1.0 0.8	—	—	—	V	V _{CC} = 5V, I _O = 100μA
	DDTC113ZKA DDTC123YKA DDTC123JKA DDTC143XKA DDTC143FKA DDTC143ZKA DDTC114YKA DDTC114WKA DDTC124XKA DDTC144VKA DDTC144WKA	V _{I(on)}	—	—	3.0 3.0 1.1 2.5 1.3 1.3 1.4 3.0 2.5 5.0 4.0	—	V	V _O = 0.3V, I _O = 20mA V _O = 0.3V, I _O = 20mA V _O = 0.3V, I _O = 5mA V _O = 0.3V, I _O = 20mA V _O = 0.3V, I _O = 3mA V _O = 0.3V, I _O = 5mA V _O = 0.3V, I _O = 1mA V _O = 0.3V, I _O = 2mA V _O = 0.3V, I _O = 2mA V _O = 0.3V, I _O = 2mA V _O = 0.3V, I _O = 2mA
Output Voltage		V _{O(on)}	—	0.1	0.3	V	I _O /I _I = 5mA/0.25mA DDTC123JKA I _O /I _I = 5mA/0.25mA DDTC143ZKA I _O /I _I = 5mA/0.25mA DDTC114YKA I _O /I _I = 10mA/0.5mA All Others	
Input Current	DDTC113ZKA DDTC123YKA DDTC123JKA DDTC143XKA DDTC143FKA DDTC143ZKA DDTC114YKA DDTC114WKA DDTC124XKA DDTC144VKA DDTC144WKA	I _I	—	—	7.2 3.8 3.6 1.8 1.8 1.8 0.88 0.88 0.36 0.16 0.16	mA	V _I = 5V	
Output Current		I _{O(off)}	—	—	0.5	μA	V _{CC} = 50V, V _I = 0V	
DC Current Gain	DDTC113ZKA DDTC123YKA DDTC123JKA DDTC143XKA DDTC143FKA DDTC143ZKA DDTC114YKA DDTC114WKA DDTC124XKA DDTC144VKA DDTC144WKA	G _I	33 33 80 30 68 80 68 24 68 33 56	—	—	—	V _O = 5V, I _O = 10mA	
Input Resistor Tolerance		DR ₁	-30	—	+30	%	—	
Resistance Ratio Tolerance		DR ₂ /R ₁	-20	—	+20	%	—	
Gain-Bandwidth Product*		f _T	—	250	—	MHz	V _{CE} = 10V, I _E = 5mA, f = 100MHz	

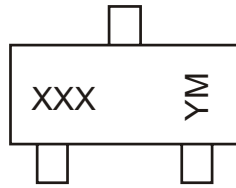
* Transistor - For Reference Only

Ordering Information (Note 2)

Device	Packaging	Shipping
DDTC113ZKA-7	SC-59	3000/Tape & Reel
DDTC123YKA-7	SC-59	3000/Tape & Reel
DDTC123JKA-7	SC-59	3000/Tape & Reel
DDTC143XKA-7	SC-59	3000/Tape & Reel
DDTC143FKA-7	SC-59	3000/Tape & Reel
DDTC143ZKA-7	SC-59	3000/Tape & Reel
DDTC114YKA-7	SC-59	3000/Tape & Reel
DDTC114WKA-7	SC-59	3000/Tape & Reel
DDTC124XKA-7	SC-59	3000/Tape & Reel
DDTC144VKA-7	SC-59	3000/Tape & Reel
DDTC144WKA-7	SC-59	3000/Tape & Reel

Notes: 2. For Packaging Details, go to our website at <http://www.diodes.com/datasheets/ap02007.pdf>.

Marking Information



XXX = Product Type Marking Code
 See Sheet 1 Diagrams
 YM = Date Code Marking
 Y = Year ex: N = 2002
 M = Month ex: 9 = September

Date Code Key

Year	2002	2003	2004	2005	2006	2007	2008	2009
Code	N	P	R	S	T	U	V	W

Month	Jan	Feb	March	Apr	May	Jun	Jul	Aug	Sep	Oct	Nov	Dec
Code	1	2	3	4	5	6	7	8	9	O	N	D

EEPW 电子产品世界
 .com.cn

TYPICAL CURVES - DDTC123JKA

