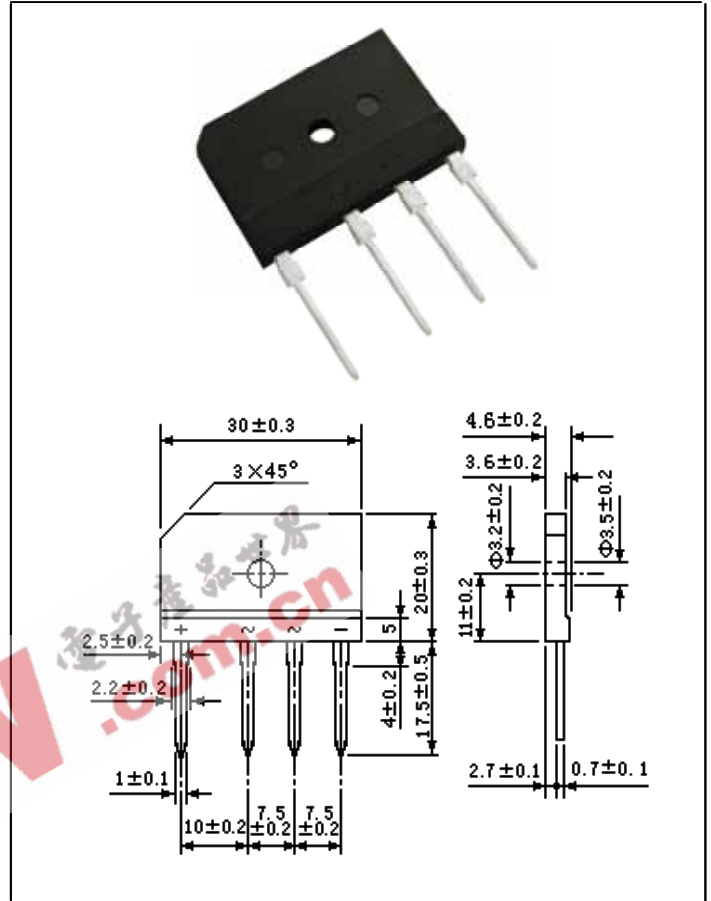


D20SB10(RBV2002S) Thru D20SB100(RBV2007S)

FEATURES

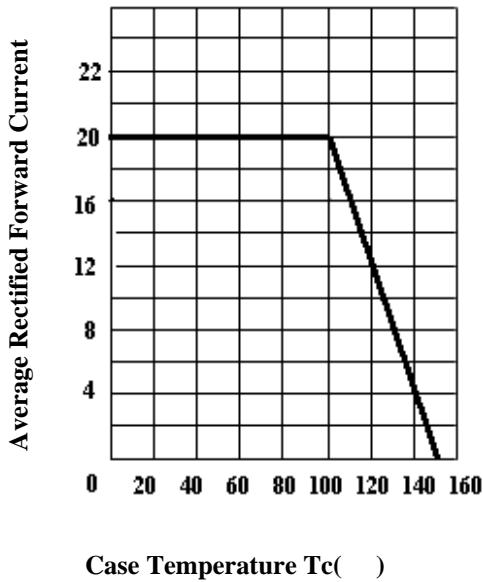
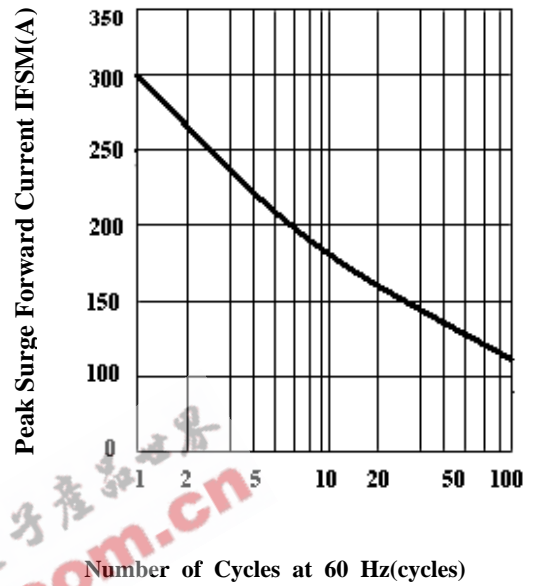
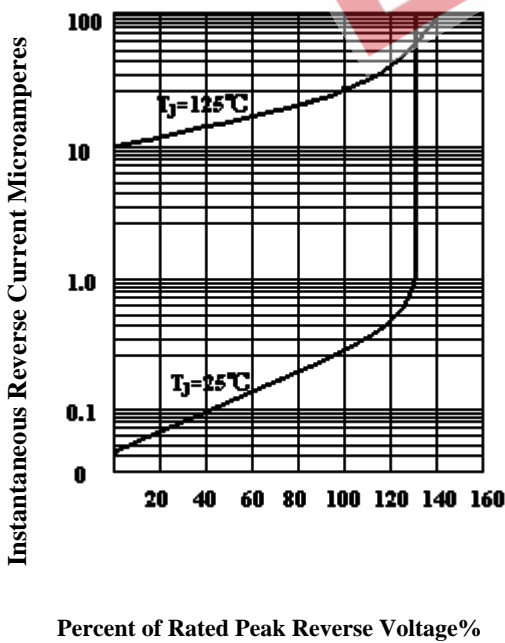
- . Plastic Package has Underwriters Laboratory Flammability Classification 94V-0
- . This series is UL listed under the Recognized Component index, file number E231047
- . Single-in-line package
- . High current capacity with small package
- . Superior thermal conductivity
- . High temperature soldering guaranteed:
260 /10 seconds
- . High I_{FSM}



Maximum Ratings & Thermal Characteristics Ratings at 25 ambient temperature unless otherwise specified.

Parameter Symbol	Symbol	D20SB10	D20SB20	D20SB40	D20SB60	D20SB80	D20SB100	Unit
		RBV2002S	RBV2003S	RBV2004S	RBV2005S	RBV2006S	RBV2007S	
Maximum repetitive voltage	V_{RM}	100	200	400	600	800	1000	V
Maximum DC reverse current at rated DC blocking voltage $T_A=25$ $T_A=125$	I_R	5 500						μA
Average rectified forward current 60Hz Sine wave Resistance load with heat sink $T_c=100$	I_o	20						A
Peak forward surge current 8.3ms single half sine-wave superimposed on rated load	I_{FSM}	300						A
Dielectric strength Terminals to case , AC 1 minute Current 1mA	V_{dia}	2.5						KV
Maximum instantaneous forward voltage at 10A	V_F	1.1						V
Operating junction temperature	T_J	150						
Storage temperature	T_{stg}	-40~150						

D20SB10(RBV2002S) Thru D20SB100(RBV2007S)

Fig.1 derating Curve

Fig.2 Peak Surge Forward capability

Fig.3 Typical Reverse Characteristics

Fig.4 Forward Voltage
