

Domiled™

With the intense colors that seem to glow with energy and its significant brightness, Domiled™ white LED is a highly reliable design device. Its dynamic nature makes it perfect choice for lighthing applications, office and home applications and standard industrial applications.



Features:

- > High brightness surface mount LED.
- > Based on InGaN technology.
- > 120° viewing angle.
- > Small package outline (LxWxH) of 3.2 x 2.8 x 1.8mm.
- > Qualified according to JEDEC moisture sensitivity Level 2.
- > Compatible to both IR reflow soldering and TTW soldering.
- > Environmental friendly; RoHS compliance.



Applications:

- > Automotive: interior applications, eg: switches, telematics, climate control system, dashboard, etc.
- > Consumer Appliances: LCD illumination as in PDAs, LCD TV.
- > Communication: mobile phone flash light, backlights in mobile phone display.
- > Display: full color display video notice board.
- > Industry: general lighting



Part Ordering Number	Chip Technology / Color	Viewing Angle°	Luminous Intensity @ IF = 20mA IV (mcd)
DDW-CJD-RS2-1	InGaN	120	112.5 - 285.0
• DDW-CJD-R1	White		112.5 - 140.0
• DDW-CJD-R2			140.0 - 180.0
• DDW-CJD-S1			180.0 - 224.0
• DDW-CJD-S2			224.0 - 285.0
DDW-CJD-ST1-1			180.0 - 355.0
• DDW-CJD-S1			180.0 - 224.0
• DDW-CJD-S2			224.0 - 285.0
• DDW-CJD-T1			285.0 - 355.0
DDW-SJD-ST2-1			180.0 - 450.0
• DDW-SJD-S1			180.0 - 224.0
• DDW-SJD-S2			224.0 - 285.0
• DDW-SJD-T1			285.0 - 355.0
• DDW-SJD-T2			355.0 - 450.0
DDW-UJD-TU2-1*			285.0 - 715.0
• DDW-UJD-T1			285.0 - 355.0
• DDW-UJD-T2			355.0 - 450.0
• DDW-UJD-U1			450.0 - 560.0
• DDW-UJD-U2			560.0 - 715.0
* not for new design			
DDW-UJD-UV1-1			450.0 - 900.0
• DDW-UJD-U1			450.0 - 560.0
• DDW-UJD-U2			560.0 - 715.0
• DDW-UJD-V1			715.0 - 900.0
DDW-UJD-U2V-1			560.0 - 1125.0
• DDW-UJD-U2			560.0 - 715.0
• DDW-UJD-V1			715.0 - 900.0
• DDW-UJD-V2			900.0 - 1125.0

NOTE

1. All part number above comes in a quantity of 2000 units per reel.
2. Luminous intensity is measured with an accuracy of $\pm 11\%$.
3. Wavelength binning is carried for all units as per the wavelength-binning table. Only one wavelength group is allowed for each reel.

Electrical Characteristics at Ta=25°C

Part Number	Vf @ If = 20 mA			Vr @ Ir = 10 μA
	Min. (V)	Typ. (V)	Max. (V)	Min. (V)
DDW-xJD	2.9	3.2	3.8	5.0

Forward Voltage, Vf is measured with an accuracy of ± 0.1 V.

Vf Bining (Optional)

Vf Bin @ 20 mA	Forward Voltage (V)
0A	2.75 ... 3.05
00	3.05 ... 3.35
01	3.35 ... 3.65
02	3.65 ... 3.95

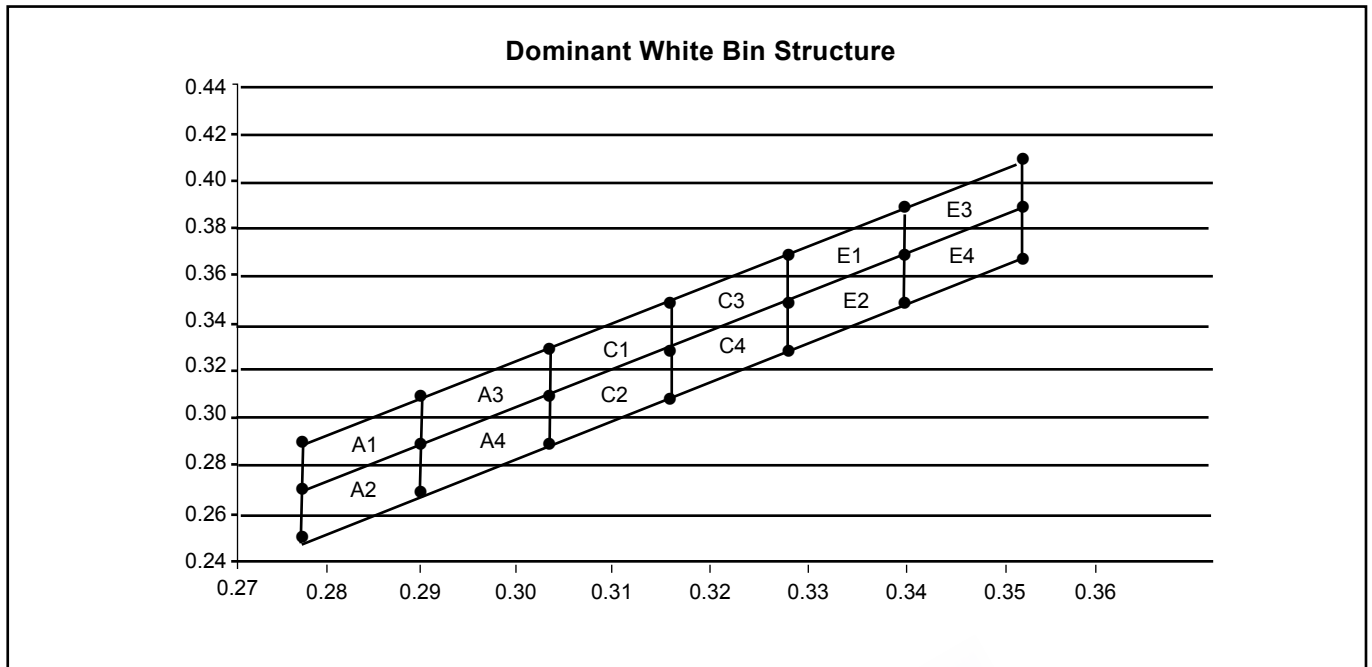
Forward Voltage, Vf is measured with an accuracy of ± 0.1 V.

Please consult sales and marketing for special part number to incorporate Vf bining.

Absolute Maximum Ratings

	Maximum Value	Unit
DC forward current	20	mA
Peak pulse current; (tp ≤ 10μs, Duty cycle = 0.005)	200	mA
Reverse Voltage	5	V
ESD Threshold (HBM)	2000	V
LED junction temperature	125	°C
Operating temperature	-40 ... +100	°C
Storage temperature	-40 ... +100	°C
Power dissipation (at room temperature)	85	mW

DDW, White Color Grouping



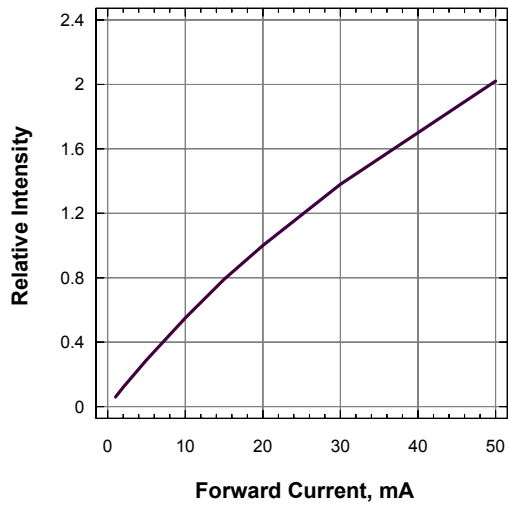
Chromaticity coordinate groups are measured with an accuracy of ± 0.01 .

Bin					
A1	Cx	0.2775	0.2900	0.2900	0.2775
	Cy	0.2732	0.2939	0.3114	0.2907
A2	Cx	0.2775	0.2900	0.2900	0.2775
	Cy	0.2557	0.2764	0.2939	0.2732
A3	Cx	0.2900	0.3025	0.3025	0.2900
	Cy	0.2939	0.3146	0.3321	0.3114
A4	Cx	0.2900	0.3025	0.3025	0.2900
	Cy	0.2764	0.2971	0.3146	0.2939
C1	Cx	0.3025	0.3150	0.3150	0.3025
	Cy	0.3146	0.3354	0.3529	0.3321
C2	Cx	0.3025	0.3150	0.3150	0.3025
	Cy	0.2971	0.3179	0.3354	0.3146
C3	Cx	0.3150	0.3275	0.3275	0.3150
	Cy	0.3354	0.3561	0.3736	0.3529
C4	Cx	0.3150	0.3275	0.3275	0.3150
	Cy	0.3179	0.3386	0.3561	0.3354

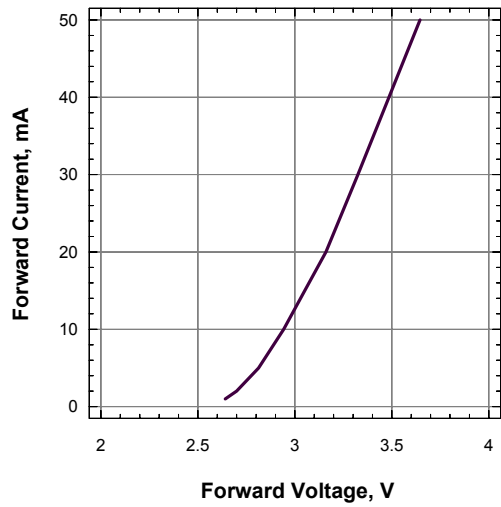
Bin					
E1	Cx	0.3275	0.3400	0.3400	0.3275
	Cy	0.3561	0.3768	0.3943	0.3736
E2	Cx	0.3275	0.3400	0.3400	0.3275
	Cy	0.3386	0.3593	0.3768	0.3561
E3	Cx	0.3400	0.3525	0.3525	0.3400
	Cy	0.3768	0.3975	0.4150	0.3943
E4	Cx	0.3400	0.3525	0.3525	0.3400
	Cy	0.3593	0.3800	0.3975	0.3768

Dominant color coordinate is measured with an accuracy of ± 0.01 .

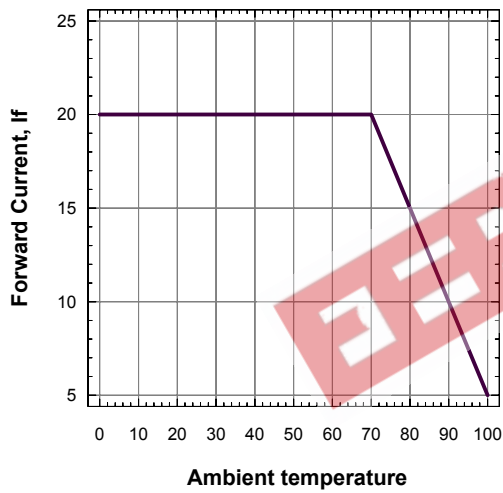
Relative Luminous Intensity Vs Forward Current



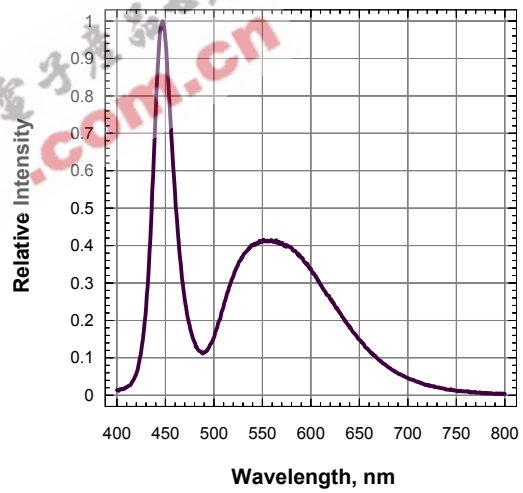
Forward Current Vs Forward Voltage



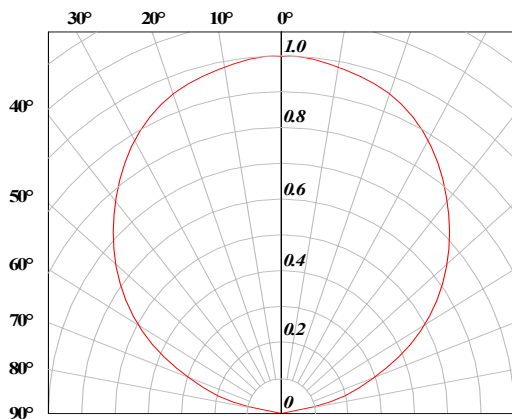
Maximum Current Vs Ambient Temperature



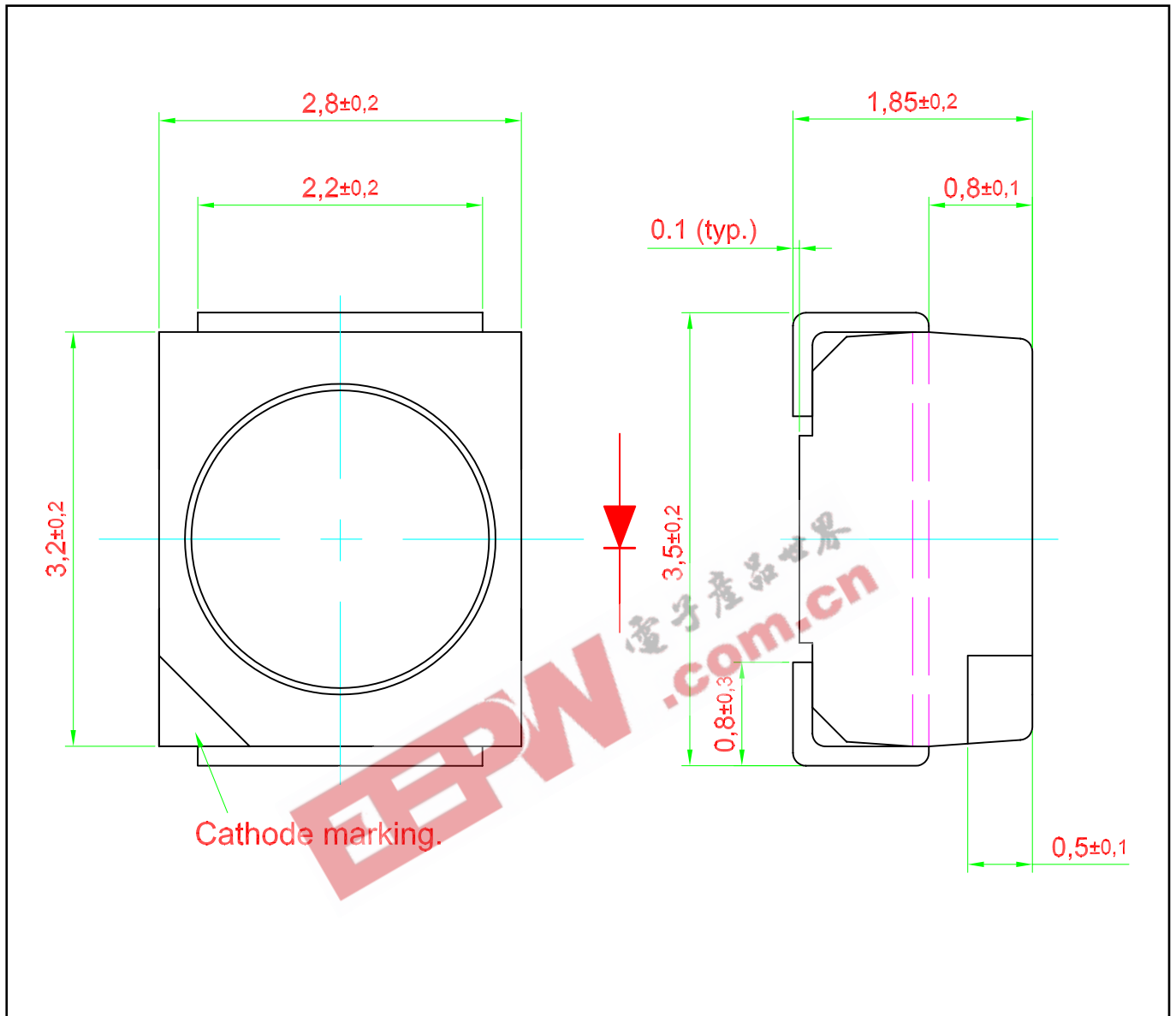
Relative Intensity Vs. Wavelength



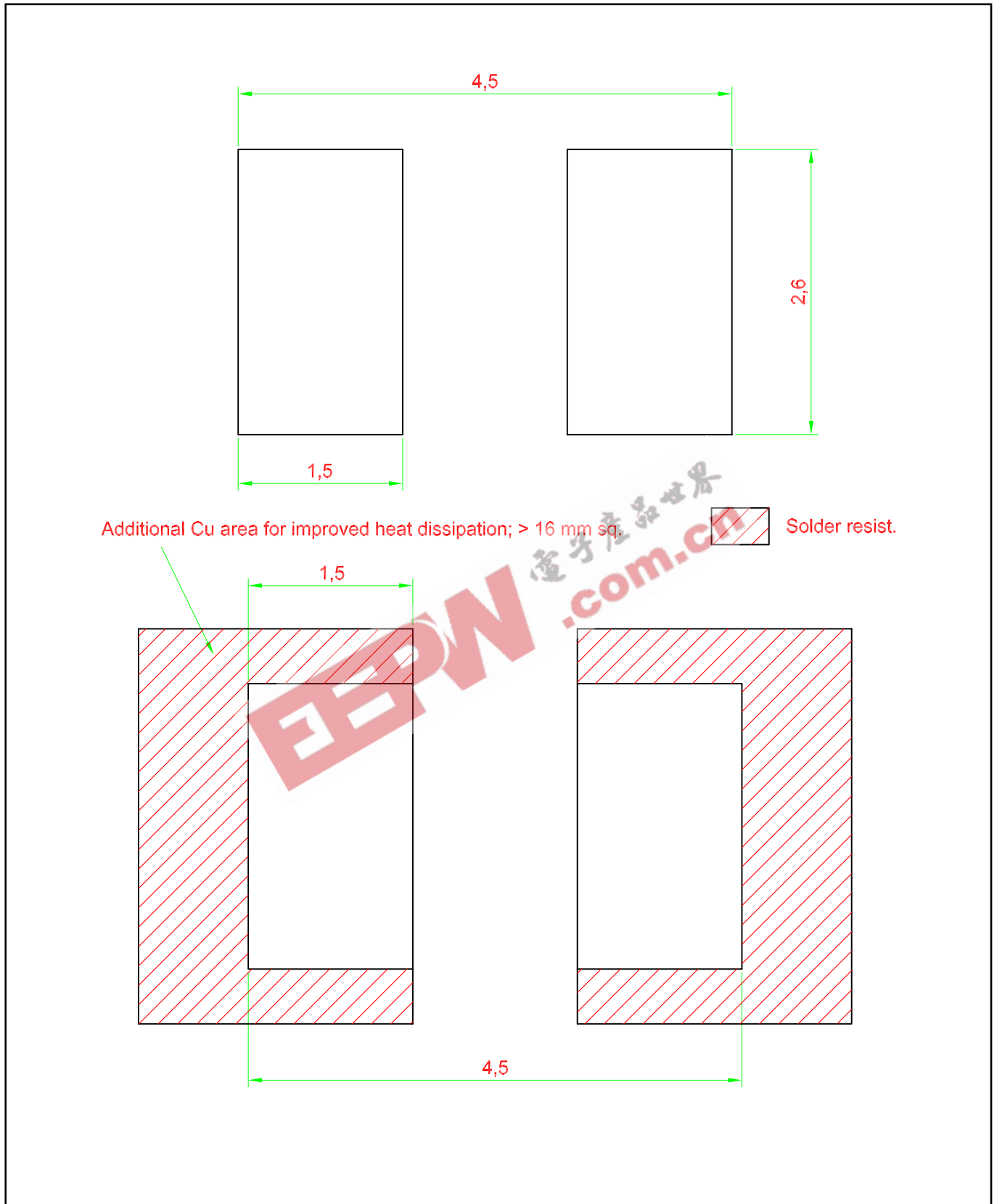
Radiation Pattern



DomiLED™ • InGaN White : DDW-xJD Package Outlines

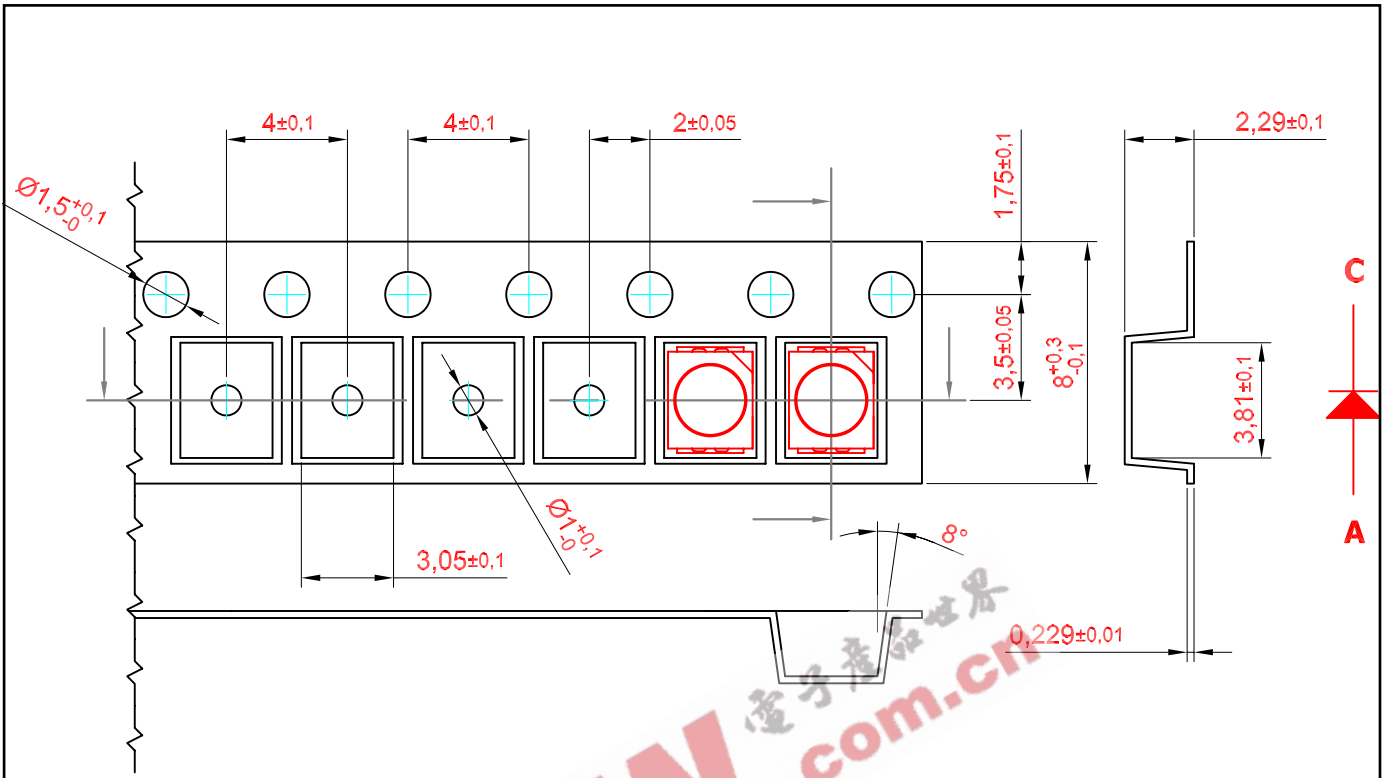


Recommended Solder Pad



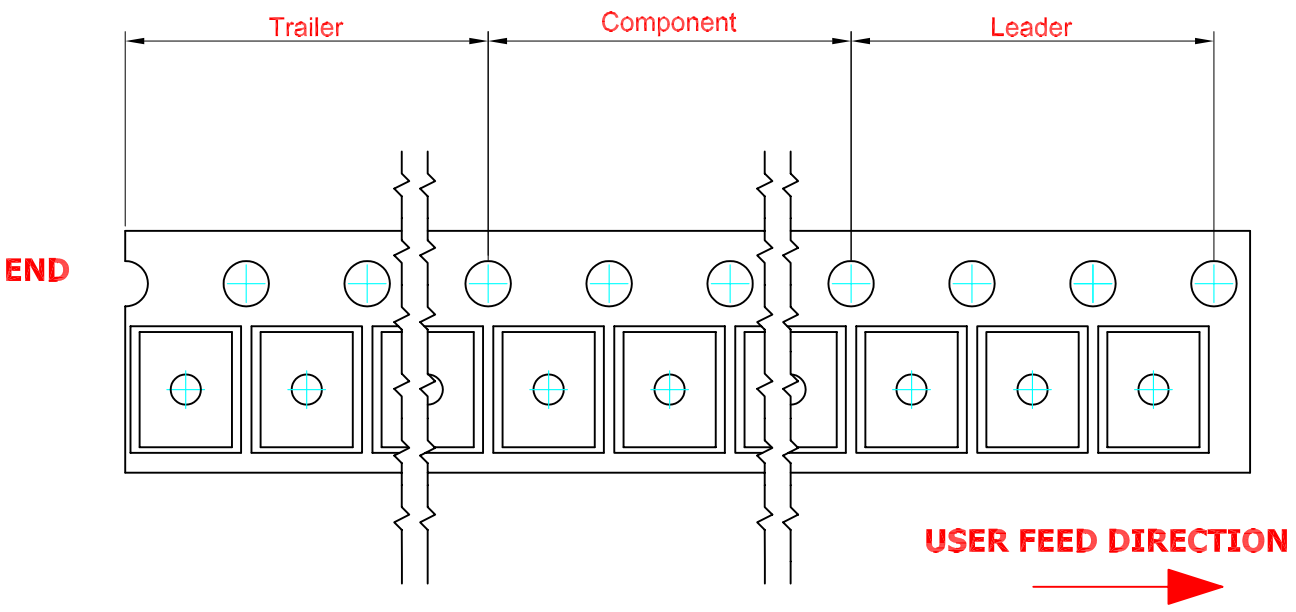
Taping and orientation

- Reels come in quantity of 2000 units.
- Reel diameter is 180 mm.

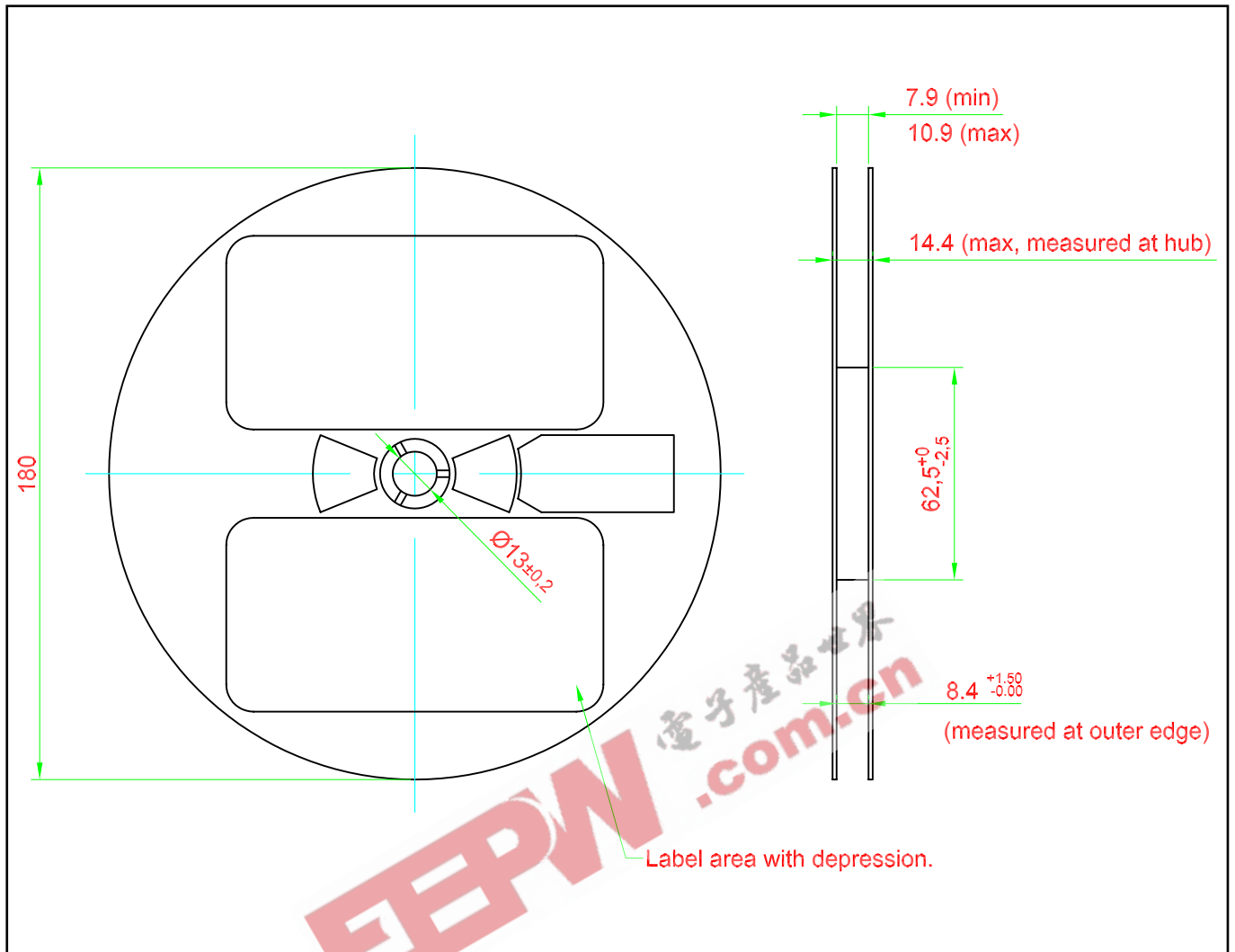


200 mm min. for $\varnothing 180$ reel.
200 mm min. for $\varnothing 330$ reel.

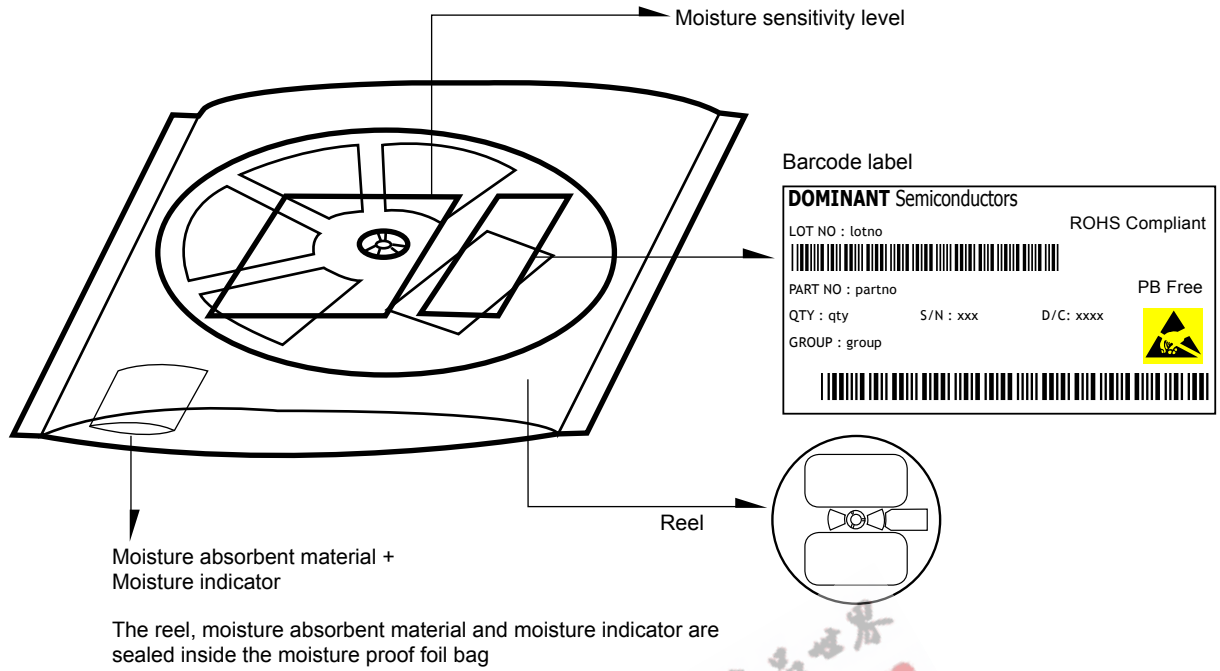
480 mm min. for $\varnothing 180$ reel.
960 mm min. for $\varnothing 330$ reel.



Packaging Specification



Packaging Specification




Average 1pc DomiLED/Multi DomiLED 1 completed bag (2000pcs)

Weight (gram)

0.034

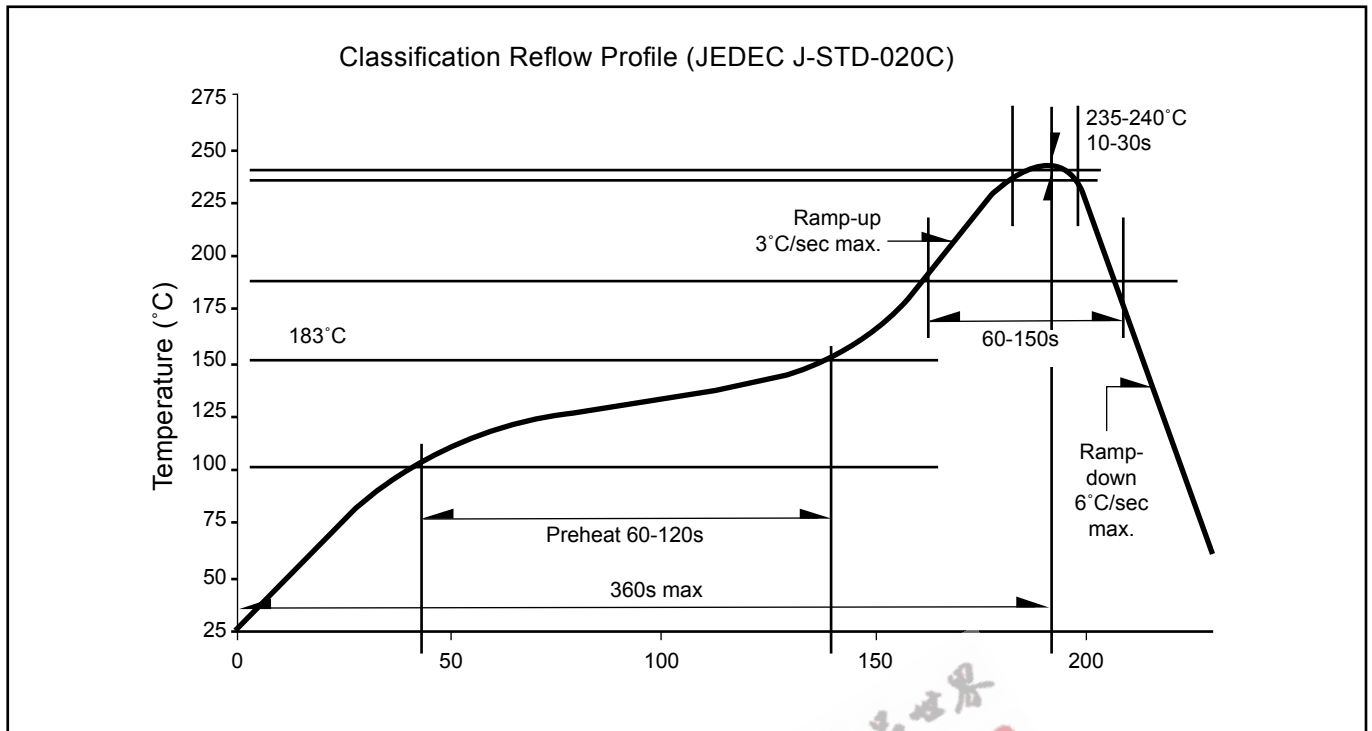
190 ± 10



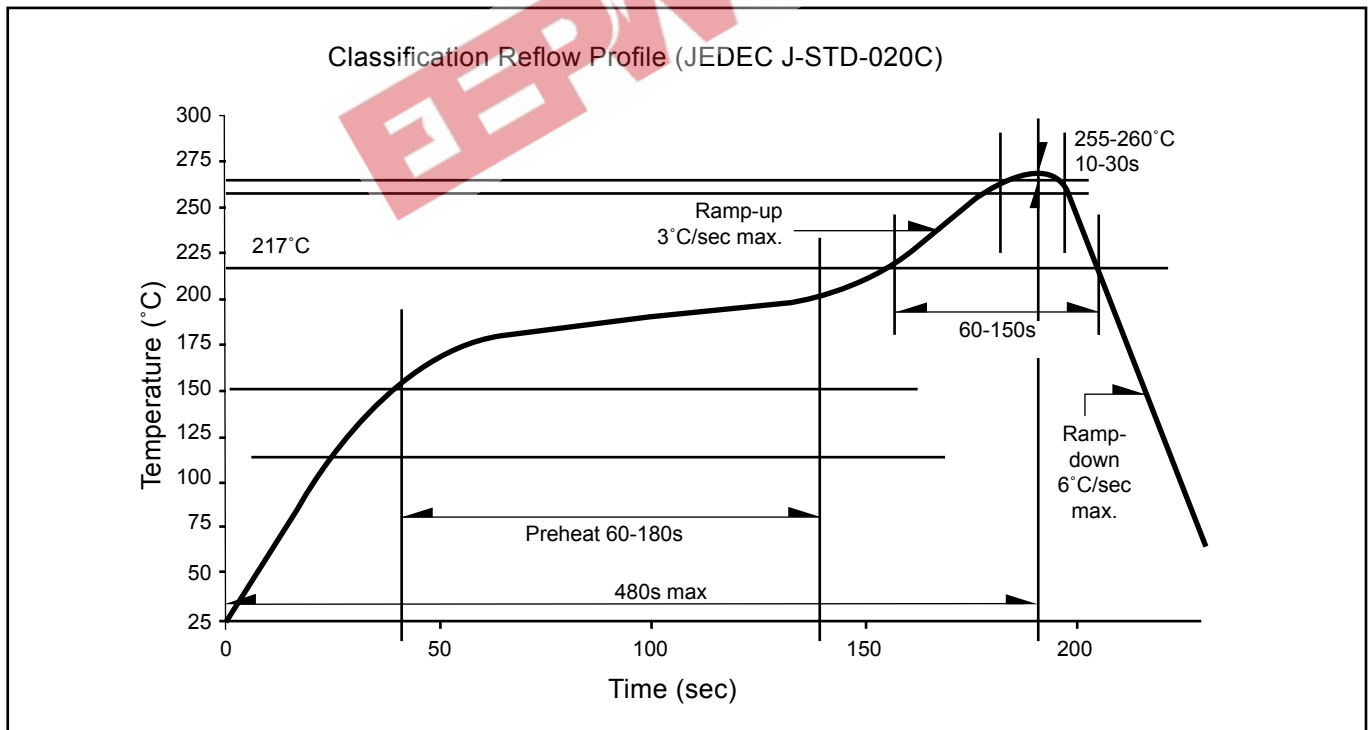
For DomiLED™

Cardboard Box Size	Dimensions (mm)	Empty Box Weight (kg)	Reel / Box	Quantity / Box (pcs)
Small	300 x 250 x 250	0.58	15 reels MAX	30,000 MAX
Large	416 x 516 x 476	1.74	55 reels MAX	110,000 MAX

Recommended Sn-Pb IR-Reflow Soldering Profile



Recommended Pb-free Soldering Profile



Revision History

Page	Subjects	Date of Modification
-	New Format	06 Sept 2005
7	New Package Outline	28 Sept 2005

NOTE

All the information contained in this document is considered to be reliable at the time of publishing. However, DOMINANT Semiconductors does not assume any liability arising out of the application or use of any product described herein.

DOMINANT Semiconductors reserves the right to make changes at any time without prior notice to any products in order to improve reliability, function or design.

DOMINANT Semiconductors products are not authorized for use as critical components in life support devices or systems without the express written approval from the Managing Director of DOMINANT Semiconductors.

About Us

DOMINANT Semiconductors is a dynamic Malaysian Corporation that is among the world's leading SMT LED Manufacturers. An excellence – driven organization, it offers a comprehensive product range for diverse industries and applications. Featuring an internationally certified quality assurance acclaim, DOMINANT's extra bright LEDs are perfectly suited for various lighting applications in the automotive, consumer and communications as well as industrial sectors. With extensive industry experience and relentless pursuit of innovation, DOMINANT's state-of-art manufacturing, research and testing capabilities have become a trusted and reliable brand across the globe. More information about DOMINANT Semiconductors can be found on the Internet at <http://www.dominant-semi.com>.

Please contact us for more information:

Head Quarter

DOMINANT Semiconductors Sdn. Bhd.
Lot 6, Batu Berendam, FTZ Phase III, 75350 Melaka, Malaysia
Tel: (606) 283 3566 Fax: (606) 283 0566
E-mail: sales@dominant-semi.com

DOMINANT China Sales Office

DOMINANT Semiconductors (Shenzhen) Co. Ltd.
24BC Newbaohui Building, No. 1007 West Nanhai Blvd., Nanshan, Shenzhen, China P.C. 518054
Tel: +86 (755) 86031785 / +86 (755) 86031786 Fax: +86 (755) 86031789
E-mail: sales_china@dominant-semi.com

DOMINANT Korea Sales Office

DOMINANT Semiconductors Korea Inc.
902 Sunil Technopia, 440 Sangdaewon-dong, Jungwon-gu, Sunghnam-si, Kyunggi-do, Korea 462726
Tel: 82-31-777-3978 Fax: 82-31-777-3976
E-mail: sales_korea@dominant-semi.com

