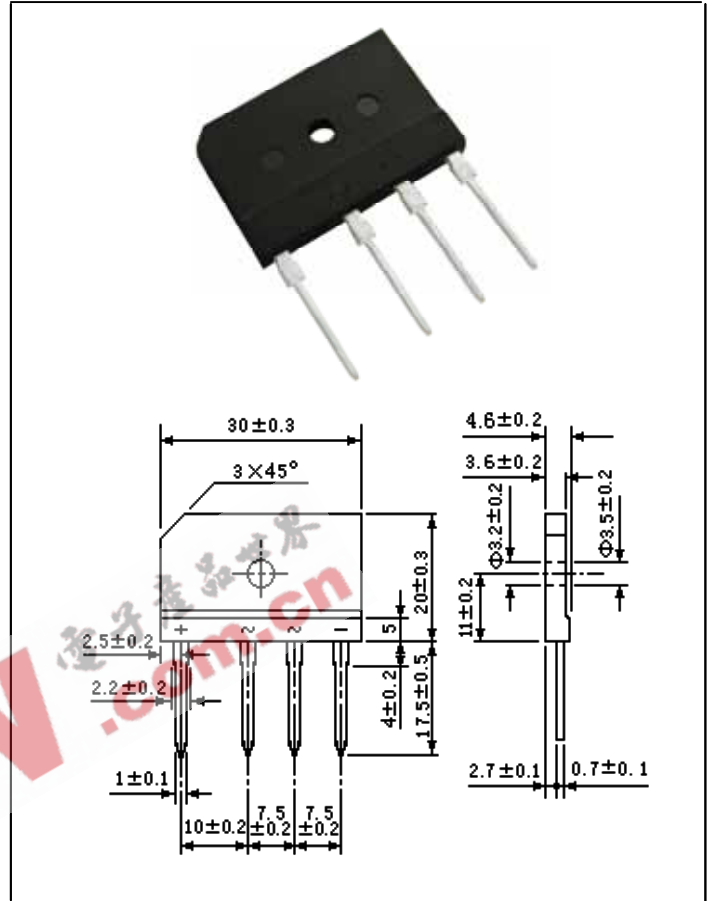


D25SB10(RBV2502S) Thru D25SB100(RBV2507S)

FEATURES

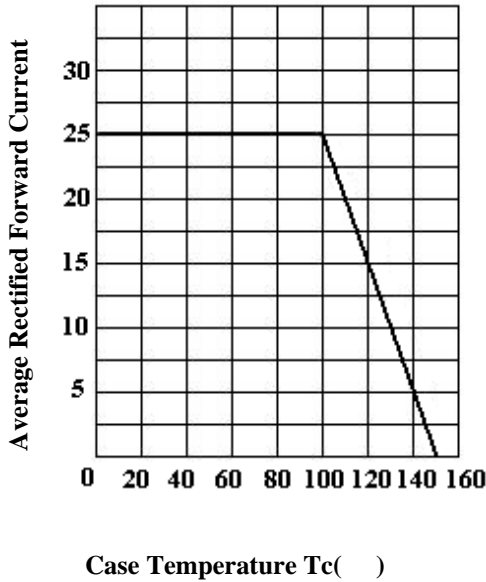
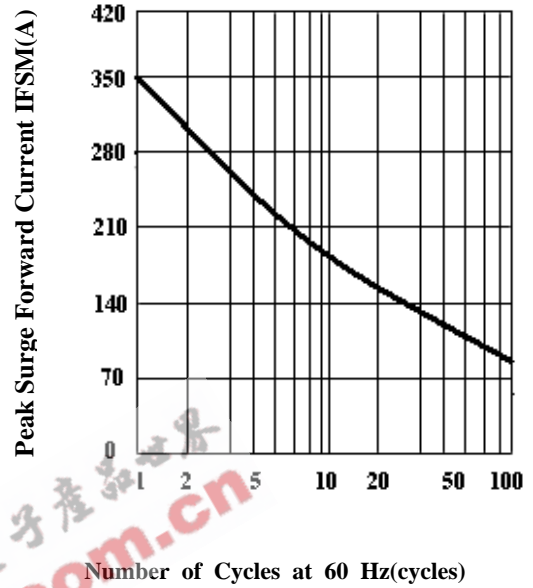
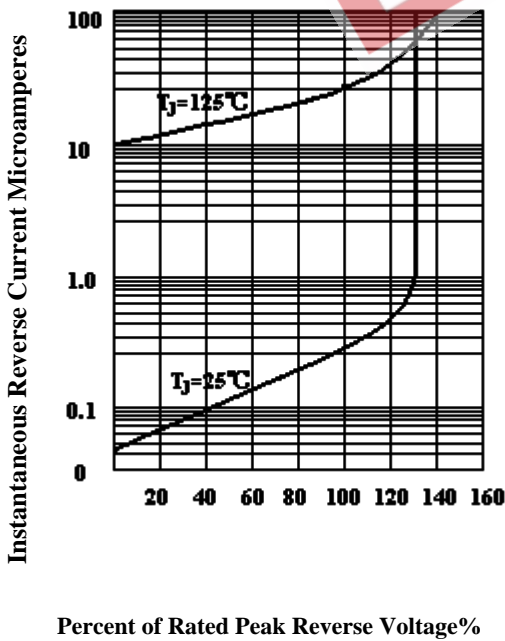
- . Plastic Package has Underwriters Laboratory Flammability Classification 94V-0
- . This series is UL listed under the Recognized Component index, file number E231047
- . Single-in-line package
- . High current capacity with small package
- . Superior thermal conductivity
- . High temperature soldering guaranteed:
260 /10 seconds
- . High I_{FSM}



Maximum Ratings & Thermal Characteristics Ratings at 25 ambient temperature unless otherwise specified.

Parameter Symbol	Symbol	D25SB10	D25SB20	D25SB40	D25SB60	D25SB80	D25SB100	Unit
		RBV2502S	RBV2503S	RBV2504S	RBV2505S	RBV2506S	RBV2507S	
Maximum repetitive voltage	V_{RM}	100	200	400	600	800	1000	V
Maximum DC reverse current at rated DC blocking voltage	I_R	5 500						μA
Average rectified forward current 60Hz Sine wave Resistance load with heat sink $T_c=100$	I_o	25						A
Peak forward surge current 8.3ms single half sine-wave superimposed on rated load	I_{FSM}	350						A
Dielectric strength Terminals to case , AC 1 minute Current 1mA	V_{dia}	2.5						KV
Max instantaneous forward voltage at 12.5A	V_F	1.1						V
Operating junction temperature	T_J	150						
Storage temperature	T_{stg}	-40~150						

D25SB10(RBV2502S) Thru D25SB100(RBV2507S)

Fig.1 derating Curve

Fig.2 Peak Surge Forward capability

Fig.3 Typical Reverse Characteristics

Fig.4 Forward Voltage
