

DDTA (R1≠R2 SERIES) KA

PNP PRE-BIASED SMALL SIGNAL SC-59
SURFACE MOUNT TRANSISTOR

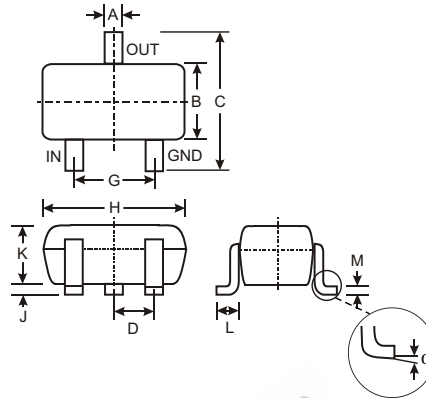
NEW PRODUCT

Features

- Epitaxial Planar Die Construction
- Complementary NPN Types Available (DDTC)
- Built-In Biasing Resistors, R1≠R2

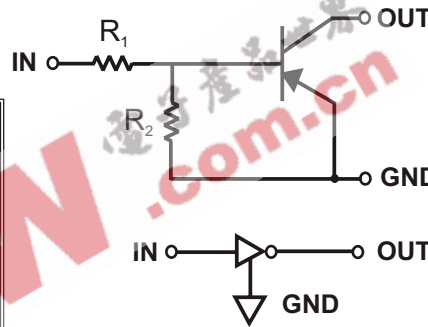
Mechanical Data

- Case: SC-59, Molded Plastic
- Case material - UL Flammability Rating 94V-0
- Moisture sensitivity: Level 1 per J-STD-020A
- Terminals: Solderable per MIL-STD-202, Method 208
- Terminal Connections: See Diagram
- Marking: Date Code and Marking Code (See Diagrams & Page 3)
- Weight: 0.008 grams (approx.)
- Ordering Information (See Page 2)



SC-59		
Dim	Min	Max
A	0.35	0.50
B	1.50	1.70
C	2.70	3.00
D	0.95	
G	1.90	
H	2.90	3.10
J	0.013	0.10
K	1.00	1.30
L	0.35	0.55
M	0.10	0.20
α	0°	8°
All Dimensions in mm		

P/N	R1 (NOM)	R2 (NOM)	MARKING
DDTA113ZKA	1K Ω	10K Ω	P02
DDTA123YKA	2.2K Ω	10K Ω	P05
DDTA123JKA	2.2K Ω	47K Ω	P06
DDTA143XKA	4.7K Ω	10K Ω	P09
DDTA143FKA	4.7K Ω	22K Ω	P10
DDTA143ZKA	4.7K Ω	47K Ω	P11
DDTA114YKA	10K Ω	47K Ω	P14
DDTA114WKA	10K Ω	4.7K Ω	P15
DDTA124XKA	22K Ω	47K Ω	P18
DDTA144VKA	47K Ω	10K Ω	P21
DDTA144WKA	47K Ω	22K Ω	P22



SCHEMATIC DIAGRAM

Maximum Ratings @ T_A = 25°C unless otherwise specified

Characteristic	Symbol	Value	Unit	
Supply Voltage, (3) to (1)	V _{CC}	-50	V	
Input Voltage, (2) to (1)	V _{IN}	DDTA113ZKA DDTA123YKA DDTA123JKA DDTA143XKA DDTA143FKA DDTA143ZKA DDTA114YKA DDTA114WKA DDTA124XKA DDTA144VKA DDTA144WKA	+5 to -10 +5 to -12 +5 to -12 +7 to -20 +6 to -30 +5 to -30 +6 to -40 +10 to -30 +10 to -40 +15 to -40 +10 to -40	V
Output Current	I _O	DDTA113ZKA DDTA123YKA DDTA123JKA DDTA143XKA DDTA143FKA DDTA143ZKA DDTA114YKA DDTA114WKA DDTA124XKA DDTA144VKA DDTA144WKA	-100 -100 -100 -100 -100 -100 -70 -100 -50 -30 -30	mA
Output Current	I _C (Max)	All	-100	mA
Power Dissipation	P _d		200	mW
Thermal Resistance, Junction to Ambient Air (Note 1)	R _{θJA}		625	°C/W
Operating and Storage and Temperature Range	T _j , T _{STG}		-55 to +150	°C

Note: 1. Mounted on FR4 PC Board with recommended pad layout at <http://www.diodes.com/datasheets/ap02001.pdf>.

Electrical Characteristics @ $T_A = 25^\circ\text{C}$ unless otherwise specified

Characteristic		Symbol	Min	Typ	Max	Unit	Test Condition	
Input Voltage	DDTA113ZKA DDTA123YKA DDTA123JKA DDTA143XKA DDTA143FKA DDTA143ZKA DDTA114YKA DDTA114WKA DDTA124XKA DDTA144VKA DDTA144WKA	$V_{I(off)}$	-0.3 -0.3 -0.5 -0.3 -0.3 -0.5 -0.3 -0.8 -0.4 -1.0 -0.8	—	—	—	V	$V_{CC} = 5V, I_O = 100\mu A$
	DDTA113ZKA DDTA123YKA DDTA123JKA DDTA143XKA DDTA143FKA DDTA143ZKA DDTA114YKA DDTA114WKA DDTA124XKA DDTA144VKA DDTA144WKA	$V_{I(on)}$	—	—	-3.0 -3.0 -1.1 -2.5 -1.3 -1.3 -1.4 -3.0 -2.5 -5.0 -4.0	—	V	$V_O = -0.3V, I_O = -20mA$ $V_O = -0.3V, I_O = -20mA$ $V_O = -0.3V, I_O = -5mA$ $V_O = -0.3V, I_O = -20mA$ $V_O = -0.3V, I_O = -3mA$ $V_O = -0.3V, I_O = -5mA$ $V_O = -0.3V, I_O = -1mA$ $V_O = -0.3V, I_O = -2mA$ $V_O = -0.3V, I_O = -2mA$ $V_O = -0.3V, I_O = -2mA$ $V_O = -0.3V, I_O = -2mA$
Output Voltage		$V_{O(on)}$	—	-0.1	-0.3	V	$I_O/I_I = -5mA/-0.25mA$ DDTA123JKA $I_O/I_I = -5mA/-0.25mA$ DDTA143ZKA $I_O/I_I = -5mA/-0.25mA$ DDTA114YKA $I_O/I_I = -10mA/-0.5mA$ All Others	
Input Current	DDTA113ZKA DDTA123YKA DDTA123JKA DDTA143XKA DDTA143FKA DDTA143ZKA DDTA114YKA DDTA114WKA DDTA124XKA DDTA144VKA DDTA144WKA	I_I	—	—	-7.2 -3.8 -3.6 -1.8 -1.8 -1.8 -0.88 -0.88 -0.36 -0.16 -0.16	mA	$V_I = -5V$	
Output Current		$I_{O(off)}$	—	—	-0.5	μA	$V_{CC} = -50V, V_I = 0V$	
DC Current Gain	DDTA113ZKA DDTA123YKA DDTA123JKA DDTA143XKA DDTA143FKA DDTA143ZKA DDTA114YKA DDTA114WKA DDTA124XKA DDTA144VKA DDTA144WKA	G_I	-33 -33 -80 -30 -68 -80 -68 -24 -68 -33 -56	—	—	—	$V_O = -5V, I_O = -10mA$	
Input Resistor Tolerance		DR_1	-30	—	+30	%	—	
Resistance Ratio Tolerance		DR_2/R_1	-20	—	+20	%	—	
Gain-Bandwidth Product*		f_T	—	250	—	MHz	$V_{CE} = -10V, I_E = 5mA,$ $f = 100MHz$	

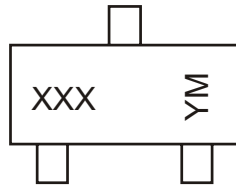
* Transistor - For Reference Only

Ordering Information (Note 2)

Device	Packaging	Shipping
DDTA113ZKA-7	SC-59	3000/Tape & Reel
DDTA123YKA-7	SC-59	3000/Tape & Reel
DDTA123JKA-7	SC-59	3000/Tape & Reel
DDTA143XKA-7	SC-59	3000/Tape & Reel
DDTA143FKA-7	SC-59	3000/Tape & Reel
DDTA143ZKA-7	SC-59	3000/Tape & Reel
DDTA114YKA-7	SC-59	3000/Tape & Reel
DDTA114WKA-7	SC-59	3000/Tape & Reel
DDTA124XKA-7	SC-59	3000/Tape & Reel
DDTA144VKA-7	SC-59	3000/Tape & Reel
DDTA144WKA-7	SC-59	3000/Tape & Reel

Notes: 2. For Packaging Details, go to our website at <http://www.diodes.com/datasheets/ap02007.pdf>.

Marking Information



XXX = Product Type Marking Code
 See Sheet 1 Diagrams
 YM = Date Code Marking
 Y = Year ex: N = 2002
 M = Month ex: 9 = September

Date Code Key

Year	2002	2003	2004	2005	2006	2007	2008	2009
Code	N	P	R	S	T	U	V	W

Month	Jan	Feb	March	Apr	May	Jun	Jul	Aug	Sep	Oct	Nov	Dec
Code	1	2	3	4	5	6	7	8	9	O	N	D

EEPW 电子产品世界
 .com.cn

TYPICAL CURVES - DDTA123JKA

NEW PRODUCT

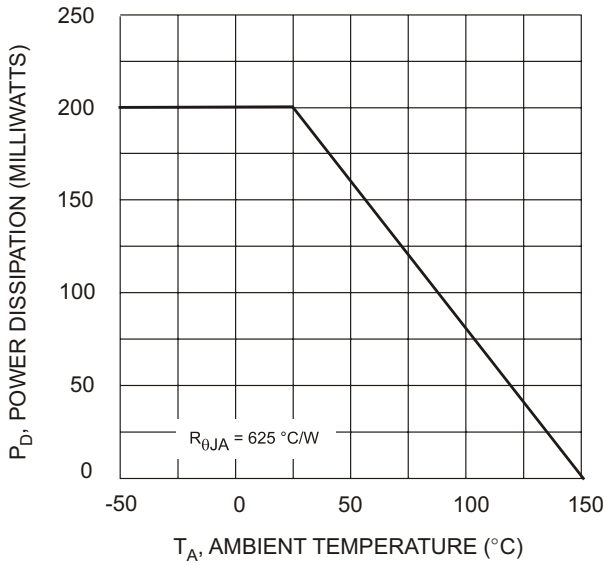


Fig. 1 Derating Curve

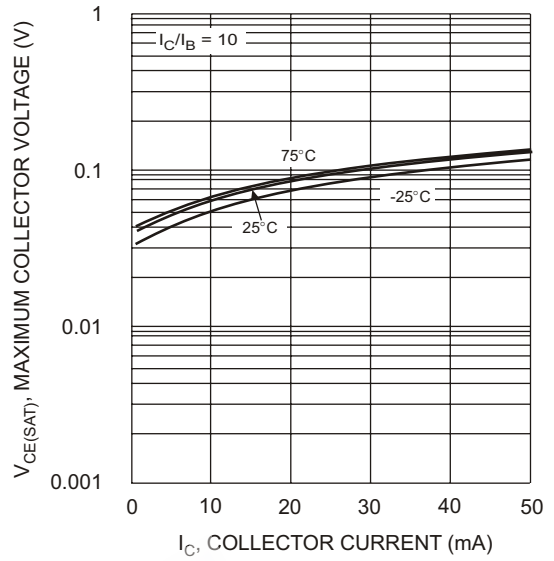


Fig. 2 $V_{CE(SAT)}$ vs. I_C

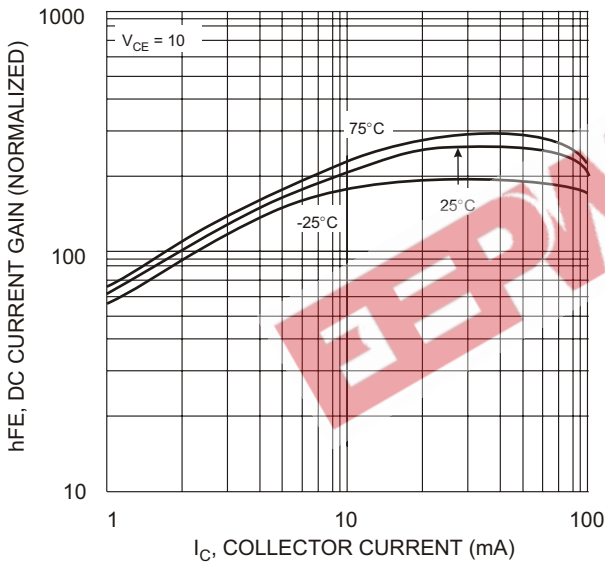


Fig. 3 DC CURRENT GAIN

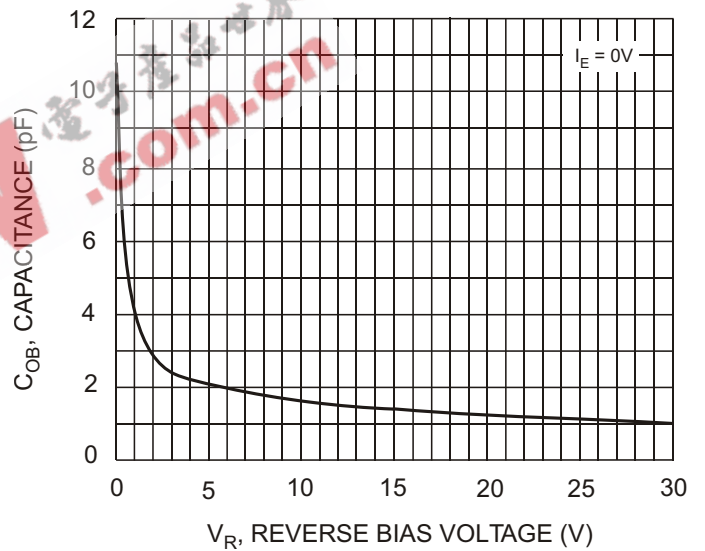


Fig. 4 Output Capacitance

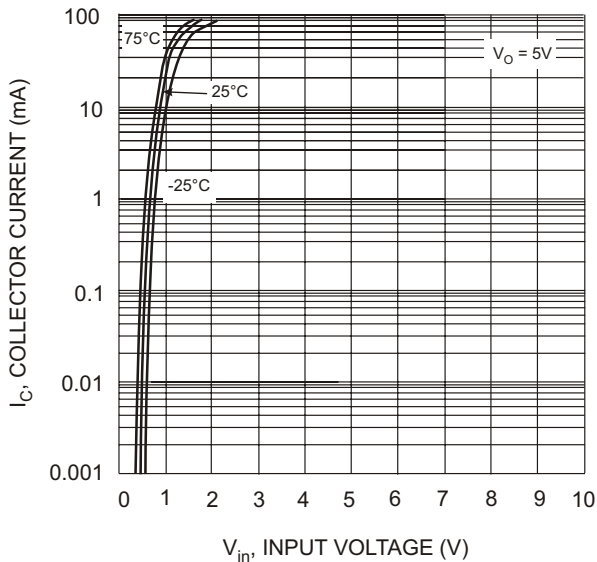


Fig. 5 Collector Current Vs. Input Voltage

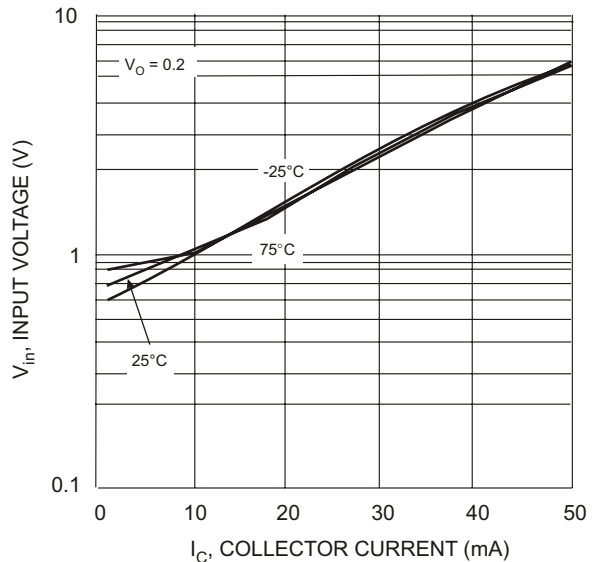


Fig. 6 Input Voltage vs. Collector Current