


D4SB10(KBJ601G) Thru D4SB100(KBJ610G)

FEATURES

- . Plastic Package has Underwriters Laboratory Flammability Classification 94V-0
- . This series is UL listed under the Recognized Component index, file number E231047
- . Single-in-line package
- . High current capacity with small package
- . Superior thermal conductivity
- . High temperature soldering guaranteed:
260 /10 seconds
- . High I_{FSM}



Maximum Ratings & Thermal Characteristics Ratings at 25 ambient temperature unless otherwise specified.

Parameter Symbol	Symbol	D4SB10	D4SB20	D4SB40	D4SB60	D4SB80	D4SB100	Unit
		KBJ601G	KBJ602G	KBJ604G	KBJ606G	KBJ608G	KBJ610G	
Maximum repetitive voltage	V_{RM}	100	200	400	600	800	1000	V
Maximum DC reverse current at rated DC blocking voltage	I_R	10 500						μA
Average rectified forward current 60Hz Sine wave Resistance load with heat sink $T_c=100$	I_o	6						A
Peak forward surge current 8.3ms single half sine-wave superimposed on rated load	I_{FSM}	120						A
Dielectric strength Terminals to case , AC 1 minute Current 1mA	V_{dia}	2.5						KV
Maximum instantaneous forward voltage at 3A	V_F	1.1						V
Operating junction temperature	T_J	150						
Storage temperature	T_{stg}	-40~150						

D4SB10(KBJ601G) Thru D4SB100(KBJ610G)

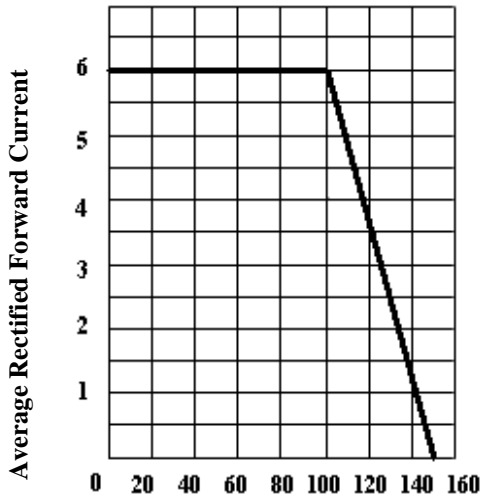
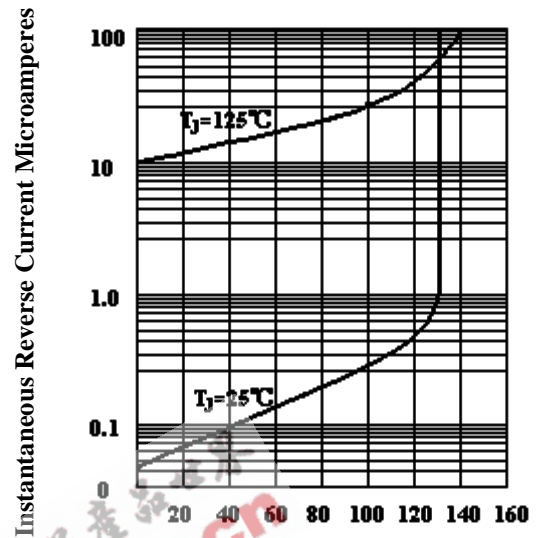
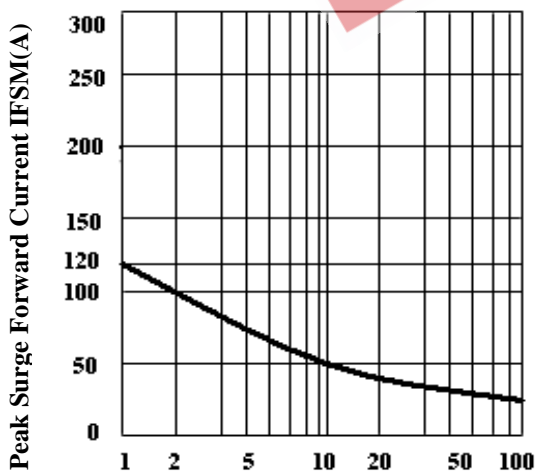
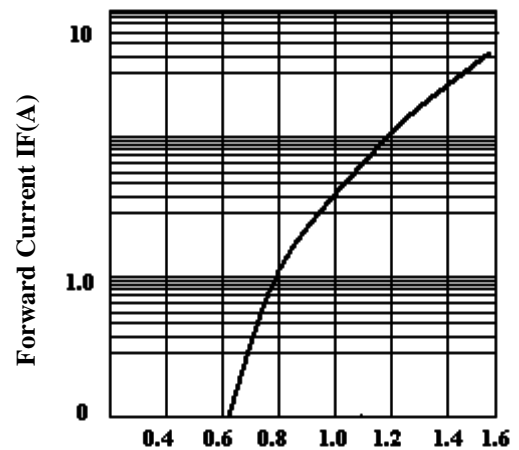
Fig. 1 derating Curve

 Case Temperature T_c (°C)

Fig.2 Typical Reverse Characteristics


Percent of Rated Peak Reverse Voltage%

Fig.3 Peak Surge Forward capability


Number of Cycles at 60 Hz(cycles)

Fig.4 Forward Voltage

 Forward Voltage V_F (V)