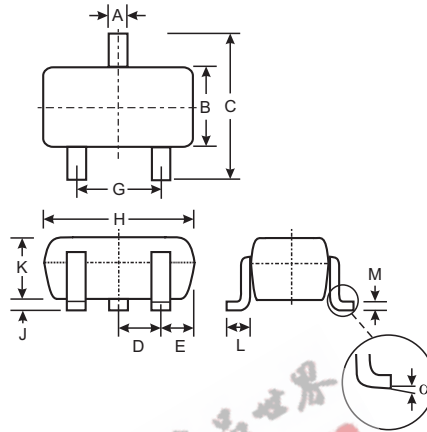


Features

- Epitaxial Planar Die Construction
- Complementary NPN Types Available (DDTD)
- Built-In Biasing Resistors, R1, R2
- **Lead Free/RoHS Compliant (Note 2)**
- **"Green" Device (Note 3 and 4)**

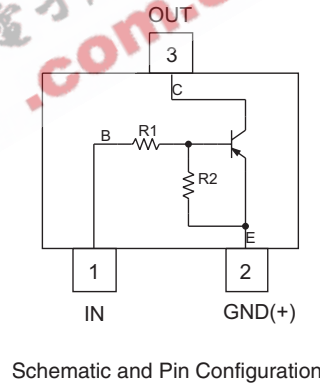
Mechanical Data

- Case: SOT-323
- Case Material: Molded Plastic, "Green" Molding Compound, Note 4. UL Flammability Classification Rating 94V-0
- Moisture Sensitivity: Level 1 per J-STD-020C
- Terminal Connections: See Diagram
- Terminals: Solderable per MIL-STD-202, Method 208
- Lead Free Plating (Matte Tin Finish annealed over Alloy 42 leadframe).
- Marking: Date Code and Type Code, See Page 3
- Marking Code: See Table Below
- Ordering Information (See Page 3)
- Weight: 0.006 grams (approximate)



SOT-323		
Dim	Min	Max
A	0.25	0.40
B	1.15	1.35
C	2.00	2.20
D	0.65 Nominal	
E	0.30	0.40
G	1.20	1.40
H	1.80	2.20
J	0.0	0.10
K	0.90	1.00
L	0.25	0.40
M	0.10	0.18
α	0°	8°
All Dimensions in mm		

P/N	R1 (NOM)	R2 (NOM)	Type Code
DDTB113EU	1K	1K	P60
DDTB123EU	2.2K	2.2K	P61
DDTB143EU	4.7K	4.7K	P62
DDTB114EU	10K	10K	P63
DDTB122JU	0.22K	4.7K	P64
DDTB113ZU	1K	10K	P65
DDTB123YU	2.2K	10K	P66
DDTB133HU	3.3K	10K	P67
DDTB123TU	2.2K	OPEN	P69
DDTB143TU	4.7K	OPEN	P70
DDTB114TU	10K	OPEN	P71
DDTB114GU	0	10K	P72



Maximum Ratings @ T_A = 25°C unless otherwise specified

Characteristic	Symbol	Value	Unit
Supply Voltage, (3) to (2)	V _{CC}	-50	V
Input Voltage, (1) to (2)	V _{IN}	+10 to -10 +10 to -12 +10 to -30 +10 to -40 +5 to -5 +5 to -10 +5 to -12 +6 to -20	V
Input Voltage, (2) to (1)	V _{EBO (MAX)}	-5	V
Output Current	I _C	-500	mA
Power Dissipation	P _d	200	mW
Thermal Resistance, Junction to Ambient Air (Note 1)	R _{θJA}	625	°C/W
Operating and Storage and Temperature Range	T _j , T _{STG}	-55 to +150	°C

- Note:
1. Mounted on FR4 PC Board with recommended pad layout at <http://www.diodes.com/datasheets/ap02001.pdf>.
 2. No purposefully added lead.
 3. Diodes Inc.'s "Green" policy can be found on our website at http://www.diodes.com/products/lead_free/index.php.
 4. Product manufactured with Date Code 0609 (week 9, 2006) and newer are built with Green Molding Compound. Product manufactured prior Date Code 0609 are built with Non-Green Molding Compound and may contain Halogens or Sb2O3 Fire Retardants.

Electrical Characteristics @ T_A = 25°C unless otherwise specified

R1, R2 Types

Characteristic		Symbol	Min	Typ	Max	Unit	Test Condition
Input Voltage	DDTB113EU DDTB123EU DDTB143EU DDTB114EU DDTB122JU DDTB113ZU DDTB123YU DDTB133HU	V _{I(off)}	-0.5 -0.5 -0.5 -0.5 -0.5 -0.3 -0.3 -0.3	—	—	V	V _{CC} = -5V, I _O = -100μA
	DDTB113EU DDTB123EU DDTB143EU DDTB114EU DDTB122JU DDTB113ZU DDTB123YU DDTB133HU	V _{I(on)}	—	—	-3.0 -3.0 -3.0 -3.0 -3.0 -2.0 -2.0 -2.0	V	V _O = -0.3V, I _O = -20mA V _O = -0.3V, I _O = -20mA V _O = -0.3V, I _O = -20mA V _O = -0.3V, I _O = -10mA V _O = -0.3V, I _O = -30mA V _O = -0.3V, I _O = -20mA V _O = -0.3V, I _O = -20mA V _O = -0.3V, I _O = -20mA
Output Voltage		V _{O(on)}	—	—	-0.3V	V	I _O /I _I = -50mA/-2.5mA
Input Current	DDTB113EU DDTB123EU DDTB143EU DDTB114EU DDTB122JU DDTB113ZU DDTB123YU DDTB133HU	I _I	—	—	-7.2 -3.8 -1.8 -0.88 -28 -7.2 -3.6 -2.4	mA	V _I = -5V
	Output Current		I _{O(off)}	—	—	-0.5	μA
DC Current Gain	DDTB113EU DDTB123EU DDTB143EU DDTB114EU DDTB122JU DDTB113ZU DDTB123YU DDTB133HU	G _I	33 39 47 56 47 56 56 56	—	—	—	V _O = -5V, I _O = -50mA
	Gain-Bandwidth Product*		f _T	—	200	—	MHz

* Transistor - For Reference Only

Electrical Characteristics @ T_A = 25°C unless otherwise specified

R1-Only, R2-Only Types

Characteristic		Symbol	Min	Typ	Max	Unit	Test Condition
Collector-Base Breakdown Voltage		BV _{CBO}	-50	—	—	V	I _C = -50μA
Collector-Emitter Breakdown Voltage		BV _{CEO}	-40	—	—	V	I _C = -1mA
Emitter-Base Breakdown Voltage	DDTB123TU DDTB143TU DDTB114TU DDTB114GU	BV _{EBO}	-5	—	—	V	I _E = -50μA I _E = -50μA I _E = -50μA I _E = -720μA
	Collector Cutoff Current		I _{CBO}	—	—	-0.5	μA
Emitter Cutoff Current	DDTB123TU DDTB143TU DDTB114TU DDTB114GU	I _{EBO}	— — — -300	—	-0.5 -0.5 -0.5 -580	μA	V _{EB} = -4V
	Collector-Emitter Saturation Voltage		V _{CE(sat)}	—	—	-0.3	V
DC Current Transfer Ratio	DDTB123TU DDTB143TU DDTB114TU DDTB114GU	h _{FE}	100 100 100 56	250 250 250 —	600 600 600 —	—	I _C = -5mA, V _{CE} = -5V
	Gain-Bandwidth Product*		f _T	—	200	—	MHz

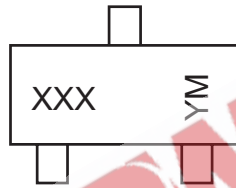
* Transistor - For Reference Only

Ordering Information (Note 4 & 5)

Device	Packaging	Shipping
DDTB113EU-7-F	SOT-323	3000/Tape & Reel
DDTB123EU-7-F	SOT-323	3000/Tape & Reel
DDTB143EU-7-F	SOT-323	3000/Tape & Reel
DDTB114EU-7-F	SOT-323	3000/Tape & Reel
DDTB122JU-7-F	SOT-323	3000/Tape & Reel
DDTB113ZU-7-F	SOT-323	3000/Tape & Reel
DDTB123YU-7-F	SOT-323	3000/Tape & Reel
DDTB133HU-7-F	SOT-323	3000/Tape & Reel
DDTB123TU-7-F	SOT-323	3000/Tape & Reel
DDTB143TU-7-F	SOT-323	3000/Tape & Reel
DDTB114TU-7-F	SOT-323	3000/Tape & Reel
DDTB114GU-7-F	SOT-323	3000/Tape & Reel

- Notes: 4. Product manufactured with Date Code 0609 (week 9, 2006) and newer are built with Green Molding Compound. Product manufactured prior Date Code 0609 are built with Non-Green Molding Compound and may contain Halogens or Sb2O3 Fire Retardants.
5. For Packaging Details, go to our website at <http://www.diodes.com/datasheets/ap02007.pdf>.

Marking Information



XXX = Product Type Marking Code, See Table on Page 1
YM = Date Code Marking
Y = Year ex: N = 2002
M = Month ex: 9 = September

Date Code Key

Year	2002	2003	2004	2005	2006	2007	2008	2009
Code	N	P	R	S	T	U	V	W

Month	Jan	Feb	March	Apr	May	Jun	Jul	Aug	Sep	Oct	Nov	Dec
Code	1	2	3	4	5	6	7	8	9	O	N	D

IMPORTANT NOTICE

Diodes Incorporated and its subsidiaries reserve the right to make modifications, enhancements, improvements, corrections or other changes without further notice to any product herein. Diodes Incorporated does not assume any liability arising out of the application or use of any product described herein; neither does it convey any license under its patent rights, nor the rights of others. The user of products in such applications shall assume all risks of such use and will agree to hold Diodes Incorporated and all the companies whose products are represented on our website, harmless against all damages.

LIFE SUPPORT

Diodes Incorporated products are not authorized for use as critical components in life support devices or systems without the expressed written approval of the President of Diodes Incorporated.