


3M™ Mini D Ribbon (MDR) Connectors

.050" Boardmount Thru-Hole Right Angle Receptacle - Shielded

102 Series



- Wiper-on-wiper contact for reliable repetitive plugging
- SMT compatible PCT insulator material
- Ground lock PCB retention
- Interface latch design for connection stability
- MDR digital LCD interface as a 20 or 26 contact connector
- Contacts: 14, 20, 26, 36, 40, 50 and 68
- RoHS* compliant version (-PL or -PC plating suffix) available

Date Modified: April 5, 2005

TS-0621-10
Sheet 1 of 3

Physical

Insulation

Material: Glass Reinforced Polyester (PBT)

Flammability: UL 94V-0

Color: See ordering information

Contact Material: Copper Alloy (C521)

Plating

Underplating: See ordering information

Wiping Area: See ordering information

Solder Tails: See ordering information

Shroud & Latch Hook

Material: Steel

Plating: Nickel

Ground Lock

Material: Copper Alloy

Plating: Matte tin

Marking: 3M Logo & Part Number

Electrical

Current Rating: 1 A

Insulation Resistance: $> 5 \times 10^8 \Omega$ at 500 VDC

Withstanding Voltage: 500 Vrms for 1 Minute

Environmental

Temperature Rating: -55°C to +105°C

Process Rating: Surface mount compatible - max. temp. 240°-250°C for 10 seconds.

UL File No.: E68080

*RoHS = Directive 2002/95/EC, Restriction of the Use of Certain Hazardous Substances in Electrical and Electronic Equipment

3M™ Mini D Ribbon (MDR) Connectors

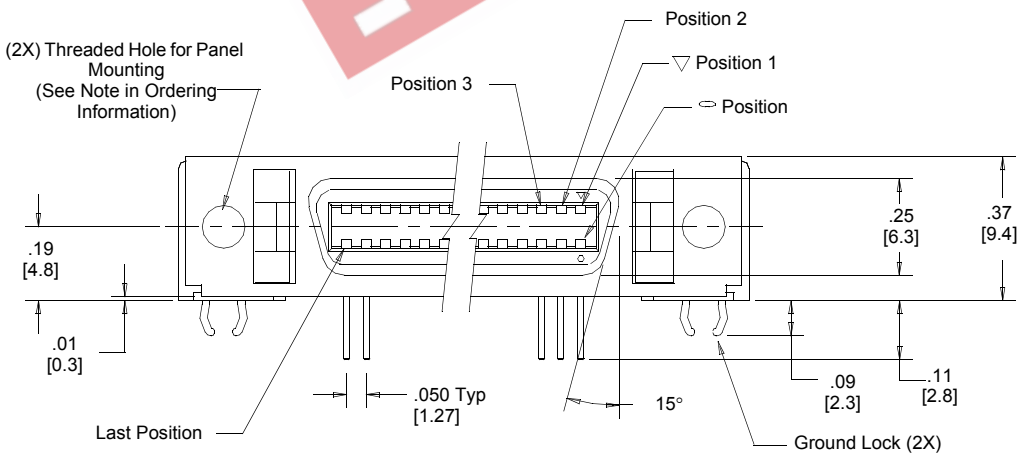
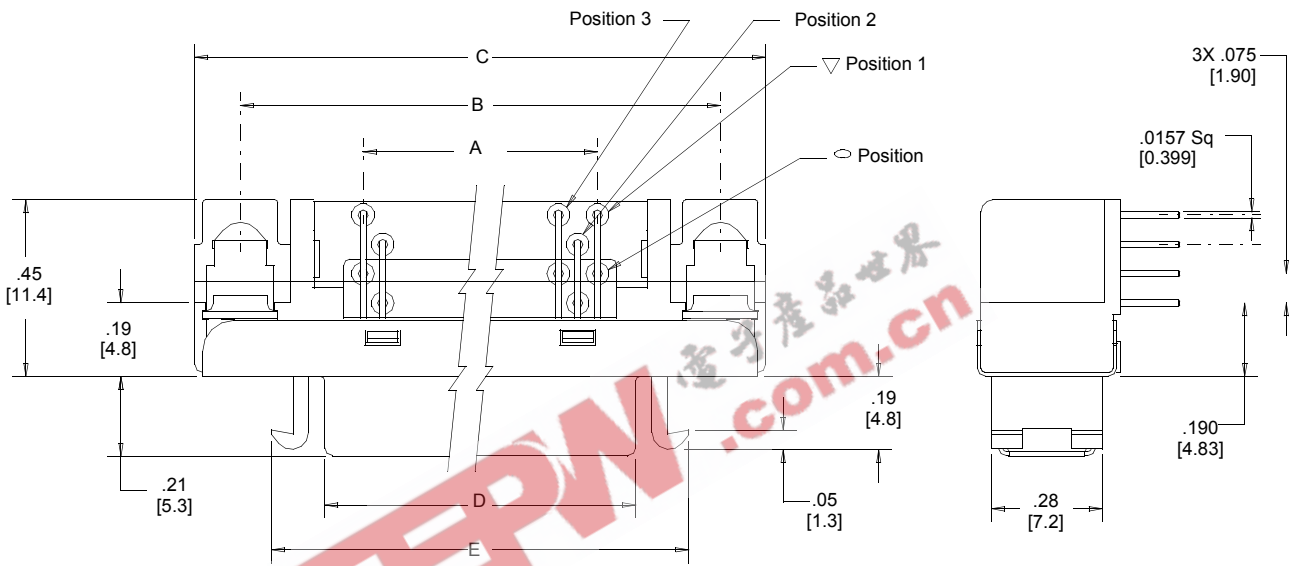
.050" Boardmount Thru-Hole Right Angle Receptacle - Shielded

102 Series

Contact Quantity	Dimensions				
	A	B	C	D	E
14	0.300 [7.62]	0.93 [23.6]	1.16 [29.5]	0.50 [12.6]	0.77 [19.5]
20	0.450 [11.43]	1.08 [27.5]	1.31 [33.4]	0.65 [16.4]	0.92 [23.4]
26	0.600 [15.24]	1.23 [31.3]	1.46 [37.2]	0.80 [20.2]	1.07 [27.2]
36	0.850 [21.59]	1.48 [37.6]	1.71 [43.5]	1.05 [26.6]	1.32 [33.5]
40	0.950 [24.13]	1.58 [40.2]	1.81 [46.1]	1.15 [29.1]	1.42 [36.1]
50	1.200 [30.48]	1.83 [46.5]	2.06 [52.4]	1.40 [35.5]	1.67 [42.4]
68	1.650 [41.91]	2.28 [57.9]	2.51 [63.8]	1.85 [46.9]	2.12 [53.8]

Inch [mm]			
Tolerance Unless Noted			
	.0	.00	.000
inch	±.1	±.01	±.005

[] Dimensions for Reference Only



Ordering Information

X102XX-55X3XX

Connector Material:
Blank = Beige
D = Black (20 pos. only)

Contact Quantity:

Wiping area plating:

L = 8 μ" [0.2 μm] Min. Gold over 50 μ" [1.27 μm] Min. Ni.
C = 30 μ" [0.76 μm] Min. Gold over 100 μ" [2.54 μm] Min. Ni.

Solder tail plating:

J or V = tin-lead over Ni
P = flash gold over Ni (RoHS compliant)

Panelmount thread size:

G = M2.5 (14, 20, 26, 36, 40 position)
H = #4-40 (20, 36, 50 & 68 position)

TS-0621-10
Sheet 2 of 3

Note: Must order panelmount screws: 3344-38 for M2.5, 3344-44 for #4-40.

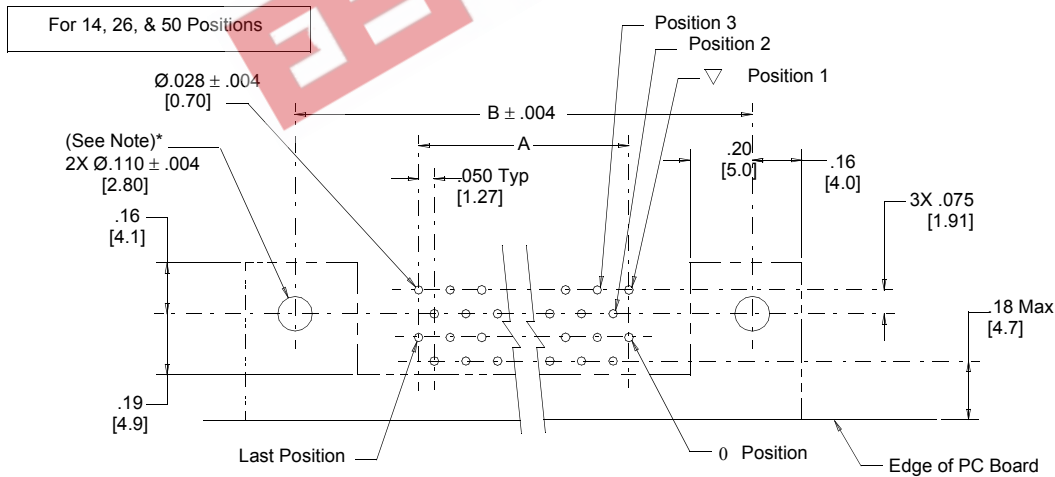
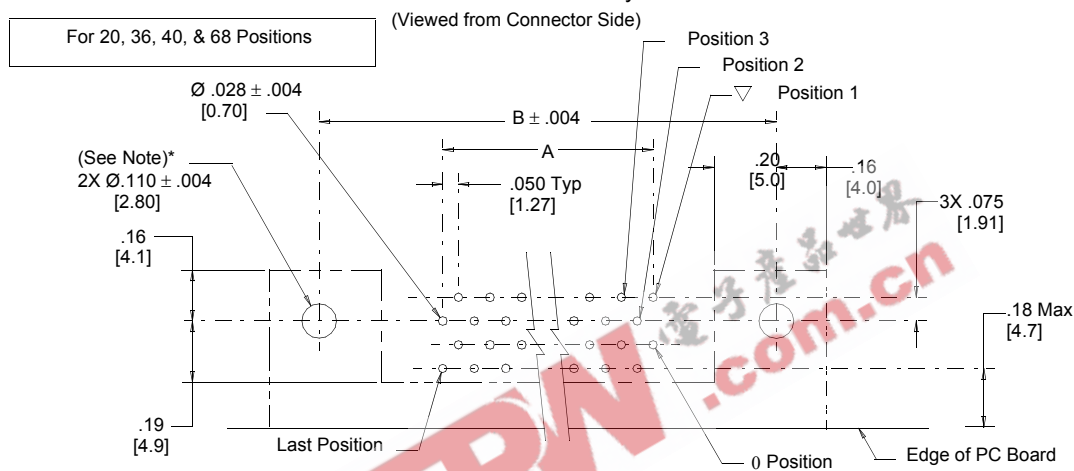
3M™ Mini D Ribbon (MDR) Connectors

.050" Boardmount Thru-Hole Right Angle Receptacle - Shielded

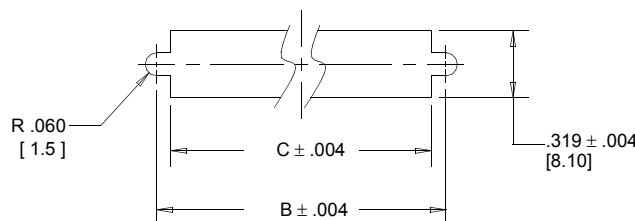
102 Series

Contact Quantity	Dimensions		
	A	B	C
14	.300 [7.62]	.931 [23.64]	.78 [19.9]
20	.450 [11.43]	1.081 [27.45]	.94 [23.8]
26	.600 [15.24]	1.231 [31.26]	1.09 [27.6]
36	.850 [21.59]	1.481 [37.61]	1.33 [33.9]
40	.950 [24.13]	1.581 [40.15]	1.44 [36.5]
50	1.200 [30.48]	1.831 [46.50]	1.69 [42.8]
68	1.650 [41.91]	2.281 [57.93]	2.13 [54.2]

Recommended Board Layout



*Note: Plated through holes for .063 board thickness



Recommended Panel Cut-Out

Note: Panel thickness .079 [2.00] Max.

TS-0621-10
Sheet 3 of 3

EEPW 电子产品世界
.com.cn

Important Notice

All statements, technical information, and recommendations related to 3M's products are based on information believed to be reliable, but the accuracy or completeness is not guaranteed. Before using this product, you must evaluate it and determine if it is suitable for your intended application. You assume all risks and liability associated with such use. Any statements related to the product which are not contained in 3M's current publications, or any contrary statements contained on your purchase order shall have no force or effect unless expressly agreed upon, in writing, by an authorized officer of 3M.

Warranty; Limited Remedy; Limited Liability.

This product will be free from defects in material and manufacture for a period of 90 days from the time of purchase. **3M MAKES NO OTHER WARRANTIES INCLUDING, BUT NOT LIMITED TO, ANY IMPLIED WARRANTY OF MERCHANTABILITY OR FITNESS FOR A PARTICULAR PURPOSE.** If this product is defective within the warranty period stated above, your exclusive remedy shall be, at 3M's option, to replace or repair the 3M product or refund the purchase price of the 3M product. **Except where prohibited by law, 3M will not be liable for any indirect, special, incidental or consequential loss or damage arising from this 3M product, regardless of the legal theory asserted.**

3M

Electronic Solutions Division

6801 River Place Blvd.
Austin, TX 78726-9000
www.3M.com/esd



Minimum 10%
Post-consumer Fiber

Printed in USA.

© 3M 2005