

# DDTC (R1-ONLY SERIES) E

NPN PRE-BIASED SMALL SIGNAL SOT-523  
SURFACE MOUNT TRANSISTOR

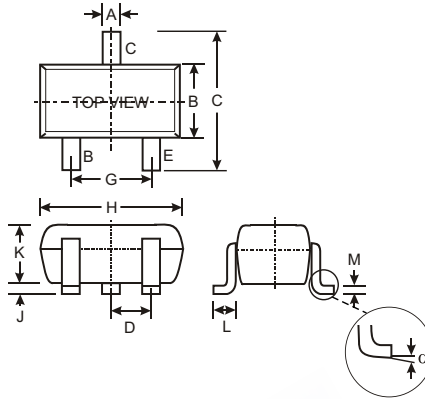
NEW PRODUCT

## Features

- Epitaxial Planar Die Construction
- Complementary PNP Types Available (DDTA)
- Built-In Biasing Resistor, R1 only

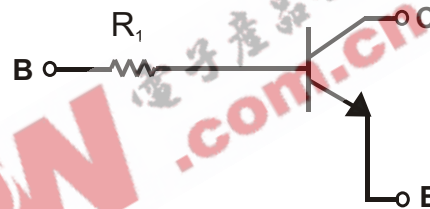
## Mechanical Data

- Case: SOT-523, Molded Plastic
- Case material - UL Flammability Rating 94V-0
- Moisture sensitivity: Level 1 per J-STD-020A
- Terminals: Solderable per MIL-STD-202, Method 208
- Terminal Connections: See Diagram
- Marking: Date Code and Marking Code (See Diagrams & Page 2)
- Weight: 0.002 grams (approx.)
- Ordering Information (See Page 2)



SOT-523			
Dim	Min	Max	Typ
A	0.15	0.30	0.22
B	0.75	0.85	0.80
C	1.45	1.75	1.60
D	—	—	0.50
G	0.90	1.10	1.00
H	1.50	1.70	1.60
J	0.00	0.10	0.05
K	0.60	0.80	0.75
L	0.10	0.30	0.22
M	0.10	0.20	0.12
N	0.45	0.65	0.50
$\alpha$	0°	8°	—
All Dimensions in mm			

P/N	R1 (NOM)	MARKING
DDTC113TE	1K $\Omega$	N01
DDTC123TE	2.2K $\Omega$	N03
DDTC143TE	4.7K $\Omega$	N07
DDTC114TE	10K $\Omega$	N12
DDTC124TE	22K $\Omega$	N16
DDTC144TE	47K $\Omega$	N19
DDTC115TE	100K $\Omega$	N23
DDTC125TE	200K $\Omega$	N25



SCHMATIC DIAGRAM

## Maximum Ratings @ $T_A = 25^\circ\text{C}$ unless otherwise specified

Characteristic	Symbol	Value	Unit
Collector-Base Voltage	$V_{CBO}$	50	V
Collector-Emitter Voltage	$V_{CEO}$	50	V
Emitter-Base Voltage	$V_{EBO}$	5	V
Collector Current	$I_C$ (Max)	100	mA
Power Dissipation	$P_d$	150	mW
Thermal Resistance, Junction to Ambient Air (Note 1)	$R_{\theta JA}$	833	$^\circ\text{C/W}$
Operating and Storage and Temperature Range	$T_J, T_{STG}$	-55 to +150	$^\circ\text{C}$

Note: 1. Mounted on FR4 PC Board with recommended pad layout at <http://www.diodes.com/datasheets/ap02001.pdf>.

## Electrical Characteristics @ $T_A = 25^\circ\text{C}$ unless otherwise specified

Characteristic	Symbol	Min	Typ	Max	Unit	Test Condition
Collector-Base Breakdown Voltage	$BV_{CBO}$	50	—	—	V	$I_C = 50\mu\text{A}$
Collector-Emitter Breakdown Voltage	$BV_{CEO}$	50	—	—	V	$I_C = 1\text{mA}$
Emitter-Base Breakdown Voltage	$BV_{EBO}$	5	—	—	V	$I_E = 50\mu\text{A}$
Collector Cutoff Current	$I_{CBO}$	—	—	0.5	$\mu\text{A}$	$V_{CB} = 50\text{V}$
Emitter Cutoff Current	$I_{EBO}$	—	—	0.5	$\mu\text{A}$	$V_{EB} = 4\text{V}$
Collector-Emitter Saturation Voltage	$V_{CE(sat)}$	—	—	0.3	V	$I_C/I_B = 10\text{mA}/1\text{mA}$ DDTC113TE $I_C/I_B = 5\text{mA}/0.5\text{mA}$ DDTC123TE $I_C/I_B = 2.5\text{mA}/.25\text{mA}$ DDTC143TE $I_C/I_B = 1\text{mA}/.1\text{mA}$ DDTC114TE $I_C/I_B = 5\text{mA}/0.5\text{mA}$ DDTC124TE $I_C/I_B = 2.5\text{mA}/.25\text{mA}$ DDTC144TE $I_C/I_B = 1\text{mA}/0.1\text{mA}$ DDTC115TE $I_C/I_B = .5\text{mA}/.05\text{mA}$ DDTC125TE
DC Current Transfer Ratio	$h_{FE}$	100	250	600	—	$I_C = 1\text{mA}$ , $V_{CE} = 5\text{V}$
Input Resistor ( $R_1$ ) Tolerance	$DR_1$	-30	—	+30	%	—
Gain-Bandwidth Product*	$f_T$	—	250	—	MHz	$V_{CE} = 10\text{V}$ , $I_E = -5\text{mA}$ , $f = 100\text{MHz}$

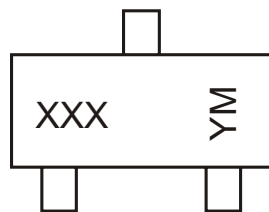
\* Transistor - For Reference Only

## Ordering Information

Device	Packaging	Shipping
DDTC113TE-7	SOT-523	3000/Tape & Reel
DDTC123TE-7	SOT-523	3000/Tape & Reel
DDTC143TE-7	SOT-523	3000/Tape & Reel
DDTC114TE-7	SOT-523	3000/Tape & Reel
DDTC124TE-7	SOT-523	3000/Tape & Reel
DDTC144TE-7	SOT-523	3000/Tape & Reel
DDTC115TE-7	SOT-523	3000/Tape & Reel
DDTC125TE-7	SOT-523	3000/Tape & Reel

Notes: 2. For Packaging Details, go to our website at <http://www.diodes.com/datasheets/ap02007.pdf>.

## Marking Information



XXX = Product Type Marking Code  
 See Sheet 1 Diagrams  
 YM = Date Code Marking  
 Y = Year ex: N = 2002  
 M = Month ex: 9 = September

Date Code Key

Year	2002	2003	2004	2005	2006	2007	2008	2009
Code	N	P	R	S	T	U	V	W

Month	Jan	Feb	March	Apr	May	Jun	Jul	Aug	Sep	Oct	Nov	Dec
Code	1	2	3	4	5	6	7	8	9	O	N	D

TYPICAL CURVES - DDTC114TE

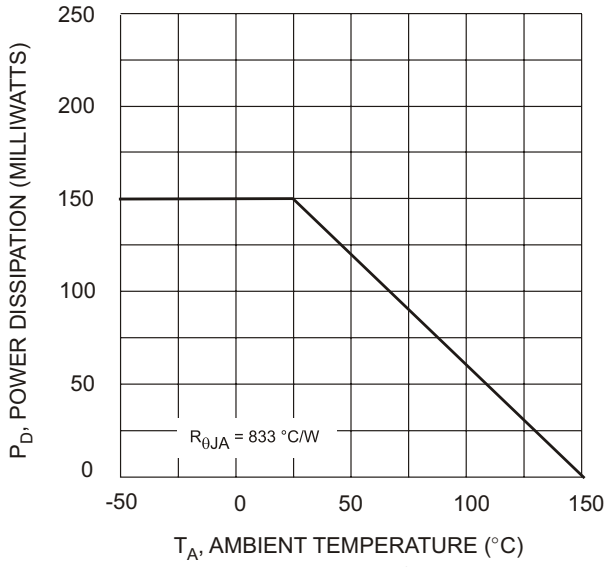


Fig. 1 Derating Curve

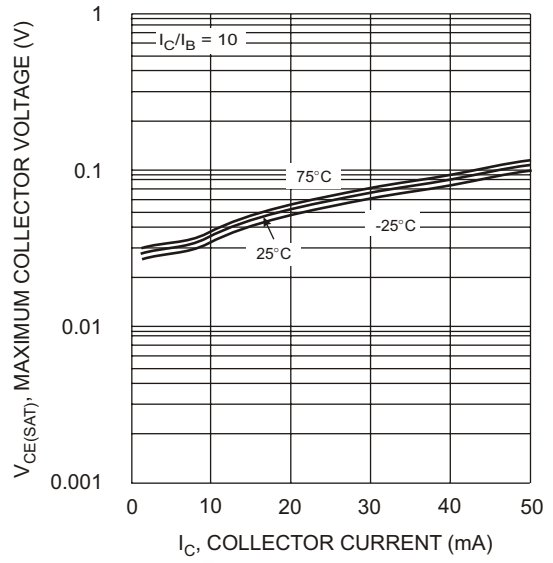


Fig. 2  $V_{CE(SAT)}$  vs.  $I_C$

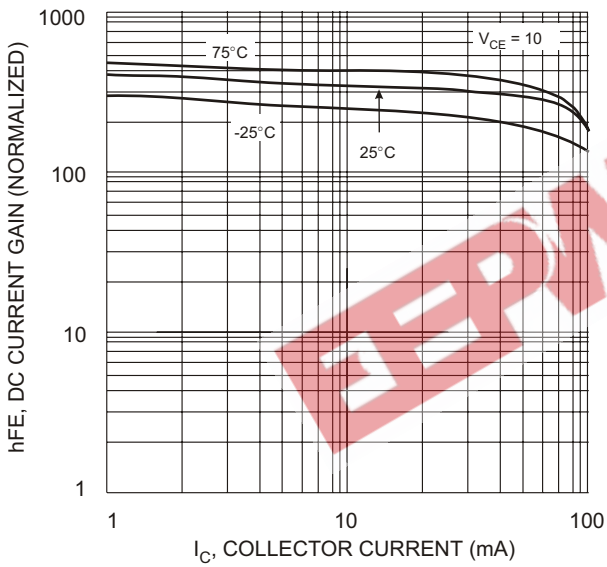


Fig. 3 DC Current Gain

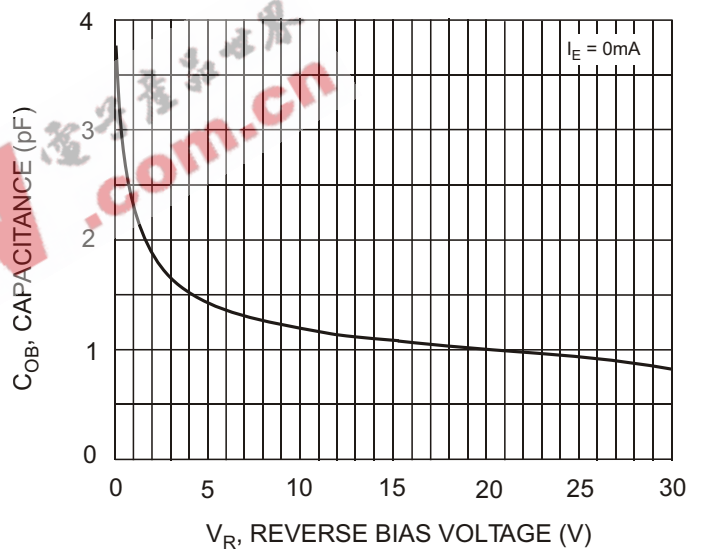


Fig. 4 Output Capacitance

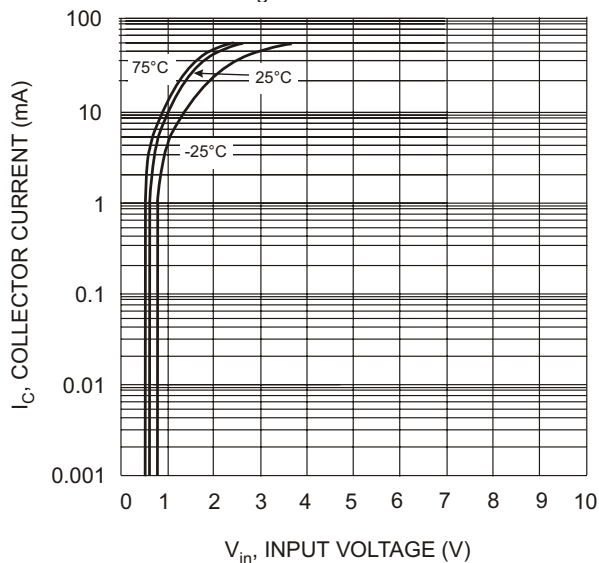


Fig. 5 Collector Current Vs. Input Voltage

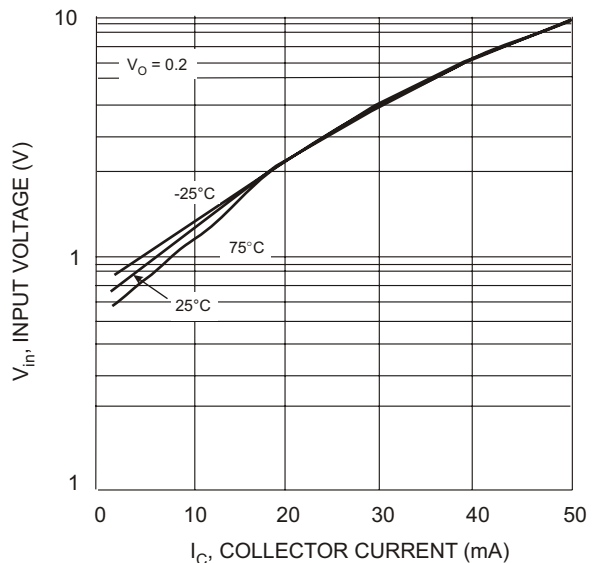


Fig. 6 Input Voltage vs. Collector Current