


## D4SB10(KBJ601G) Thru D4SB100(KBJ610G)

### FEATURES

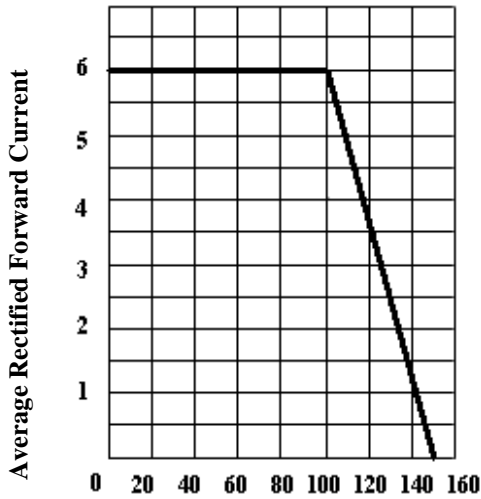
- . Plastic Package has Underwriters Laboratory Flammability Classification 94V-0
- . This series is UL listed under the Recognized Component index, file number E231047
- . Single-in-line package
- . High current capacity with small package
- . Superior thermal conductivity
- . High temperature soldering guaranteed:  
260 /10 seconds
- . High  $I_{FSM}$



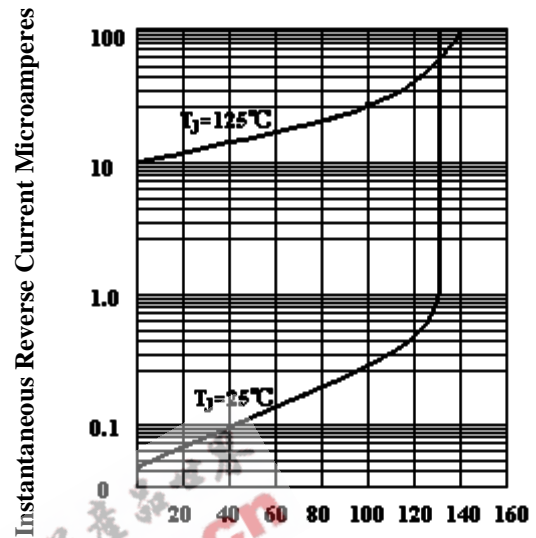
Maximum Ratings & Thermal Characteristics Ratings at 25 ambient temperature unless otherwise specified.

Parameter Symbol	Symbol	D4SB10	D4SB20	D4SB40	D4SB60	D4SB80	D4SB100	Unit
		KBJ601G	KBJ602G	KBJ604G	KBJ606G	KBJ608G	KBJ610G	
Maximum repetitive voltage	$V_{RM}$	100	200	400	600	800	1000	V
Maximum DC reverse current at rated DC blocking voltage	$I_R$	10 500						$\mu A$
Average rectified forward current 60Hz Sine wave Resistance load with heat sink $T_c=100$	$I_o$	6						A
Peak forward surge current 8.3ms single half sine-wave superimposed on rated load	$I_{FSM}$	120						A
Dielectric strength Terminals to case , AC 1 minute Current 1mA	$V_{dia}$	2.5						KV
Maximum instantaneous forward voltage at 3A	$V_F$	1.1						V
Operating junction temperature	$T_J$	150						
Storage temperature	$T_{stg}$	-40~150						

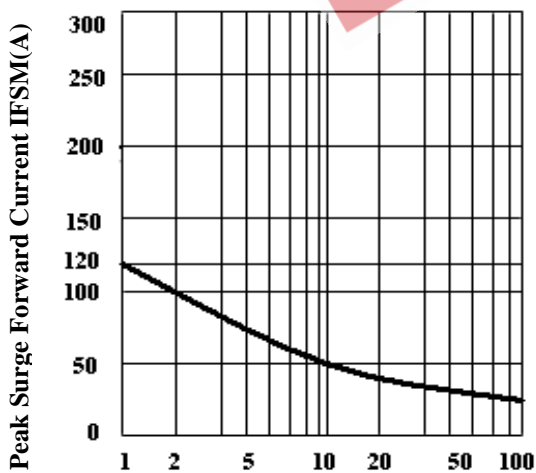
## D4SB10(KBJ601G) Thru D4SB100(KBJ610G)

**Fig. 1 derating Curve**


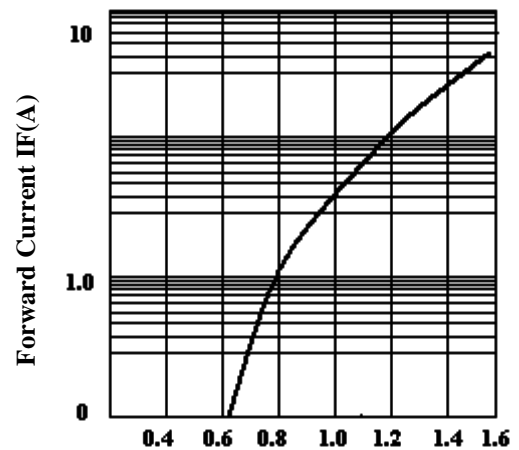
Case Temperature Tc( )

**Fig.2 Typical Reverse Characteristics**


Percent of Rated Peak Reverse Voltage%

**Fig.3 Peak Surge Forward capability**


Number of Cycles at 60 Hz(cycles)

**Fig.4 Forward Voltage**

 Forward Voltage V<sub>F</sub> (V)