




Capacitor Networks, Single-In-Line, Conformal Coated SIP "D" Profile



FEATURES

- X7R and COG capacitors available
- Multiple isolated capacitors
- Multiple capacitors, common ground
- Custom design capability
- Lead (Pb)-free version is RoHS compliant
- "D" 0.300" [7.62 mm] package height (maximum)



Available



RoHS*
COMPLIANT

STANDARD ELECTRICAL SPECIFICATIONS						
VISHAY DALE MODEL	PROFILE	SCHEMATIC	CAPACITANCE RANGE		CAPACITANCE TOLERANCE (- 55 °C to + 125 °C) %	CAPACITOR VOLTAGE at 85 °C VDC
			COG*	X7R		
CS201	D	1	33 pF - 3900 pF	470 pF - 0.1 μF	± 10 (K), ± 20 (M)	50 (5)
CS201	D	3	33 pF - 3900 pF	470 pF - 0.1 μF	± 10 (K), ± 20 (M)	50 (5)
CS201	D	4	33 pF - 3900 pF	470 pF - 0.1 μF	± 10 (K), ± 20 (M)	50 (5)

* COG capacitors may be substituted for X7R capacitors

TECHNICAL SPECIFICATIONS				MECHANICAL SPECIFICATIONS	
PARAMETER	UNIT	CS201		Marking Resistance to Solvents:	Permanency testing per MIL-STD-202, Method 215
		COG	X7R		
Temperature Coefficient (- 55 °C to +125 °C)	ppm/°C or %	± 30 ppm/°C	± 15 %	Solderability:	Per MIL-STD-202, Method 208E
Dissipation Factor (maximum)	± %	0.15	2.5	Body:	High alumina, epoxy coated (Flammability UL94 V-0)
				Terminals:	Phosphorus-bronze, solder plated
				Marking:	Pin #1 identifier, DALE or D, Part number (abbreviated as space allows), Date code

GLOBAL PART NUMBER INFORMATION																
New Global Part Numbering: 20108D1C103K5P (preferred part numbering format)																
2	0	1	0	8	D	1	C	1	0	3	K	5	P			
GLOBAL MODEL	PIN COUNT	PACKAGE HEIGHT	SCHEMATIC	CHARACTERISTIC	CAPACITANCE VALUE	TOLERANCE	VOLTAGE	PACKAGING	SPECIAL							
201 = CS201	04 = 4 Pin 08 = 8 Pin 18 = 18 Pin	D = "D" Profile	1 3 4 0 = Special	C = COG X = X7R S = Special	(in picofarads) 2 digit significant figure, followed by a multiplier 330 = 33 pF 392 = 3900 pF 104 = 0.1 μF	K = ± 10 % M = ± 20 % S = Special	5 = 50V S = Special	E = Lead (Pb)-free, Bulk P = Tin/Lead, Bulk	Blank = Standard (Dash Number) (up to 3 digits) From 1-999 as applicable							
Historical Part Number example: CS20108D1C103K5 (will continue to be accepted)																
CS201	08	D	1	C	103	K	5	P03								
HISTORICAL MODEL	PIN COUNT	PACKAGE HEIGHT	SCHEMATIC	CHARACTERISTIC	CAPACITANCE VALUE	TOLERANCE	VOLTAGE	PACKAGING								

* Pb containing terminations are not RoHS compliant, exemptions may apply

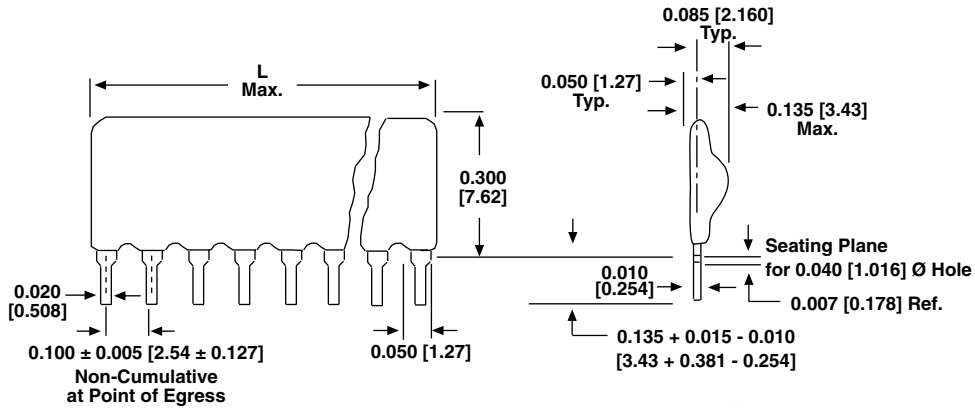


Capacitor Networks, Single-In-Line,
Conformal Coated SIP, "D" Profile

CS201

Vishay Dale

DIMENSIONS in inches [millimeters]

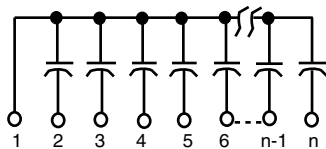


Pin #1 is extreme left-hand terminal on side with marking.

NUMBER OF PINS	L MAXIMUM	NUMBER OF PINS	L MAXIMUM	NUMBER OF PINS	L MAXIMUM
4 pin	0.400 [10.16]	9 pin	0.900 [22.86]	14 pin	1.400 [35.56]
5 pin	0.500 [12.70]	10 pin	1.000 [25.40]	15 pin	1.500 [38.10]
6 pin	0.600 [15.24]	11 pin	1.100 [27.94]	16 pin	1.600 [40.64]
7 pin	0.700 [17.78]	12 pin	1.200 [30.48]	17 pin	1.700 [43.18]
8 pin	0.800 [20.32]	13 pin	1.300 [33.02]	18 pin	1.800 [45.72]

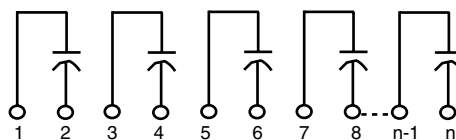
SCHEMATICS

Schematic 1



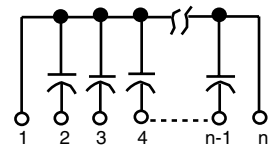
Common Bus - 1 Ground Lead

Schematic 3



Isolated Capacitor Sections

Schematic 4



Common Bus - 2 Ground Leads



Notice

Specifications of the products displayed herein are subject to change without notice. Vishay Intertechnology, Inc., or anyone on its behalf, assumes no responsibility or liability for any errors or inaccuracies.

Information contained herein is intended to provide a product description only. No license, express or implied, by estoppel or otherwise, to any intellectual property rights is granted by this document. Except as provided in Vishay's terms and conditions of sale for such products, Vishay assumes no liability whatsoever, and disclaims any express or implied warranty, relating to sale and/or use of Vishay products including liability or warranties relating to fitness for a particular purpose, merchantability, or infringement of any patent, copyright, or other intellectual property right.

The products shown herein are not designed for use in medical, life-saving, or life-sustaining applications. Customers using or selling these products for use in such applications do so at their own risk and agree to fully indemnify Vishay for any damages resulting from such improper use or sale.

EEPW 电子产品世界
.com.cn