

# F1740-3511 and F1740-3581



Vishay Roederstein

## Suppression, (Bi-polar) Capacitors Class X1Y2 AC 275V/250V

### TECHNICAL DATA:

See page 73 (Document Number 27001)

### TERMINALS:

Insulated stranded copper wire, type LiY 0.5mm<sup>2</sup> (or AWG 20) ends stripped and tinned or insulated solid copper wire, type YV (d = 0.8mm) on request.

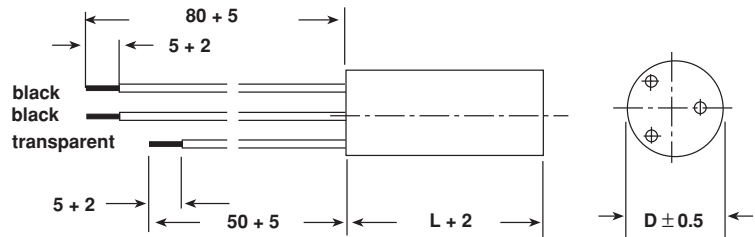
### COATING:

Plastic case, epoxy resin sealed, flame retardant, UL-class 94V-0

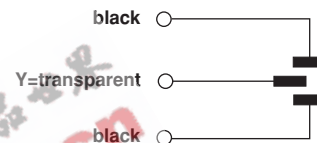
### RATED VOLTAGE:

AC 275V, 50/60Hz ⇒ X1  
AC 250V, 50/60Hz ⇒ Y2


Dimensions in mm



### CIRCUIT DIAGRAM:



CAPACITANCE X-Value	CAPACITANCE Y-Value	DIMENSIONS D x L (mm)	WEIGHT (g)	QUANTITY PACKAGE (pcs)	ORDERING CODE*
0.022 μFX1	2 x 2700 pFY2	12 x 27	6.5	500	F1740-322-3511
0.027 μFX1	2 x 2700 pFY2	12 x 27	6.6	500	F1740-327-3511
0.033 μFX1	2 x 2700 pFY2	12 x 35	7.0	500	F1740-333-3511
0.047 μFX1	2 x 2700 pFY2	12 x 35	7.6	500	F1740-347-3511
0.068 μFX1	2 x 2700 pFY2	14 x 35	10.0	400	F1740-368-3511
0.1 μFX1	2 x 2700 pFY2	16 x 35	13.5	300	F1740-410-3511
0.15 μFX1	2 x 2700 pFY2	18 x 35	16.6	300	F1740-415-3511
0.22 μFX1	2 x 2700 pFY2	20 x 35	22.5	250	F1740-422-3511
0.27 μFX1	2 x 2700 pFY2	20 x 50	26.1	200	F1740-427-3511
0.33 μFX1	2 x 2700 pFY2	20 x 50	28.1	200	F1740-433-3511
0.47 μFX1	2 x 2700 pFY2	25 x 50	43.5	150	F1740-447-3511
0.027 μFX1	2 x 4700 pFY2	12 x 35	7.7	500	F1740-327-3581
0.033 μFX 1	2 x 4700 pFY2	12 x 35	7.7	500	F1740-333-3581
0.047 μFX 1	2 x 4700 pFY2	14 x 35	9.6	400	F1740-347-3581
0.068 μFX 1	2 x 4700 pFY2	14 x 35	10.1	400	F1740-368-3581
0.1 μFX1	2 x 4700 pFY2	16 x 35	13.0	300	F1740-410-3581
0.15 μFX1	2 x 4700 pFY2	18 x 35	16.6	300	F1740-415-3581
0.22 μFX1	2 x 4700 pFY2	20 x 35	21.4	250	F1740-422-3581
0.27 μFX1	2 x 4700 pFY2	20 x 50	26.3	200	F1740-427-3581
0.33 μFX1	2 x 4700 pFY2	20 x 50	28.1	200	F1740-433-3581
0.47 μFX1	2 x 4700 pFY2	25 x 50	43.5	150	F1740-447-3581

\*With  mark, the ordering code is F1740 - . . . - 34..

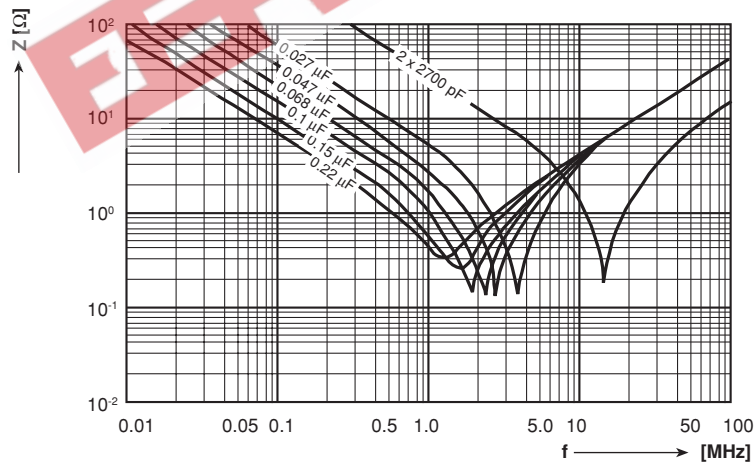


# F1740-3511 and F1740-3581

Supp. Caps (Bi-polar) Class X1/Y2 AC 275V/250V Vishay Roederstein

## APPROVALS

COUNTRY	SPECIFICATION	ELECTRICAL VALUES	APPROVAL REFERENCE	APPROVAL MARK
U.S.A. (for AC 250V)	UL 1283	0.022 $\mu$ FX - 0.47 $\mu$ FX + 2 x 2700 pFY - 2 x 0.027 $\mu$ FY	E 76297	
<b>CB TEST-CERTIFICATE</b>		0.022 $\mu$ FX1 - 0.47 $\mu$ FX + 2 x 2700 pFY2 - 2 x 0.027 $\mu$ FY2	CH 676-A1	
Switzerland (for AC 275/250V)	EN 132 400 IEC 60384-14, 2nd edition	0.022 $\mu$ FX1 - 0.47 $\mu$ FX1 + 2 x 2700 pFY2 - 2 x 0.027 $\mu$ FY2	96.1 10036.02	
This approval mark together with the CB-Certificate replace all national approval marks of the following countries (they have already signed the CB-Agreement):				
Austria	Belgium	Denmark	Finland	Sweden
France	Germany	Ireland	Italy	Switzerland
Netherlands	Israel	Portugal	Spain	Great Britain
Japan	Norway	China	Poland	Czech. Republic
Singapore	Rep. of Korea	Hungary	Iceland	Slovenia



Impedance (Z) of F1740-3511/3411 as a function of frequency (f)  
at  $T_a = 20^\circ\text{C}$  (average).

Measurement with lead length 50mm.