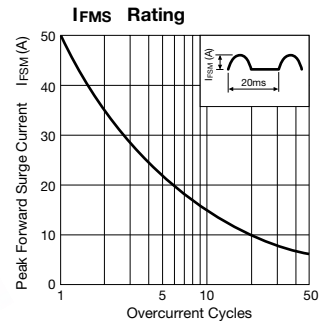
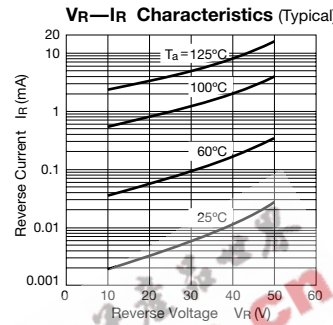
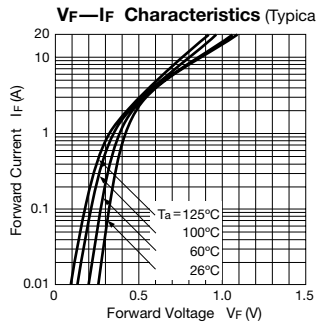
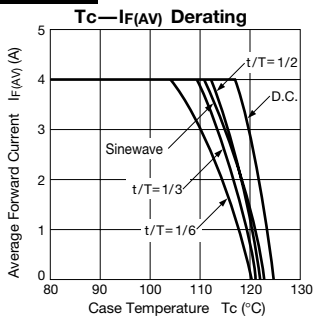


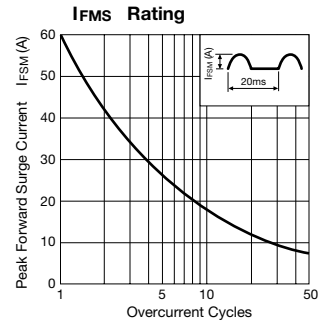
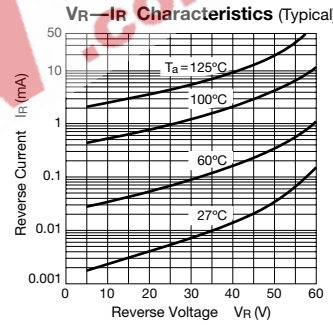
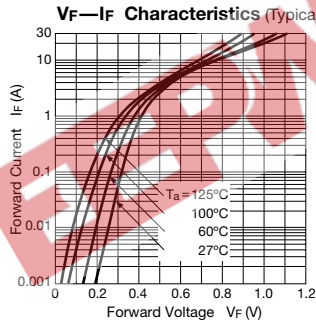
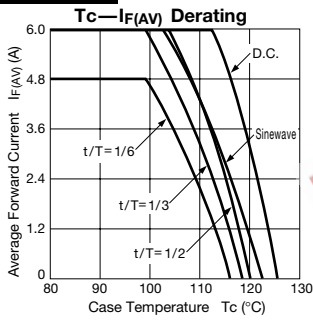
Schottky Barrier Diodes 40V

Type No.	Parameter	Absolute Maximum Ratings					Electrical Characteristics (Ta=25°C)					Others		
		V _{RM} (V)	I _{F(AV)} (A)	I _{FSM} (A)	T _J (°C)	T _{stg} (°C)	V _F (V)	I _R (mA)	I _R (H) (mA)	t _{rr} (ns)	R _{th(j-c)} (°C/W)	Mass (g)	Fig.	
														max per element
FMB-24		40	4.0	50	-40 to +150	0.55	2.0	5.00	35	100	100/100	4.0	2.1	Ⓐ
FMB-24M	6.0		60	3.0										
FMB-24L	10.0			5.0										
FMB-24H	15.0		100	7.5		7.50	50							
FMB-34S	12.0		75	0.58		6.0	5.00	35						
FMB-34	15.0		150			7.5	10.00	65						
FMB-34M	30.0		300			15.0	20.00	100						

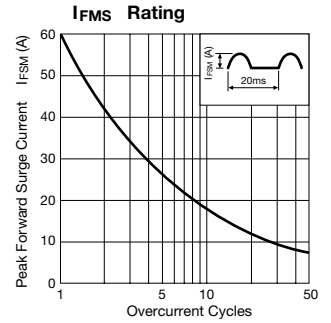
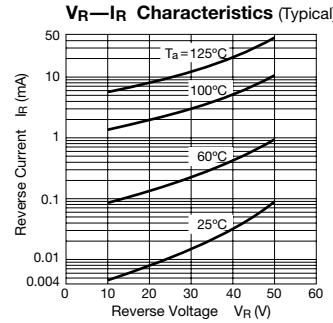
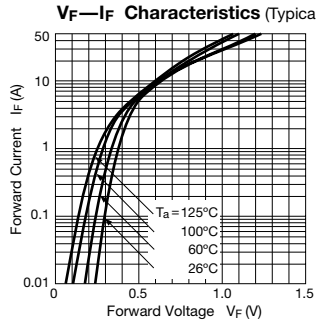
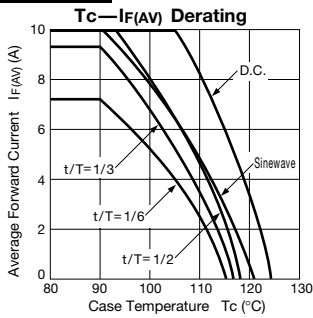
FMB-24



FMB-24M



FMB-24L



External Dimensions (Unit: mm) (Full-mold)

Flammability: UL94V-0 or Equivalent

Fig. Ⓐ

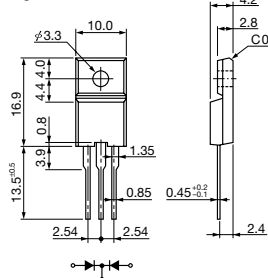
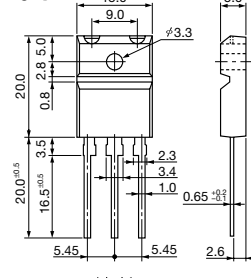
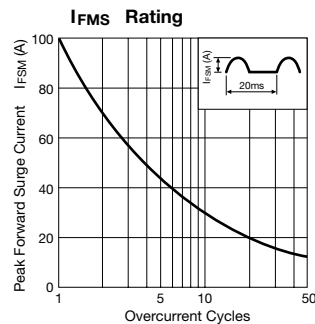
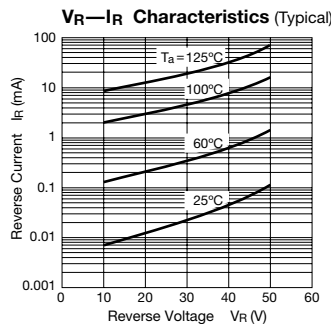
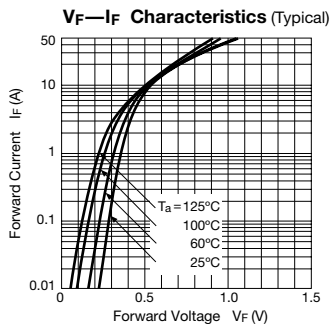
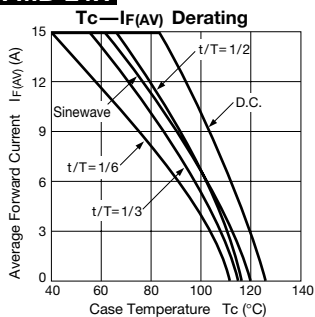
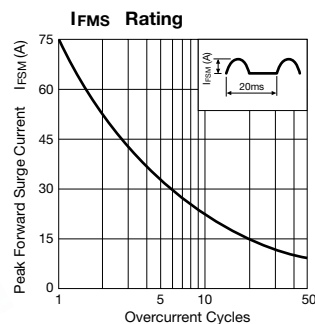
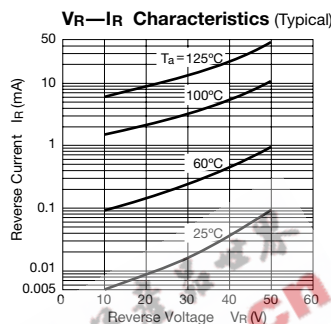
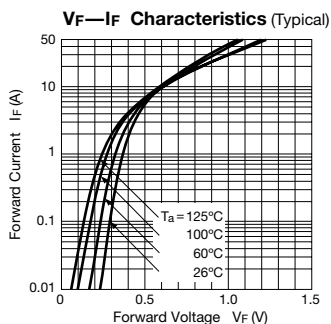
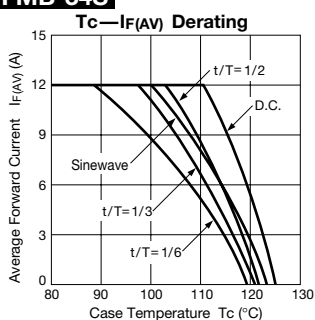
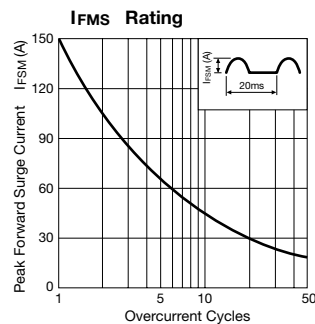
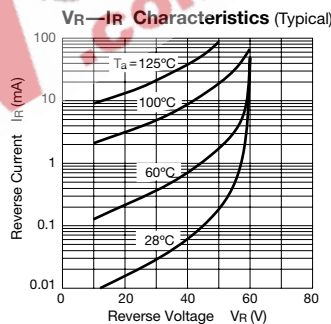
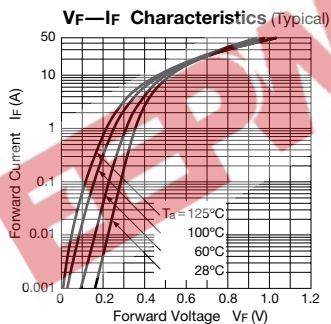
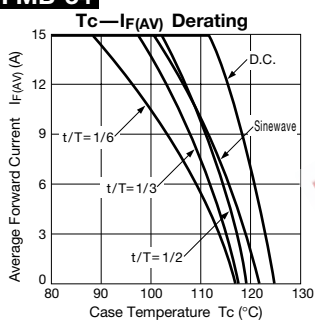


Fig. Ⓑ



FMB-24H**FMB-34S****FMB-34****FMB-34M**