

SERIES F13

● FEATURES

- 1.2 mm MAXIMUM HEIGHT
- EXCELLENT STABILITY OVER TEMPERATURE
- TAPE AND REEL PACKAGING

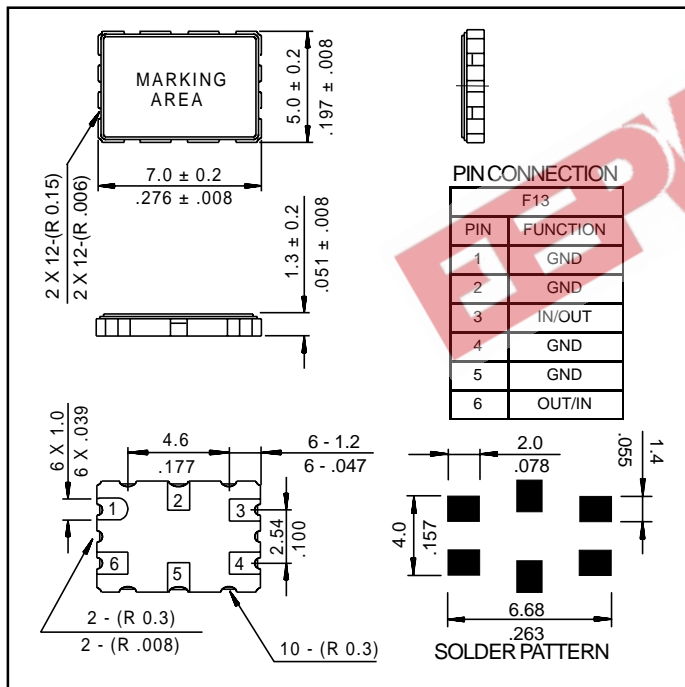
● SPECIFICATIONS

FREQUENCY RANGE	20.00 MHz TO 45.00 MHz
PASS BANDWIDTH AT 3dB	± 3.75 KHz MIN
ATTENUATION BANDWIDTH AT 10dB	± 12.5 KHz MAX
RIPPLE	1.0 dB MAX
INSERTION LOSS	4.0 dB MAX †
ATTENUATION GUARANTEED	AT Fo - 910 KHz 40 dB MIN
TERMINAL IMPEDANCE	SPECIFIC TO PRODUCT MODEL
OPERATING TEMPERATURE RANGE	-20°C TO +70°C

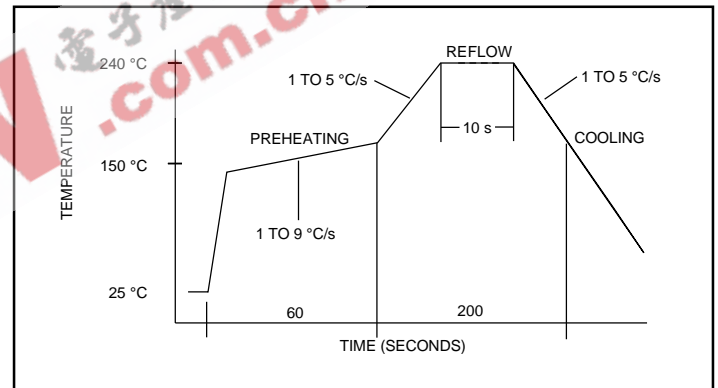


† DEPENDENT UPON FREQUENCY

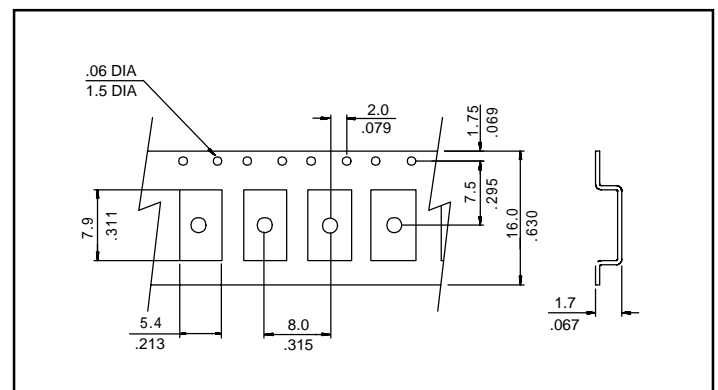
● OUTLINE DRAWING



● SOLDER REFLOW PROFILE



● CARRIER TAPE DIMENSIONS



● PACKAGING

180 mm REEL DIAMETER, 16 mm TAPE WIDTH, 8 mm PITCH
QUANTITY: 1000 PIECES PER REEL

● PART NUMBERING SYSTEM

SERIES	-	FREQUENCY	MODE	PASS BANDWIDTH	POLES
F13		IN MHz	F: FUNDAMENTAL M: THIRD OVERTONE	±10 KHz = 20	A = 2 POLES

EXAMPLE: F13-45M20A