

FOR BOARD-TO-BOARD CONNECTION

240 SERIES (LOW-PROFILE STACKING)

■ FEATURES

- The connectors can connect boards in parallel (stacking) at intervals of 8 mm (0.31 in.) to 14 mm (0.55 in.) for various applications.
- Connectors with ten different numbers of contacts are available for various purposes: 20 to 100 in steps of ten and 120.
- Connectors are surface mount compatible.
- 1.27 mm (0.050 in.) pitch contact arrangement in two rows enables high-density mounting. Tails are spaced in a four-row staggered arrangement (2.54 mm × 1.905 mm) (0.100 in. × 0.075 in.) for easy patterning on PC boards.
- Bellows contacts ensure stable contact preventing pins from bending. The bellows contacts also have excellent stability with repeated insertion and extraction.



■ SPECIFICATIONS

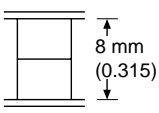
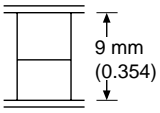
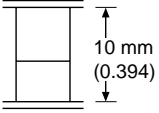
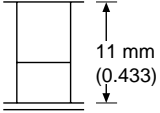
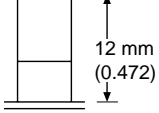
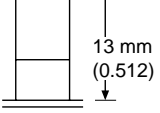
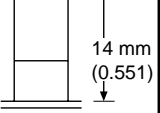
Item	Specifications
Operating temperature range	-55°C to +105°C
Current rating	DC 1 A
Voltage rating	AC 250 V
Contact resistance	35 mΩ max. (DC 6 V, 0.1 A)
Insulation resistance	1000 MΩ min. (DC 500 V)
Dielectric withstand voltage	AC 750 V for 1 minute

■ MATERIALS

Item	Materials	
Insulator	Polyamide resin (94V-0)	
Conductor	Copper alloy	
Plating	Contact	Gold plating (PAGOS)
	Terminal	Palladium plating

240 Series (Low-Profile Stacking)

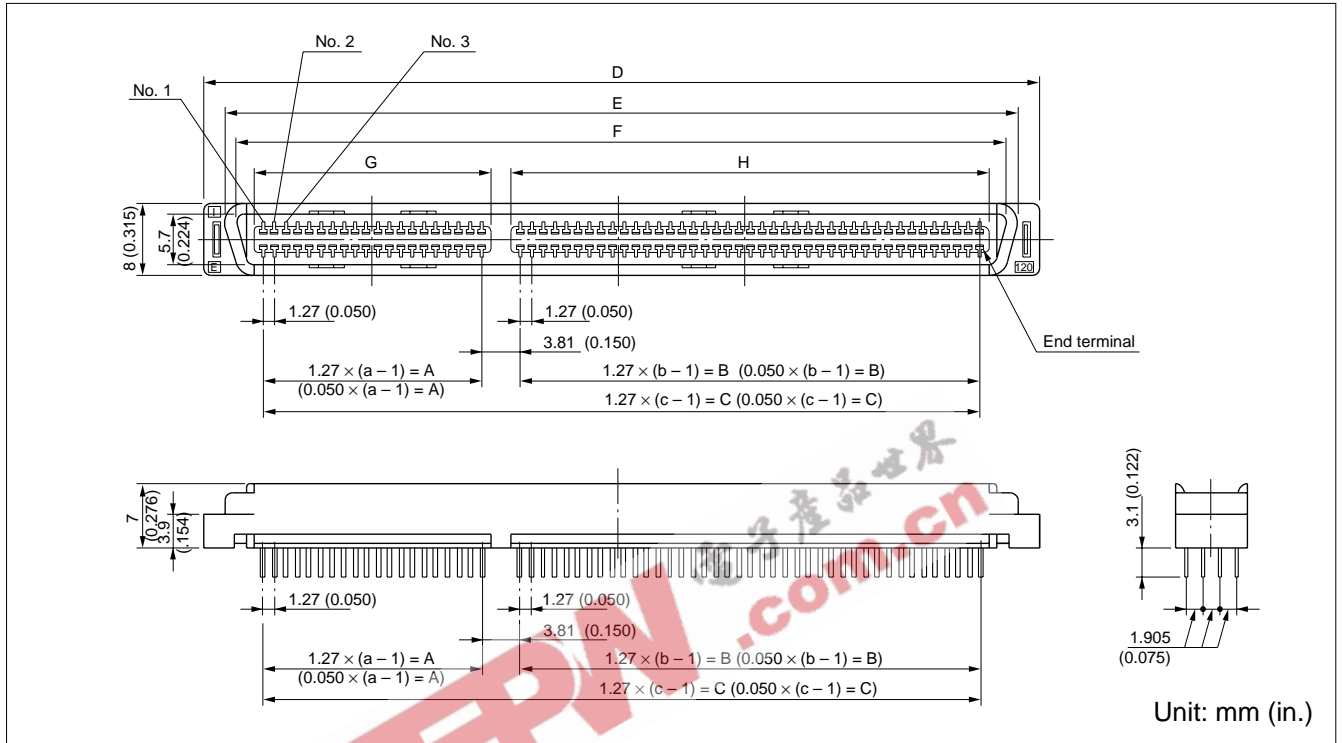
■ STACKING SPECIFICATIONS

Board interval (mm (in.))		8	9	10	11*	12	13	14
Mounting dimensions		 8 mm (0.315)	 9 mm (0.354)	 10 mm (0.394)	 11 mm (0.433)	 12 mm (0.472)	 13 mm (0.512)	 14 mm (0.551)
Part number	Plug	FCN-244Mxxx-G/0 Note: This plug is used for all dimensions. (Plug with a board lock: FCN-244Mxxx-G/A)						
	Socket	FCN-244Fxxx-G/0 FCN-244Fxxx-G/A	FCN-244Fxxx-G/1 FCN-244Fxxx-G/B	FCN-244Fxxx-G/2 FCN-244Fxxx-G/C	FCN-244Fxxx-G/3 FCN-244Fxxx-G/D	FCN-244Fxxx-G/4 FCN-244Fxxx-G/E	FCN-244Fxxx-G/5 FCN-244Fxxx-G/F	FCN-244Fxxx-G/6 FCN-244Fxxx-G/G

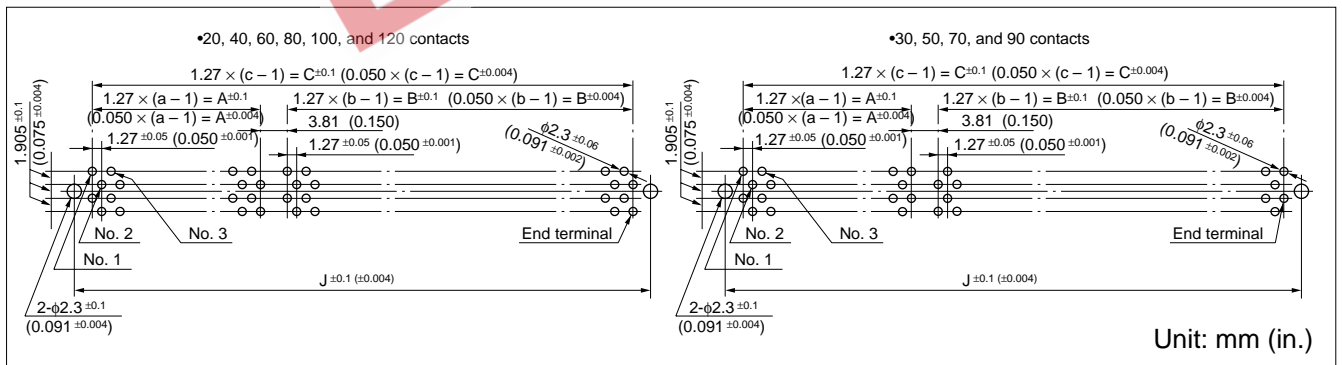

 EEPW.com.cn 电子产品世界

240 Series (Low-Profile Stacking)

STRAIGHT PLUG DIMENSIONS



MOUNTING HOLE LAYOUT (COMPONENT SIDE)



Connectors without a board lock do not require the mounting holes of 2-φ2.3 mm (0.091 in.) at both ends.

PART NUMBERS AND DIMENSIONS

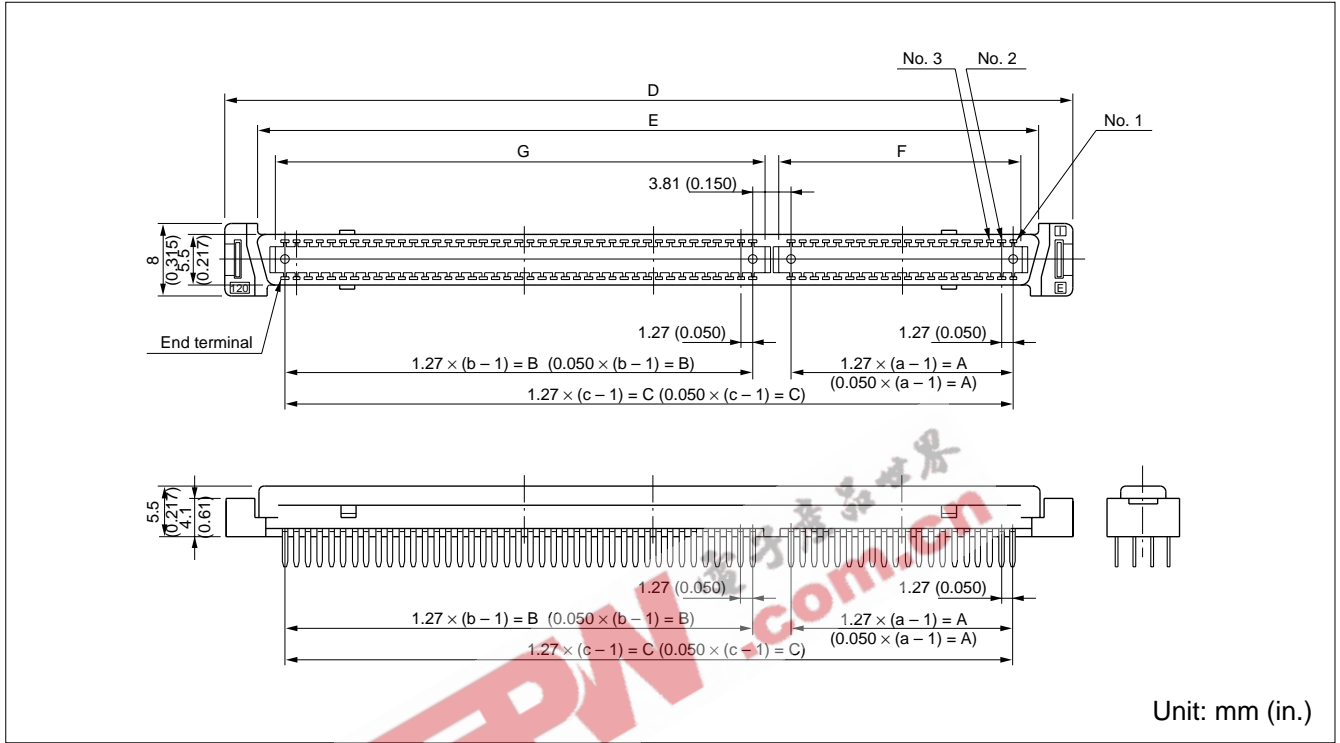
Number of contacts	Part number	Dimensions: mm (in.)											
		a	A	b	B	c	C	D	E	F	G	H	J
20	FCN-244M020-G/0	—	—	—	—	10(0.394)	11.43(0.450)	24.05(0.947)	19.27(0.759)	17.27(0.679)	13.43(0.680)	—	21.40(0.843)
30	FCN-244M030-G/0	—	—	—	—	15(0.591)	17.78(0.700)	30.40(1.197)	25.62(1.009)	23.62(0.929)	19.78(0.930)	—	27.75(1.093)
40	FCN-244M040-G/0	—	—	—	—	20(0.787)	24.13(0.950)	36.75(1.447)	31.97(1.259)	29.97(1.179)	26.13(1.180)	—	34.10(1.343)
50	FCN-244M050-G/0	—	—	—	—	25(0.984)	30.48(1.200)	43.10(1.697)	38.32(1.509)	36.32(1.429)	32.48(1.430)	—	40.45(1.593)
60	FCN-244M060-G/0	—	—	—	—	30(1.181)	36.83(1.450)	49.45(1.947)	44.67(1.759)	42.67(1.679)	38.83(1.680)	—	46.80(1.845)
70	FCN-244M070-G/0	—	—	—	—	35(1.378)	43.18(1.700)	55.80(2.197)	51.02(2.009)	49.02(1.929)	45.18(1.930)	—	53.15(2.093)
80	FCN-244M080-G/0	—	—	—	—	40(1.575)	49.53(1.950)	62.15(2.447)	57.37(2.259)	55.37(2.179)	51.53(2.180)	—	59.50(2.343)
90	FCN-244M090-G/0	—	—	—	—	45(1.772)	55.88(2.200)	68.50(2.697)	63.15(2.517)	61.62(2.425)	57.88(2.426)	—	65.85(2.593)
100	FCN-244M100-G/0	—	—	—	—	50(1.969)	62.23(2.450)	74.85(2.947)	70.07(2.759)	68.07(2.679)	64.23(2.680)	—	72.20(2.843)
120	FCN-244M120-G/0	20(0.787)	24.13(0.950)	40(1.575)	49.53(1.950)	—	77.47(3.050)	90.09(3.547)	85.31(3.359)	83.31(3.279)	79.93(3.280)	51.33(2.021)	87.44(3.443)

Connectors with board lock brackets are also available. Specify a part number by replacing -G/0 at the end with -G/A.

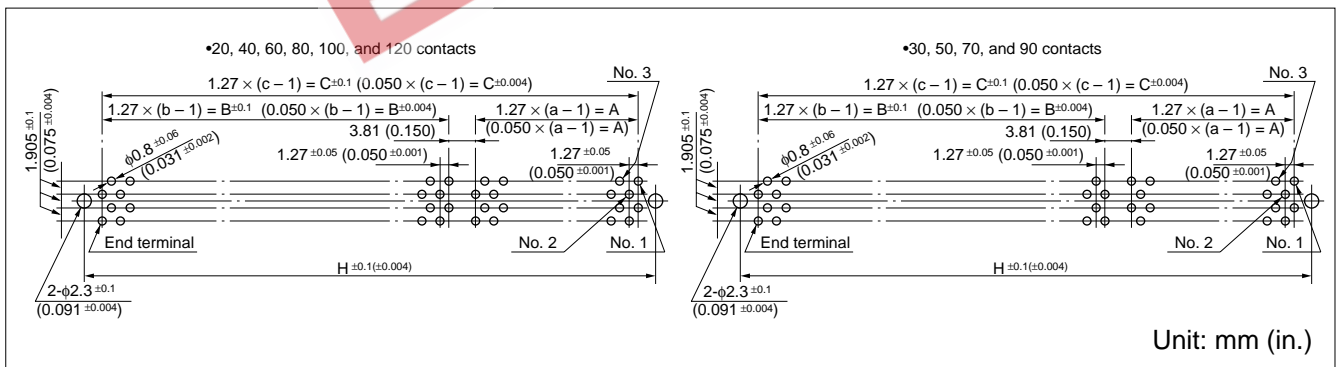
240 Series (Low-Profile Stacking)

STRAIGHT SOCKET [FOR BOARD INTERVAL OF 8 MM (0.315 IN.)]

■ DIMENSIONS



■ MOUNTING HOLE LAYOUT (COMPONENT SIDE)



Connectors without a board lock do not require the mounting holes of 2-φ2.3 mm (0.091 in.) at both ends.

■ PART NUMBERS AND DIMENSIONS

Number of contacts	Part number	Dimensions: mm (in.)										
		a	A	b	B	c	C	D	E	F	G	H
20	FCN-244F020-G/0	—	—	—	—	10(0.394)	11.43(0.450)	24.05(0.947)	16.77(0.759)	13.43(0.680)	—	21.40(0.843)
30	FCN-244F030-G/0	—	—	—	—	15(0.591)	17.78(0.700)	30.40(1.197)	23.12(1.009)	19.78(0.930)	—	27.75(1.093)
40	FCN-244F040-G/0	—	—	—	—	20(0.787)	24.13(0.950)	36.75(1.447)	29.47(1.259)	26.13(1.180)	—	34.10(1.343)
50	FCN-244F050-G/0	—	—	—	—	25(0.984)	30.48(1.200)	43.10(1.697)	35.82(1.509)	32.48(1.430)	—	40.45(1.593)
60	FCN-244F060-G/0	—	—	—	—	30(1.181)	36.83(1.450)	49.45(1.947)	42.17(1.759)	38.83(1.680)	—	46.80(1.845)
70	FCN-244F070-G/0	—	—	—	—	35(1.378)	43.18(1.700)	55.80(2.197)	48.52(2.009)	45.18(1.930)	—	53.15(2.093)
80	FCN-244F080-G/0	—	—	—	—	40(1.575)	49.53(1.950)	62.15(2.447)	54.87(2.259)	51.53(2.180)	—	59.50(2.343)
90	FCN-244F090-G/0	—	—	—	—	45(1.772)	55.88(2.200)	68.50(2.697)	61.22(2.759)	57.88(2.426)	—	65.85(2.593)
100	FCN-244F100-G/0	—	—	—	—	50(1.969)	62.23(2.450)	74.85(2.947)	67.57(2.759)	64.23(2.680)	—	72.20(2.843)
120	FCN-244F120-G/0	20(0.787)	24.13(0.950)	40(1.575)	49.53(1.950)	—	77.47(3.050)	90.09(3.547)	82.81(3.359)	25.93(3.280)	51.53(2.021)	87.44(3.443)

Connectors with board lock brackets are also available. Specify a part number by replacing -G/0 at the end with -G/A.

240 Series (Low-Profile Stacking)

Fujitsu Components International Headquarter Offices

Japan

Fujitsu Component Limited
Gotanda-Chuo Building
3-5, Higashigotanda 2-chome, Shinagawa-ku
Tokyo 141, Japan
Tel: (81-3) 5449-7010
Fax: (81-3) 5449-2626
Email: promothq@ft.ed.fujitsu.com
Web: www.fcl.fujitsu.com

North and South America

Fujitsu Components America, Inc.
250 E. Caribbean Drive
Sunnyvale, CA 94089 U.S.A.
Tel: (1-408) 745-4900
Fax: (1-408) 745-4970
Email: marcom@fcai.fujitsu.com
Web: www.fcai.fujitsu.com

Europe

Fujitsu Components Europe B.V.
Diamantlaan 25
2132 WV Hoofddorp
Netherlands
Tel: (31-23) 5560910
Fax: (31-23) 5560950
Email: info.marketing@fceu.fujitsu.com
Web: www.fceu.fujitsu.com

Asia Pacific

Fujitsu Components Asia Ltd.
102E Pasir Panjang Road
#04-01 Citilink Warehouse Complex
Singapore 118529
Tel: (65) 375-8560
Fax: (65) 273-3021
Email: fcal@fcal.fujitsu.com
www.fcal.fujitsu.com

© 2001 Fujitsu Components America, Inc. All company and product names are trademarks or registered trademarks of their respective owners. Rev. 09/2001

