

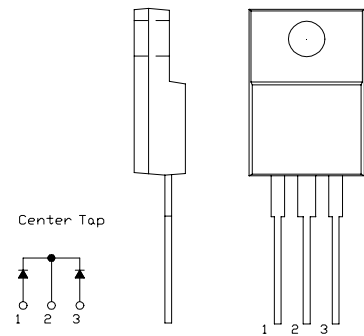
# FRD Type : FCU10B60

## OUTLINE DRAWING

For Power Factor Improvement High Frequency Rectification

### FEATURES

- \* Fully Molded Isolation
- \* Dual Diodes – Cathode Common
- \* Ultra – Fast Recovery
- \* Low Forward Voltage Drop
- \* High Surge Capability



### Maximum Ratings

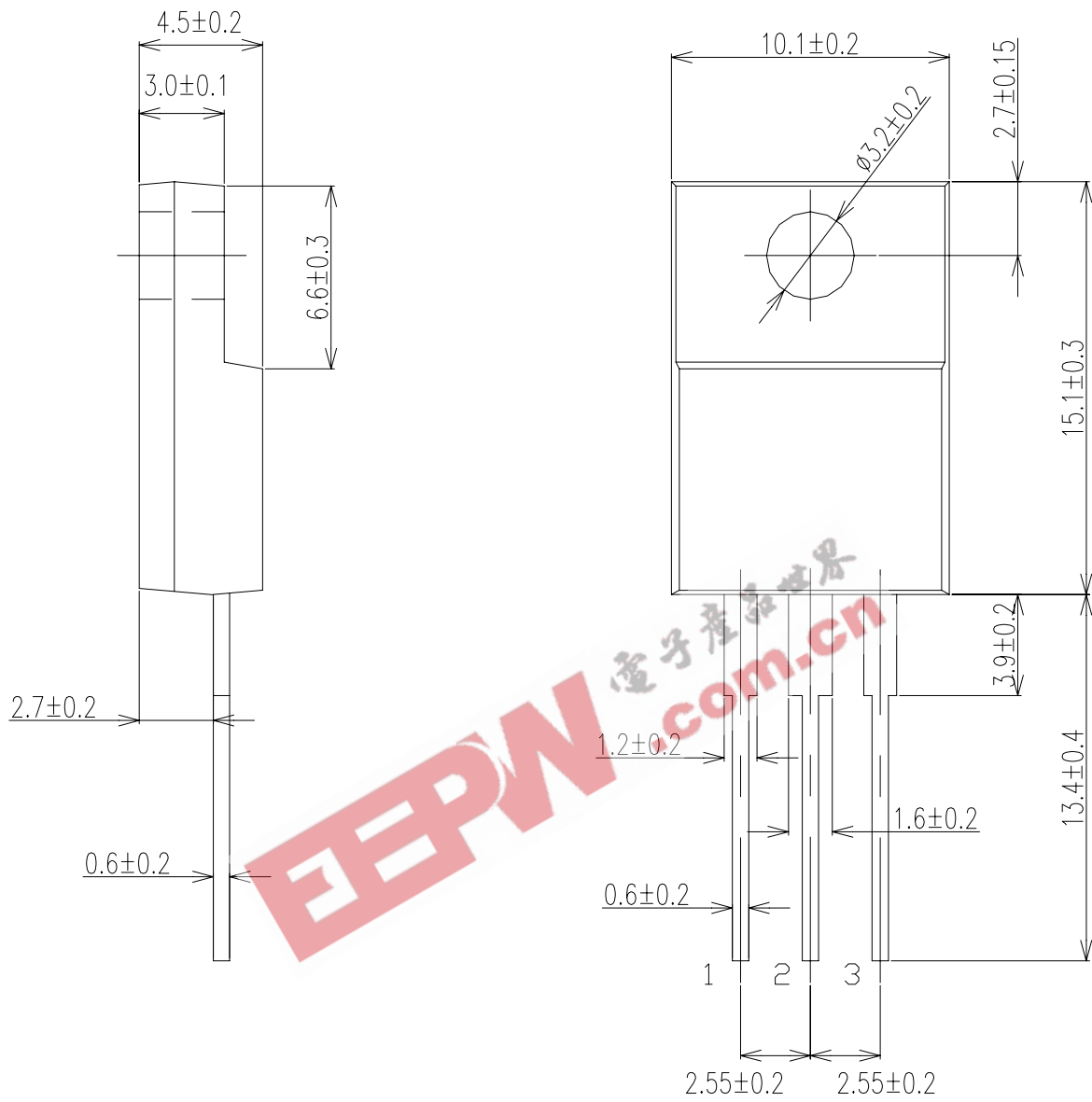
Approx Net Weight:1.75g

Rating	Symbol	FCU10B60		Unit
Repetitive Peak Reverse Voltage	$V_{RRM}$	600		V
Average Rectified Output Current	$I_O$	10	$T_c=77^\circ\text{C}$ 50 Hz, Full Sine Wave Resistive Load	A
RMS Forward Current	$I_{F(RMS)}$	11.1		A
Surge Forward Current	$I_{FSM}$	60	50 Hz Full Sine Wave, 1 cycle Non-repetitive	A
Operating Junction Temperature Range	$T_{jw}$	- 40 to + 150		$^\circ\text{C}$
Storage Temperature Range	$T_{stg}$	- 40 to + 150		$^\circ\text{C}$
Mounting torque		0.5	Recommended value	N•m

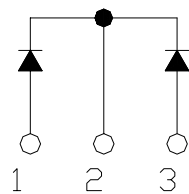
### Electrical • Thermal Characteristics

Characteristics	Symbol	Conditions	Min.	Typ.	Max.	Unit
Peak Reverse Current	$I_{RM}$	$T_j=25^\circ\text{C}, V_{RM}=V_{RRM}$ per Arm	-	-	30	$\mu\text{A}$
Peak Forward Voltage	$V_{FM}$	$T_j=25^\circ\text{C}, I_{FM}=5\text{A}$ per Arm	-	2.3	2.7	V
Reverse Recovery Time	$t_{rr}$	$I_{FM}=5\text{A}$ , $-di/dt=50\text{A}/\mu\text{s}$ , $T_a=25^\circ\text{C}$	-	19	30	ns
Thermal Resistance	$R_{th(j-c)}$	Junction to Case	-	-	3	$^\circ\text{C}/\text{W}$
	$R_{th(c-f)}$	Case to Fin	-	-	1.5	

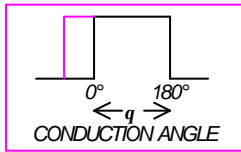
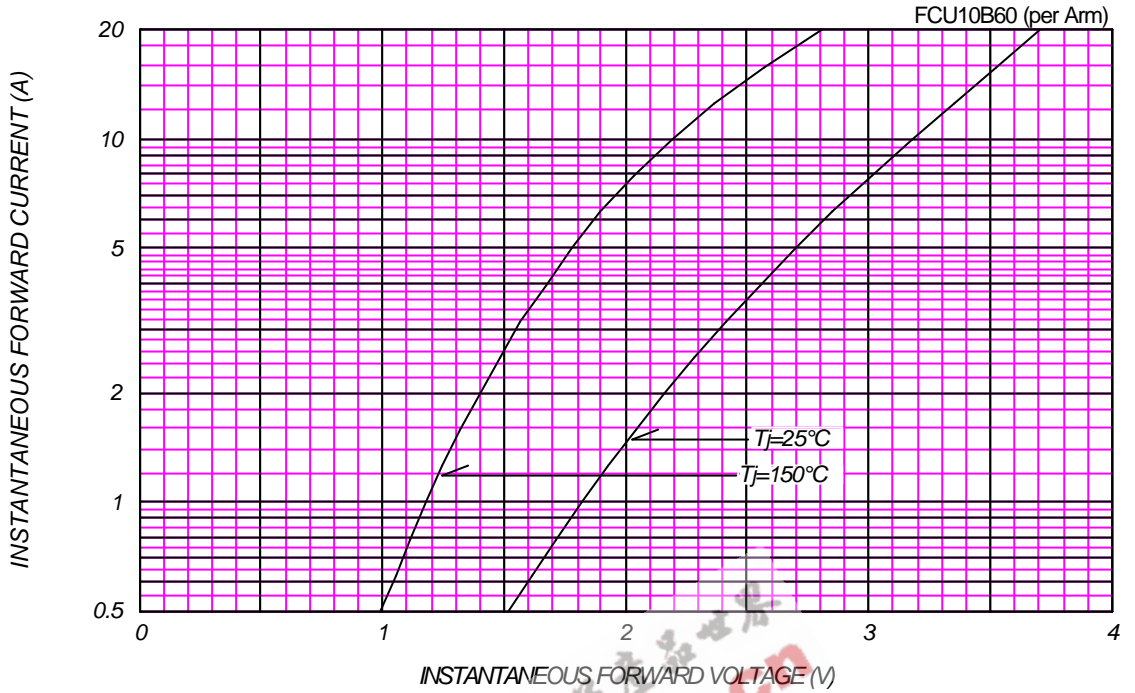
FCU\_B\_外形図 (mm)



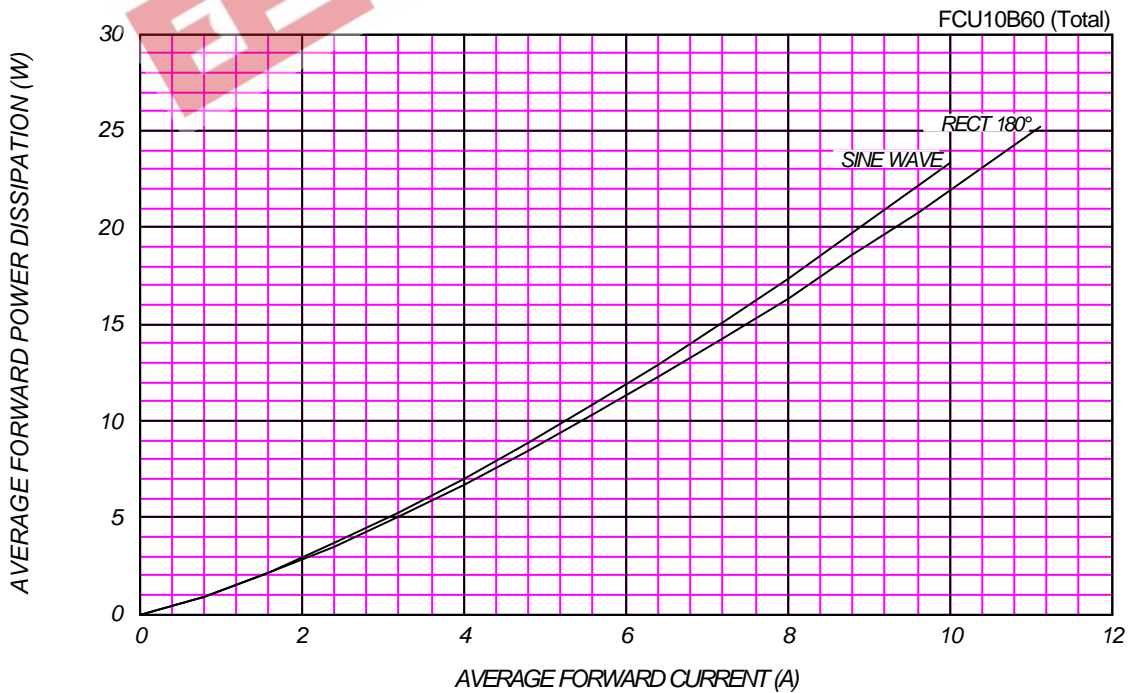
Center Tap

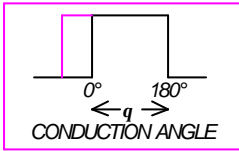


FORWARD CURRENT VS. VOLTAGE

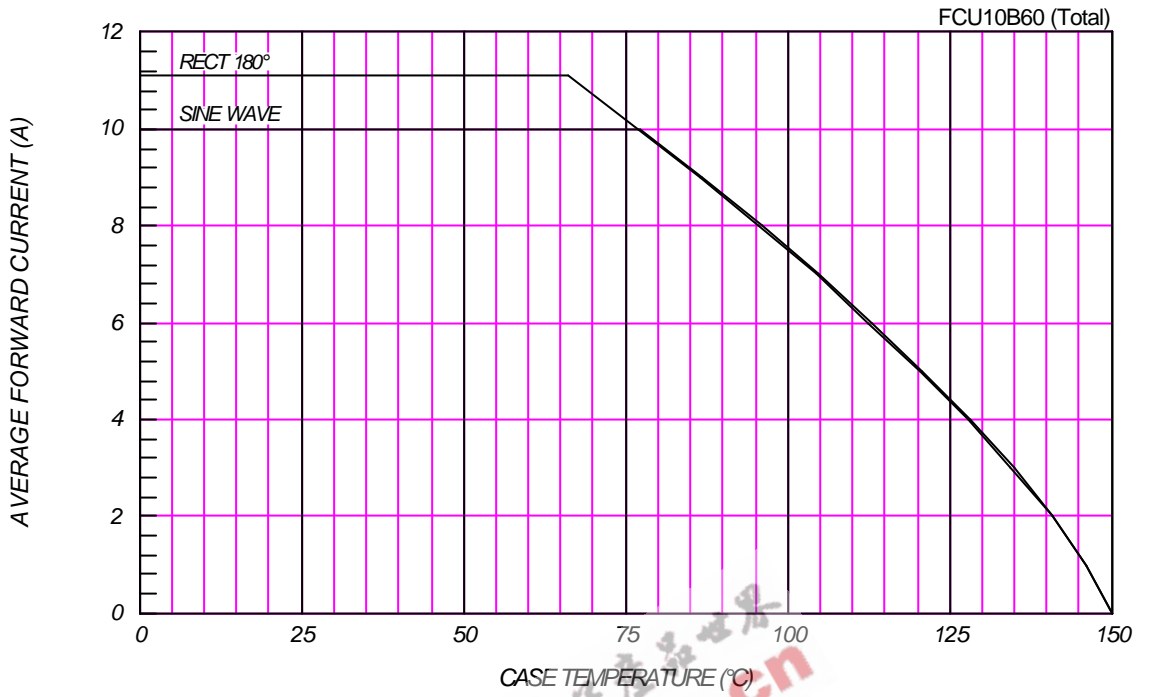


AVERAGE FORWARD POWER DISSIPATION

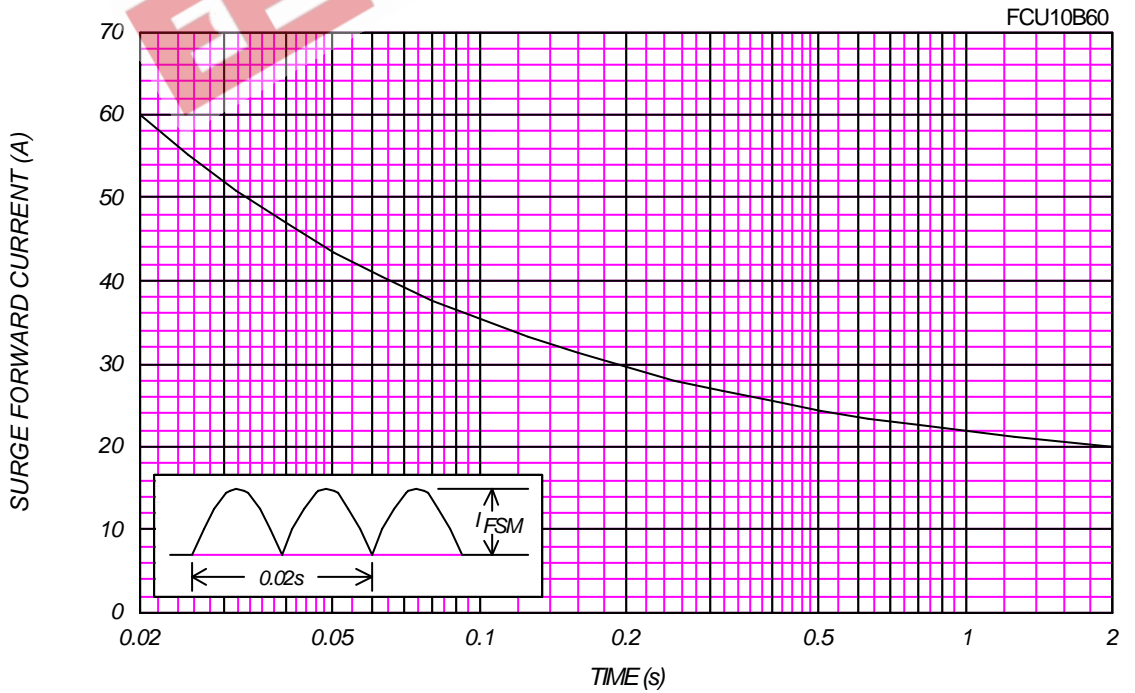




AVERAGE FORWARD CURRENT VS. CASE TEMPERATURE



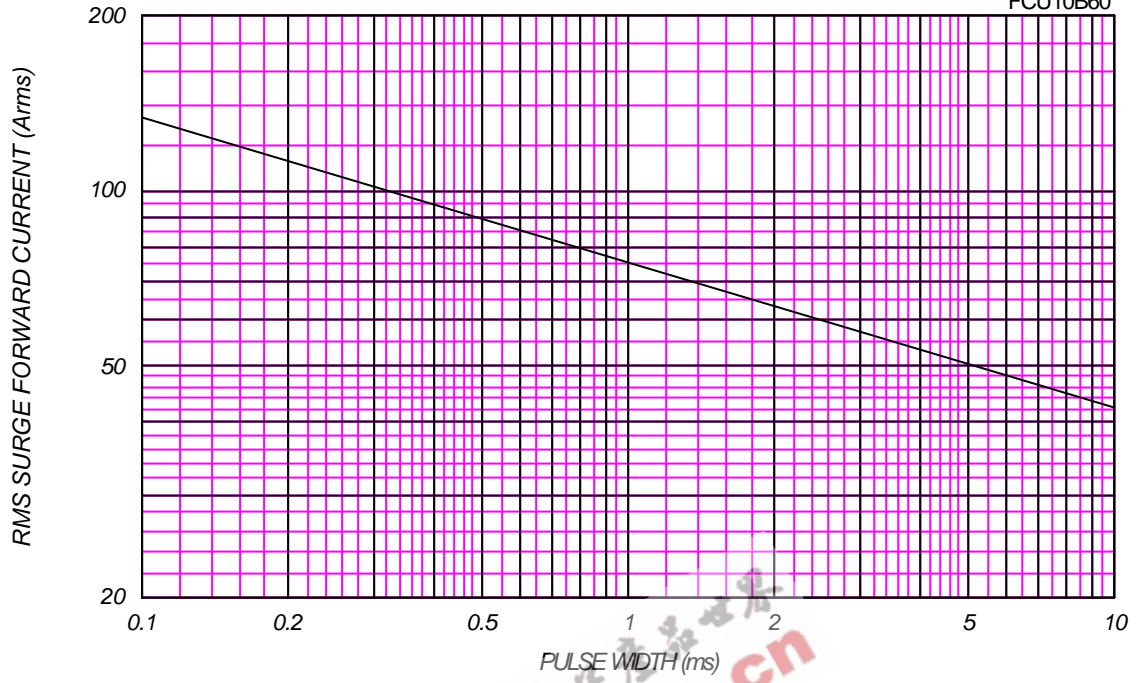
SURGE CURRENT RATINGS  
f=50Hz, Sine Wave, Non-Repetitive, No Load



### RMS SURGE CURRENT RATINGS

Ta=40°C, Non-Repetitive, No Load

FCU10B60



EEPW.com.cn 电子元件世界