

# FOR BOARD-TO-CABLE CONNECTION

## 240R SERIES

### FEATURES

- 1.27 mm (0.050 in.) pitch contact arrangement enables high-density mounting.
- Bellows contacts ensure stable contact preventing pins from bending. The bellows contacts also have excellent stability with repeated insertion and extraction.
- Cables and connectors are assembled by discrete wire IDC.
- Connectors on the cable side provide superb EMI shielding/ESD protection with an inner-metal and outer-plastic dual cover.
- Conforms to IEEE 1284.C Interface
- Tails are spaced in a four-row staggered arrangement (2.54 mm × 1.905 mm) (0.100 in. × 0.075 in.) for easy PC board design.



### SPECIFICATIONS

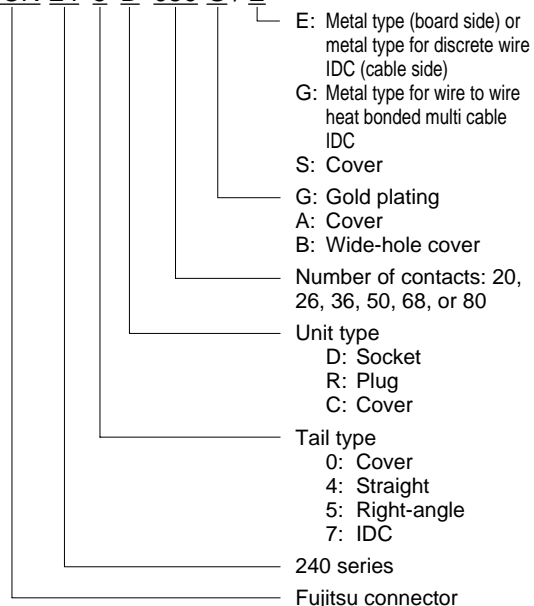
Item	Specifications
Operating temperature range	-55°C to +85°C
Current rating	DC 1 A
Voltage rating	AC 240 V
Contact resistance	50 mΩ max. (DC 20 mV, 10 mA)
Insulation resistance	1,000 MΩ min. (DC 500 V)
Dielectric withstand voltage	AC 750 V for 1 minute
Applicable wire	AWG #28 and #30 stranded wires with $\phi$ 0.5 to 0.65 mm (0.020 to 0.026 in.) insulation diameter

### MATERIALS

Item	Materials	
Insulator	Polyester (UL94V-0)	
Conductor	Copper alloy	
Plating	Contact	Gold plating
	Terminal	Palladium plating

### ORDERING CODE

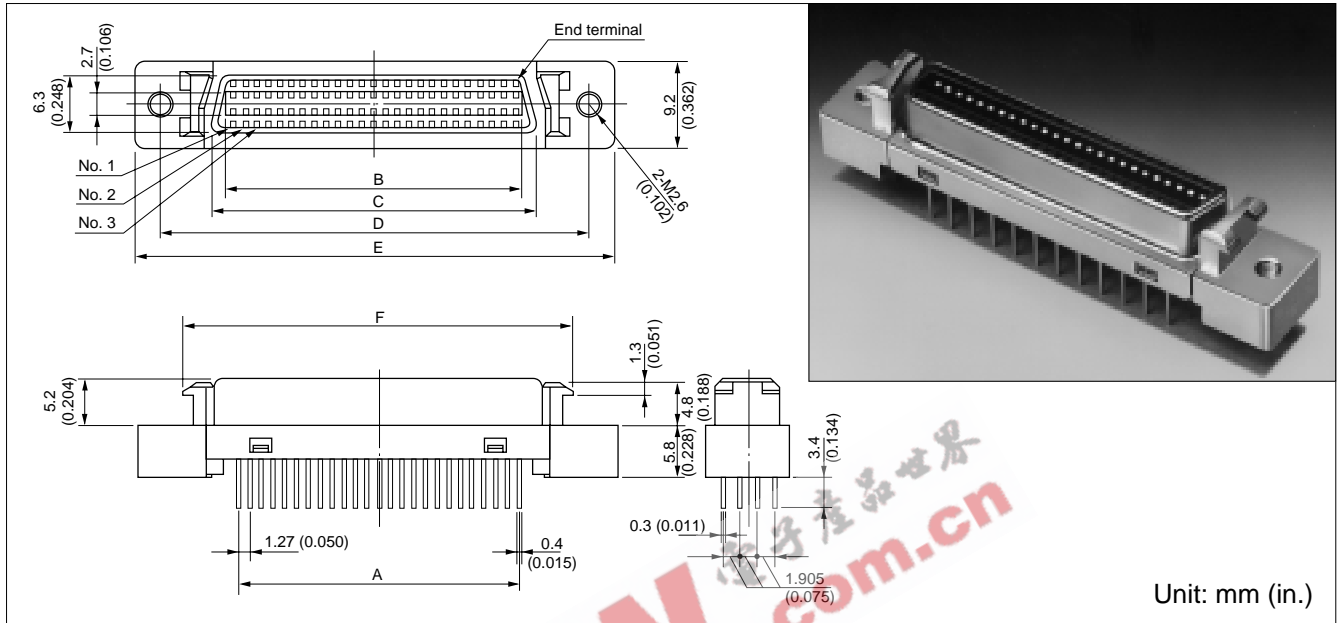
FCN-24 5 D 050-G / E



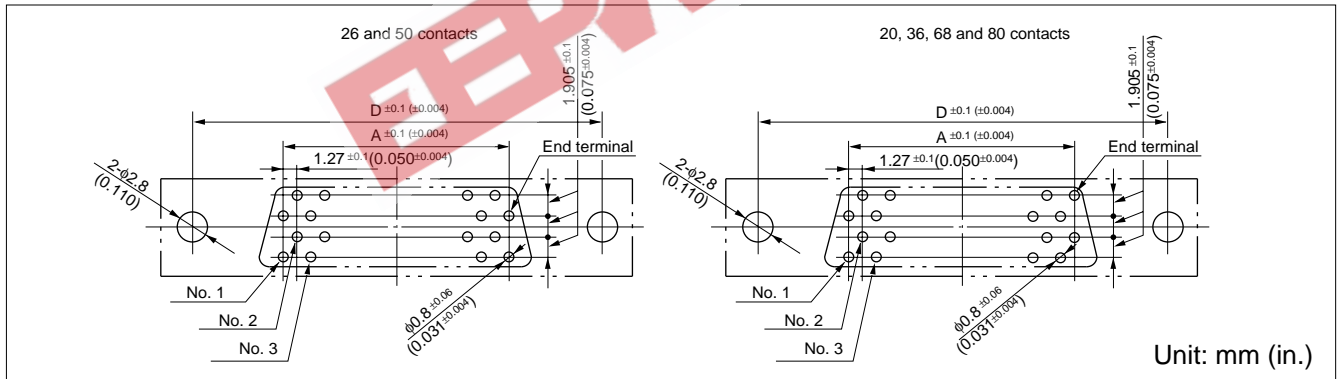
# 240R Series

## STRAIGHT SOCKET

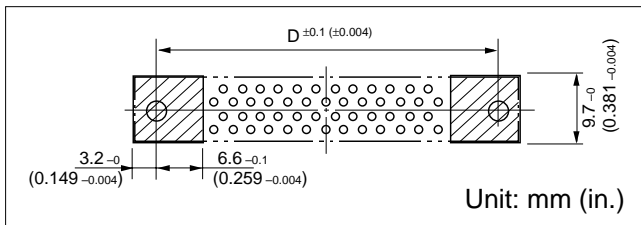
### ■ DIMENSIONS



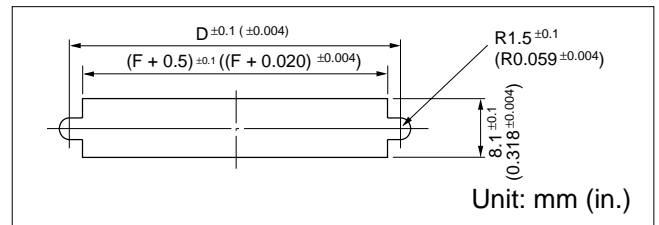
### ■ MOUNTING HOLE LAYOUT (COMPONENT SIDE)



### ■ PATTERN INHIBITED AREAS



### ■ RECOMMENDED PANEL DIMENSIONS



### ■ PART NUMBERS AND DIMENSIONS

Unit: mm (in.)

Number of contacts	Part number	A	B	C	D	E	F
20	FCN-244D020-G/E	11.43 (0.450)	13.45 (0.529)	16.45 (0.647)	27.45 (1.080)	33.35 (1.312)	23.30 (0.917)
26	FCN-244D026-G/E	15.24 (0.600)	17.26 (0.679)	20.26 (0.797)	31.26 (1.231)	37.16 (1.462)	27.11 (1.067)
36	FCN-244D036-G/E	21.59 (0.850)	23.61 (0.929)	26.61 (1.047)	37.61 (1.480)	43.51 (1.712)	33.46 (1.317)
50	FCN-244D050-G/E	30.48 (1.200)	32.50 (1.279)	35.50 (1.397)	46.50 (1.830)	52.40 (2.062)	42.35 (1.667)
68	FCN-244D068-G/E	41.91 (1.650)	43.93 (1.729)	46.93 (1.847)	57.93 (2.280)	63.83 (2.512)	53.78 (2.117)
80	FCN-244D080-G/E	49.53 (1.950)	51.55 (2.029)	54.55 (2.147)	65.55 (2.580)	71.45 (2.812)	61.40 (2.417)

# 240R Series

## Fujitsu Components International Headquarter Offices

### Japan

Fujitsu Component Limited  
Gotanda-Chuo Building  
3-5, Higashigotanda 2-chome, Shinagawa-ku  
Tokyo 141, Japan  
Tel: (81-3) 5449-7010  
Fax: (81-3) 5449-2626  
Email: [promothq@ft.ed.fujitsu.com](mailto:promothq@ft.ed.fujitsu.com)  
Web: [www.fcl.fujitsu.com](http://www.fcl.fujitsu.com)

### North and South America

Fujitsu Components America, Inc.  
250 E. Caribbean Drive  
Sunnyvale, CA 94089 U.S.A.  
Tel: (1-408) 745-4900  
Fax: (1-408) 745-4970  
Email: [marcom@fcai.fujitsu.com](mailto:marcom@fcai.fujitsu.com)  
Web: [www.fcai.fujitsu.com](http://www.fcai.fujitsu.com)

### Europe

Fujitsu Components Europe B.V.  
Diamantlaan 25  
2132 WV Hoofddorp  
Netherlands  
Tel: (31-23) 5560910  
Fax: (31-23) 5560950  
Email: [info@fceu.fujitsu.com](mailto:info@fceu.fujitsu.com)  
Web: [www.fceu.fujitsu.com](http://www.fceu.fujitsu.com)

### Asia Pacific

Fujitsu Components Asia Ltd.  
102E Pasir Panjang Road  
#04-01 Citilink Warehouse Complex  
Singapore 118529  
Tel: (65) 6375-8560  
Fax: (65) 6273-3021  
Email: [fcal@fcal.fujitsu.com](mailto:fcal@fcal.fujitsu.com)  
[www.fcal.fujitsu.com](http://www.fcal.fujitsu.com)

© 2005 Fujitsu Components America, Inc. All company and product names are trademarks or registered trademarks of their respective owners. Rev. 01/17/2005.

EEPW 电子产品世界  
.com.cn