

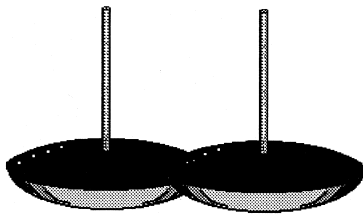


Data Sheet

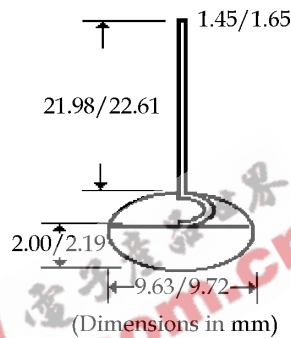
20 & 30 Amp AUTOMOTIVE DISH RECTIFIERS

FDR20/3001 . . . 20/3004 Series

Description



Mechanical Dimensions



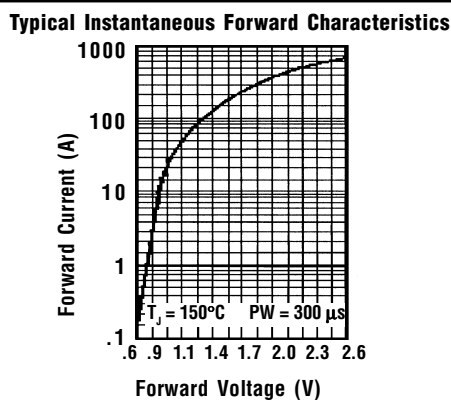
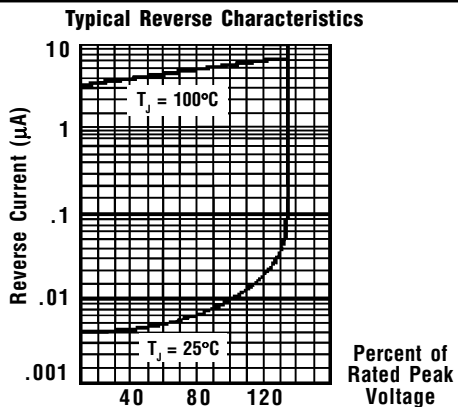
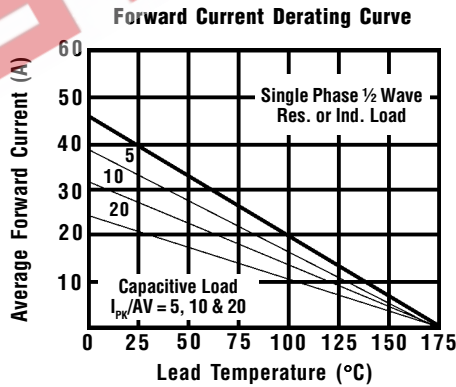
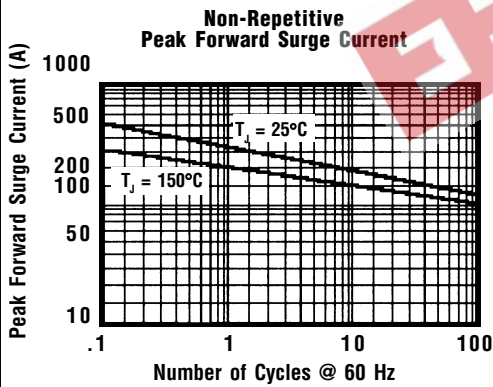
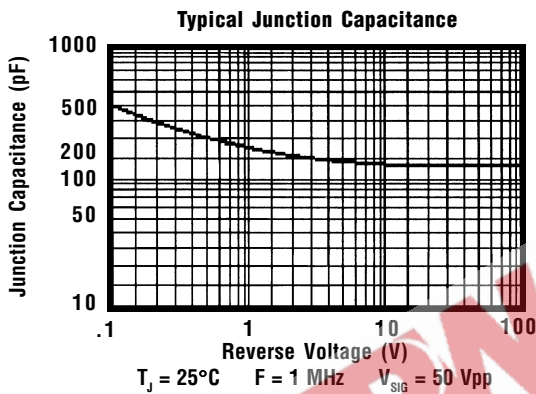
Features

- LOW COST
- HIGH SURGE CAPABILITY
- DIFFUSED JUNCTION
- LOW LEAKAGE CURRENT
- HIGH TEMPERATURE CAPABILITY
- MEETS UL SPECIFICATION 94V-0

FDR20/3001 . . . 20/3004 Series					Units
Maximum Ratings	FDR20/3001	FDR20/3002	FDR20/3003	FDR20/3004	
Peak Repetitive Reverse Voltage... V_{RRM}	100	200	300	400	Volts
RMS Reverse Voltage... $V_{R(rms)}$	70	140	210	280	Volts
DC Blocking Voltage... V_{DC}	100	200	300	400	Volts
Average Forward Rectified Current... $I_{F(av)}$ $T_A = 55^\circ\text{C}$ (Note 3)	25/35				Amps
Non-Repetitive Peak Forward Surge Current... I_{FSM} @ Rated Current & Temp	400/500				Amps
Operating & Storage Temperature Range... T_J, T_{STRG}	-65 to 175				$^\circ\text{C}$
Electrical Characteristics					
Maximum Forward Voltage @ 80A... V_F	1.15				Volts
Maximum DC Reverse Current... I_R @ Rated DC Blocking Voltage	25 $^\circ\text{C}$	2.0			μAmps
	150 $^\circ\text{C}$	250			μAmps
Typical Junction Capacitance... C_J (Note 1)	< 200 >		< 300 >		pF
Typical Thermal Resistance... $R_{\theta JA}$ (Note 2)	0.8				$^\circ\text{C/W}$
Typical Reverse Recovery Time... t_{RR}	3.0				μs

**20 & 30 Amp
AUTOMOTIVE DISH RECTIFIERS**

FDR20/3001 . . . 20/3004 Series



Ratings at 25 Deg. C ambient temperature unless otherwise specified.

Single Phase Half Wave, 60 Hz Resistive or Inductive Load.

For Capacitive Load, Derate Current by 20%.

- NOTES:** 1. Measured @ 1 MHz and applied reverse voltage of 4.0V.
2. Thermal Resistance Junction to Ambient, Jedec Method.
3. When Mounted to heat sink, from body.