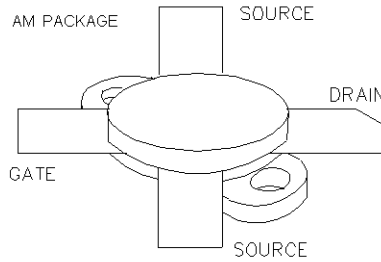




General Description

Silicon VDMOS and LDMOS transistors designed specifically for broadband RF applications. Suitable for Military Radios, Cellular and Paging Amplifier Base Stations, Broadcast FM/AM, MRI, Laser Driver and others.

"Polyfet"TM process features gold metal for greatly extended lifetime. Low output capacitance and high F_t enhance broadband performance



PATENTED GOLD METALIZED SILICON GATE ENHANCEMENT MODE RF POWER VDMOS TRANSISTOR

**150 Watts Single Ended
Package Style AM**

**HIGH EFFICIENCY, LINEAR,
HIGH GAIN, LOW NOISE**

ABSOLUTE MAXIMUM RATINGS (TC = 25 °C)

Total Device Dissipation	Junction to Case Thermal Resistance	Maximum Junction Temperature	Storage Temperature	DC Drain Current	Drain to Gate Voltage	Drain to Source Voltage	Gate to Source Voltage
250 Watts	0.8 °C/W	200 °C	-65 °C to 150 °C	10 A	150 V	150V	30V

RF CHARACTERISTICS (150WATTS OUTPUT)

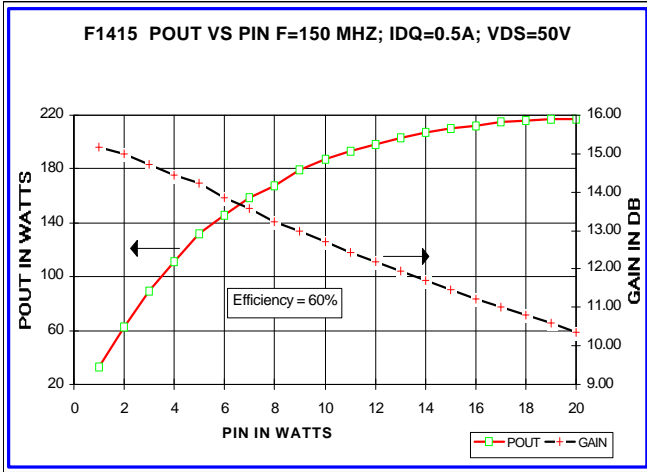
SYMBOL	PARAMETER	MIN	TYP	MAX	UNITS	TEST CONDITIONS
Gps	Common Source Power Gain	13			dB	Idq = 0.6 A, Vds = 50.0V, F = 150 MHz
η	Drain Efficiency		65		%	Idq = 0.6 A, Vds = 50.0V, F = 150 MHz
VSWR	Load Mismatch Toleranc			20:1	Relative	Idq = 0.6 A, Vds = 50.0V, F = 150 MHz

ELECTRICAL CHARACTERISTICS (EACH SIDE)

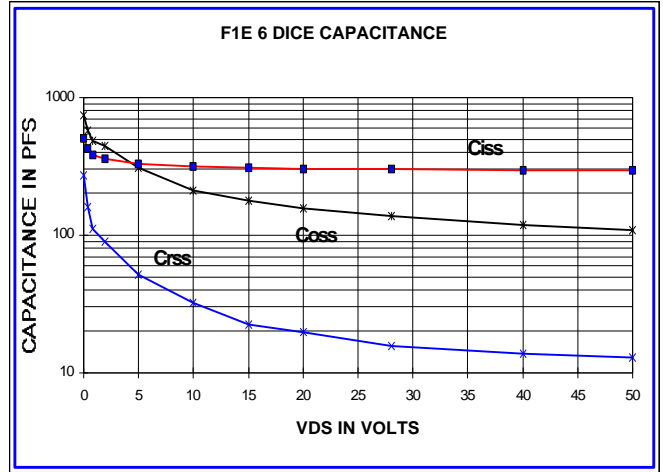
SYMBOL	PARAMETER	MIN	TYP	MAX	UNITS	TEST CONDITIONS
Bvdss	Drain Breakdown Voltag	125			V	Ids = 0.1 A, Vgs = 0V
Idss	Zero Bias Drain Curren			12	mA	Vds = 50.0 V, Vgs = 0V
Igss	Gate Leakage Curren			1	uA	Vds = 0 V, Vgs = 30V
Vgs	Gate Bias for Drain Curren	1		7	V	Ids = 0.15 A, Vgs = Vds
gM	Forward Transconductanc		4.8		Mho	Vds = 10V, Vgs = 5V
Rdson	Saturation Resistanc		0.25		Ohm	Vgs = 20V, Ids = 10A
Idsat	Saturation Curren		28.8		Amp	Vgs = 20V, Vds = 10V
Ciss	Common Source Input Capacitanc		270		pF	Vds = 50.0 V, Vgs = 0V, F = 1 MHz
Crss	Common Source Feedback Capacitanc		13.2		pF	Vds = 50.0 V, Vgs = 0V, F = 1 MHz
Coss	Common Source Output Capacitanc		120		pF	Vds = 50.0 V, Vgs = 0V, F = 1 MHz

F1415

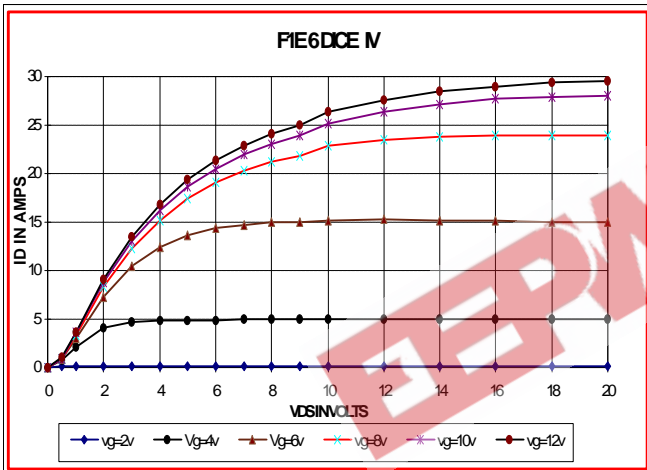
POUT VS PIN GRAPH



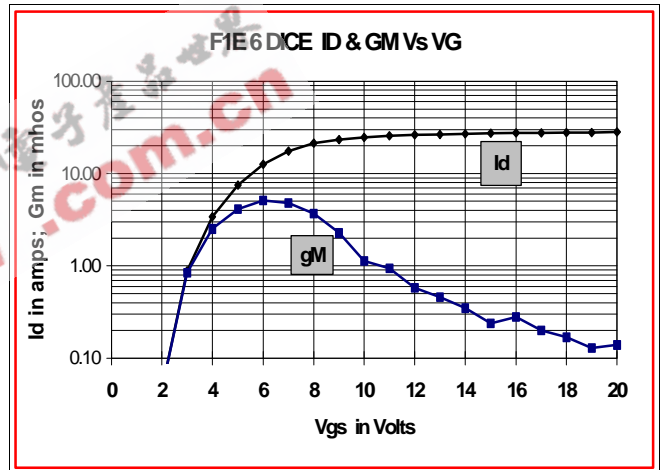
CAPACITANCE VS VOLTAGE



IV CURVE



ID AND GM VS VGS



S11 AND S22 SMITH CHART

PACKAGE DIMENSIONS IN INCHES

