


### SERIES F10

#### FEATURES

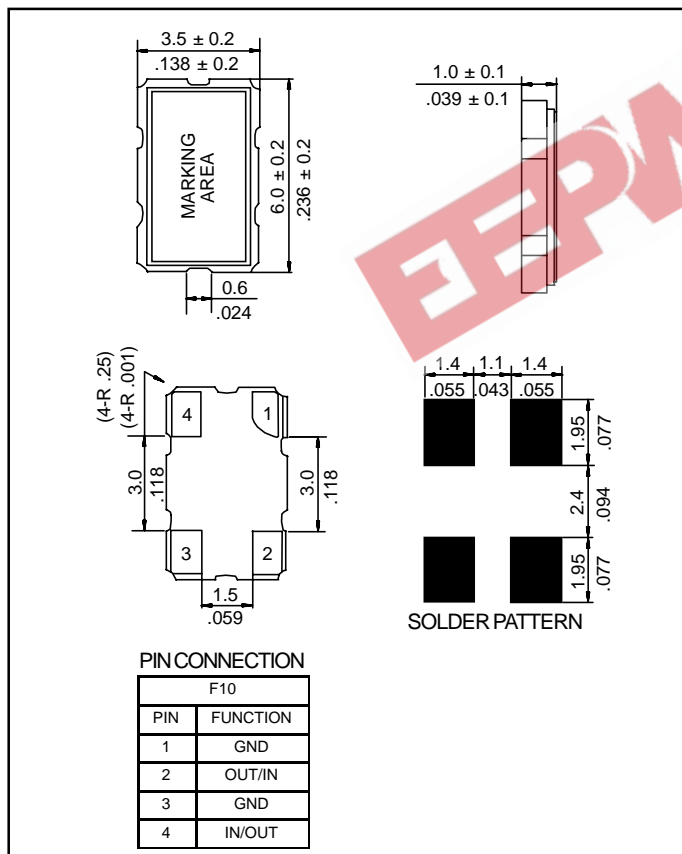
- 1.1 mm MAXIMUM HEIGHT
- EXCELLENT STABILITY OVER TEMPERATURE
- TAPE AND REEL PACKAGING

#### SPECIFICATIONS

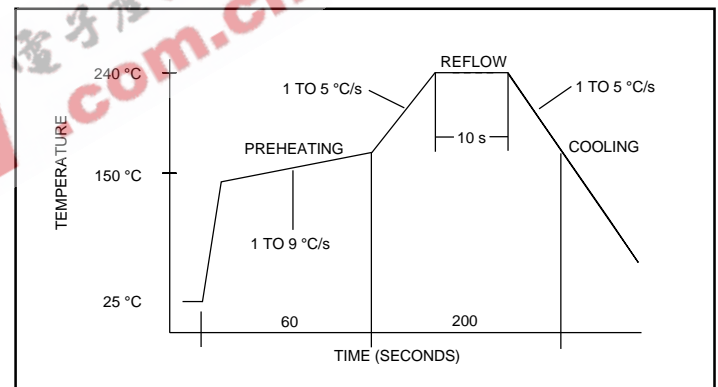
FREQUENCY RANGE	20.00 MHz TO 45.00 MHz
PASS BANDWIDTH AT 3dB	± 10 KHz MIN
ATTENUATION BANDWIDTH AT 10dB	± 25 KHz MAX
RIPPLE	0.5 dB MAX
INSERTION LOSS	2.0 dB MAX
GUARANTEED ATTENUATION	AT Fo - 910 KHz 70 dB MIN
TERMINAL IMPEDANCE	SPECIFIC TO PRODUCT MODEL
OPERATING TEMP. RANGE	-20°C TO +70°C



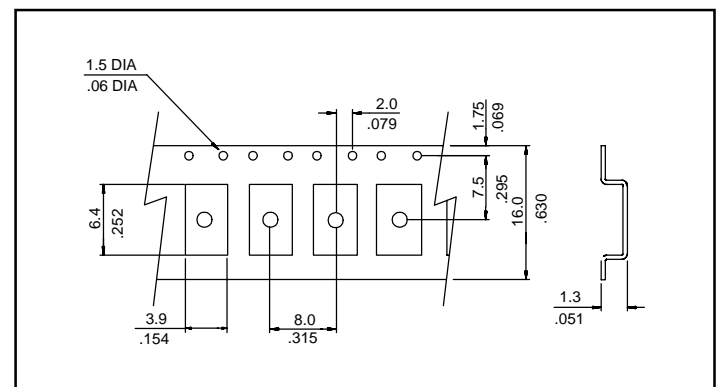
#### OUTLINE DRAWING



#### SOLDER REFLOW PROFILE



#### CARRIER TAPE DIMENSIONS



#### PACKAGING

180 mm REEL DIAMETER, 16 mm TAPE WIDTH, 8 mm PITCH  
 QUANTITY: 1000 PIECES PER REEL

#### PART NUMBERING SYSTEM

SERIES	-	FREQUENCY	MODE	PASS BANDWIDTH	POLES
F10		IN MHz	F: FUNDAMENTAL M: THIRD OVERTONE	±10 KHz = 20	A = 2 POLES

EXAMPLE: F10-21.4-T