
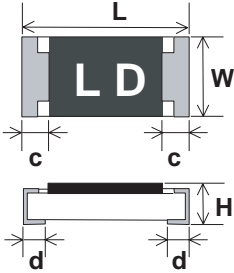


No. FCD06 / 0603

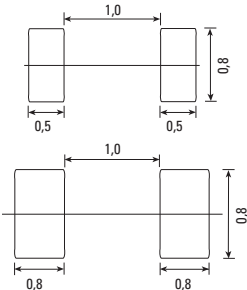
This product is not recommended for new designs. Please refer to Littelfuse No. 467.



Dimensions



Pad Layout (mm)



Reflow

Wave

Dimensions (mm)						
size	L	W	H	c	d	
FCD06	0603	1.6±0.1	0.8 ^{+0.15} _{-0.05}	0.45±0.10	0.3±0.15	0.3±0.1

Limits for Pre-arcing Time	
Rated Current	2.5 x I _N
250mA ... 5.0A	< 5s



Permissible continuous operating current is ≤ 80% of rated current at ambient temperature of 23°C (73.4°F).								
Rated Current	Amp Code	Voltage Rating	Breaking Capacity	Voltage Drop 1.0 x I _N typ. (mV)	Cold Resistance 0.1 x I _N max. (mΩ)	Melting Integral 10 x I _N typ. (A ² s)	Marking	Approvals cULus
250mA	0250	32V		209	1000	2.88x10 ⁻⁴	CD	•
315mA	0315	32V		207	750	4.00x10 ⁻⁴	DD	•
400mA	0400	32V		126	330	4.32x10 ⁻⁴	ED	•
500mA	0500	32V		124	280	5.50x10 ⁻⁴	FD	•
630mA	0630	32V		126	200	1.23x10 ⁻³	ID	•
800mA	0800	32V		97	130	1.41x10 ⁻³	KD	•
1.00A	1100	32V		107	110	2.00x10 ⁻³	LD	•
1.25A	1125	32V	35A / 32VDC	98	85	6.40x10 ⁻³	MD	•
1.60A	1160	32V		107	70	1.56x10 ⁻²	ND	•
2.00A	1200	32V		105	55	4.16x10 ⁻²	SD	•
2.50A	1250	32V		109	45	8.00x10 ⁻²	TD	•
3.15A	1315	24V		88	26	1.70x10 ⁻¹	UD	•
4.00A	1400	24V	35A / 24VDC	90	19	4.10x10 ⁻¹	XD	•
5.00A	1500	24V		70	14	5.80x10 ⁻¹	YD	p

Order Information

Qty.	Order-Number	Type	Amp Code	Packaging
		FCD06		

Specifications are subject to change without notice

UL 248-14, 32V/24V, F

Time-Current Characteristic
Quick Acting (F)

Applicable Standard
IEC 60127-4
UL 248-14

Approvals
cULus Recognized

Features

Excellent for overcurrent protection of miniature portable equipment
very low internal resistance
Flame resistant ceramic substrate
Internationally approved

WebLinks

Further infos see:
www.wickmanngroup.com

Further application infos see Fuseology:

www.wickmann.com/download/fuseology.pdf

Specifications

Packaging

TP: Paper Tape (5000 pcs.)
Reel diameter 18 cm
Tape width 8 mm

Material

Housing Ceramic / Glass
Terminals Sn plated

Operating Temperature

-55 to +125°C

Solderability

235°C, 2 sec.
At least 95% of the terminal surface must be covered by new solder

Soldering Heat Resistance

260°C, 10 sec. / 280°C, 5 sec.
No visible damage. Meet electrical requirement

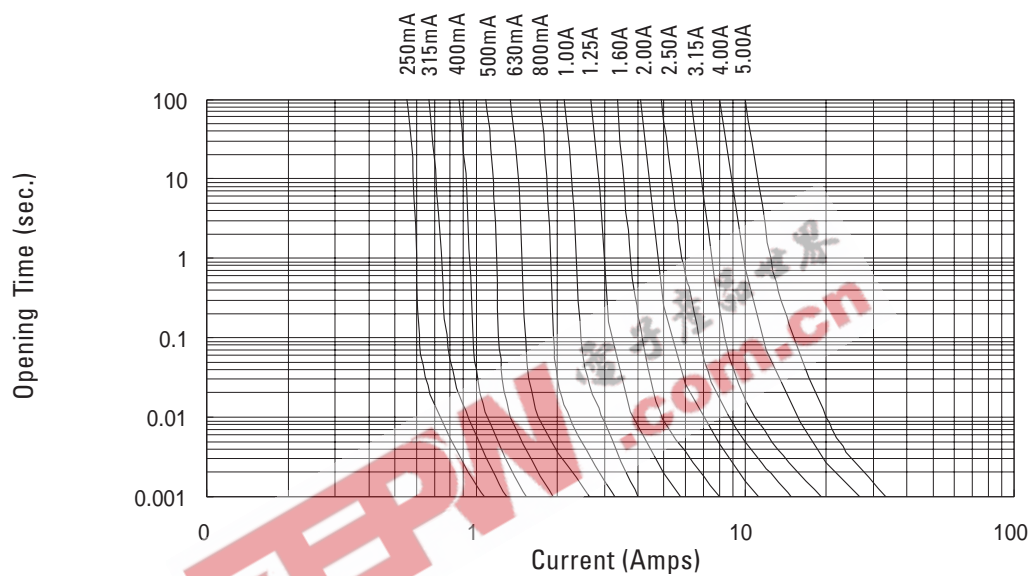
Marking

Code for rated current

Unit Weight

2 mg

0603 / No. FCD06 Time-Current-Characteristics



Thermal Derating

