



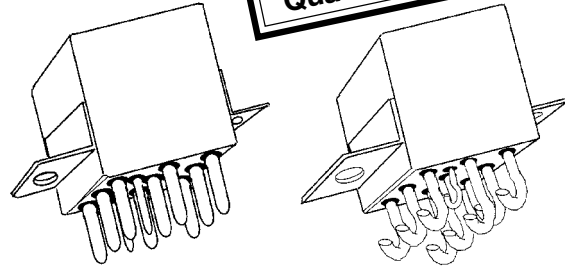
SERIES
FCA-325

Tyco Electronics Mid-Range Military/Aerospace Relays

25 AMPERES, 3PDT

- HERMETICALLY SEALED
- ALL WELDED CONSTRUCTION
- BALANCED FORCE
- PERMANENT MAGNET DRIVE
- CONTACTS: SILVER CADMIUM OXIDE WITH GOLD PLATING
- COILS FOR DC, 50 TO 400Hz AND 400Hz AC
- WEIGHT 2.89 OUNCES MAX. (82 GRAMS)

QPL APPROVED
Qualified to MIL-R-83536



The Series FCA-325 relay is a polarized single-side stable design, where the flux from a permanent magnet provides the armature holding force in the deactivated state, and its flux path is switched and combined with the coil flux in the operated state. This results in appreciably increased contact pressure in both states over that of a spring return nonpolar design. We also manufacture other versions of this relay:

FCA-125: 25 AMP SPDT RELAY

FCAC-325: 25 AMP 3PST RELAY WITH 2 AMP SPDT AUXILIARY CONTACTS

CONTACT RATING-AMPERES

Ratings Are Continuous Duty

TYPE OF LOAD	LIFE (MIN.) CYCLES X 10 ³	28 VDC	115VAC 400HZ	115/200VAC 400Hz-3Ø	115/200VAC 60Hz-3Ø *
Resistive	50	25	25	25	2.5
Inductive	10	12	-	-	2.5
Inductive	20	-	15	15	-
Motor	50	10	10	10	2.0
Lamp	50	5	5	5	1.0
* 60 Hz LOADS RATED FOR 10,000 OPERATIONS					

OVERLOAD CURRENT 50 AMPS DC, 80 AMPS 400HZ
 RUPTURE CURRENT 60 AMPS DC, 100 AMPS 400HZ
 CONTACT MAKE BOUNCE 1 MILLISECOND AT NOMINAL VOLTAGE
 MAX. CONTACT DROP AT 25 AMPS: INITIAL 0.150 VOLTS.
 END OF LIFE 0.175 VOLTS



Tyco Electronics Mid-Range Military/Aerospace Relays

25 AMPERES, 3PDT

COIL DATA

COIL CODE	NOMINAL VOLTAGES	FREQ. HZ	DC RES. AC AMPS (B)	OVER TEMPERATURE RANGE		
				PICKUP OR BELOW VOLTS	DROPOUT OR ABOVE VOLTS	MUST HOLD VOLTAGE (C)
1	6	DC	18 Ω	4.5	0.3	2.5
2	12	DC	70 Ω	9.0	0.75	4.5
3	28	DC	290 Ω	18.0	1.5	7.0
4 (A)	28	DC	290 Ω	18.0	1.5	7.0
5	48	DC	865 Ω	32.0	2.5	14.0
6	28	400HZ	225 mA	22.0	1.25	10.0
7	28	50/400Hz	120 mA	22.0	1.25	10.0
8	115	400 Hz	40 mA	90.0	5.0	40.0
9	115	50/400Hz	30 mA	95.0	5.0	40.0

- A. CODE 4 COILS HAVE BACK EMF SUPPRESSION TO 42 VOLTS MAX.
 B. DC COIL RESISTANCE ± 10% AT 25°C; AC COIL MAX. CURRENT AT NOMINAL VOLTAGE.
 C. RELAY WILL STAY IN PICKED-UP STATE DOWN TO MUST HOLD VOLTAGES SHOWN.
 D. MAX. OVER-VOLTAGE: 6 & 12 VDC COILS 120% OF NOMINAL; ALL OTHERS 110% OF NOMINAL.
 E. COILS AVAILABLE FOR OTHER VOLTAGES AND FOR AC 50/60HZ.
 NOTE: Only DC Coil Models are QPL Approved.

GENERAL SPECIFICATIONS

TEMPERATURE RATING:	-70°C TO + 125°C
ALTITUDE:	300,000 FEET
SHOCK:*	Z, Y, & V ENCLOSURES 200 g FOR 6 mS W, X & M ENCLOSURES 100 g FOR 6 mS
VIBRATION, SINUSOIDAL:*	Z, Y, & V ENCLOSURES 30 g 33-3000Hz W, X & M ENCLOSURES 20 g 33-3000Hz
VIBRATION, RANDOM: *	Z, Y, & V ENCLOSURES 0.4 g ² /Hz 50-2000Hz W, X & M ENCLOSURES 0.2 g ² /Hz 50-2000Hz
DIELECTRIC STRENGTH AT SEA LEVEL:	ALL CIRCUITS TO GROUND AND CIRCUIT TO CIRCUIT. 1250 V rms COIL TO GROUND 1000 V rms
DIELECTRIC STRENGTH AT 80,000 FEET:	350 V rms
INSULATION RESISTANCE:	INITIAL (500 VDC) 100 MΩ MINIMUM AFTER LIFE OR ENVIRONMENTAL TESTS 50 MΩ MINIMUM
OPERATE TIME AT NOMINAL VOLTAGE:	DC RELAYS 15 ms OR LESS AC RELAYS 20 ms OR LESS
RELEASE TIME AT NOMINAL VOLTAGE:	DC RELAYS 15 ms OR LESS AC RELAYS 50 ms OR LESS

* Max. contact opening under vibration or shock 10 microseconds



Tyco Electronics Mid-Range Military/Aerospace Relays

25 AMPERES, 3PDT

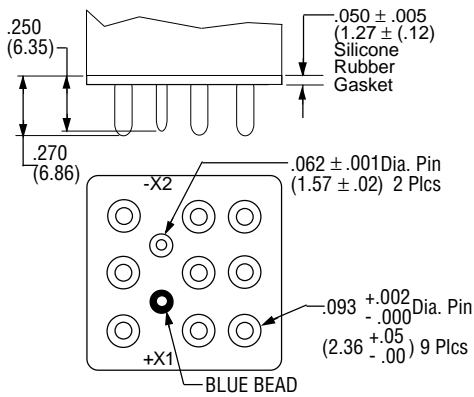
Below are shown the standard terminal types and the enclosures available. Specify the assembly as indicated under How To Order. Dimensions are shown in inches $\pm .010$ and (Millimeters $\pm .25$).

TERMINALS

CODE

"A"

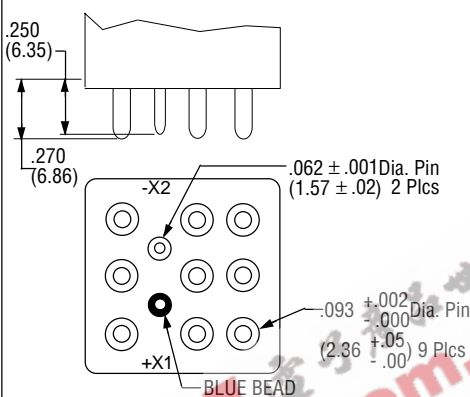
Socket Pins - All DC Coils
PIN TERMINALS ARE GOLD PLATED



CODE

"B"

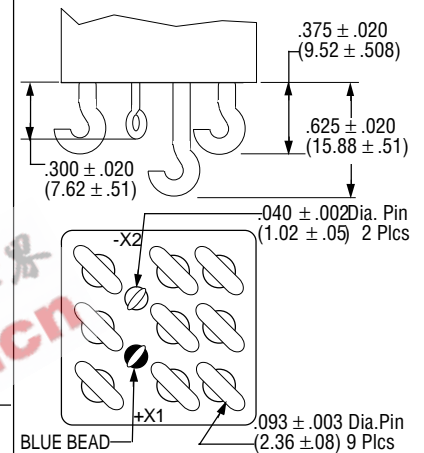
Solder Pin Terminals
PIN TERMINALS TIN/LEAD PLATED



CODE

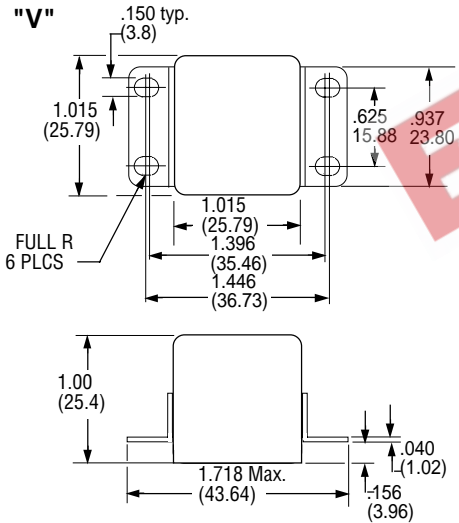
"C"

Solder Hook Terminals
HOOK TERMINALS TIN/LEAD PLATED



CODE

"V"



ENCLOSURES

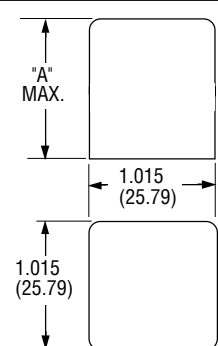
All Enclosures have cupro-Nickel cans bright acid tin/lead plated after assembly to terminal headers.

Dimensions: Inches $\pm .010$ (mm $\pm .25$)

For socket pin terminals: specify "Y" enclosures with DC coils and "V" enclosures with AC coils.

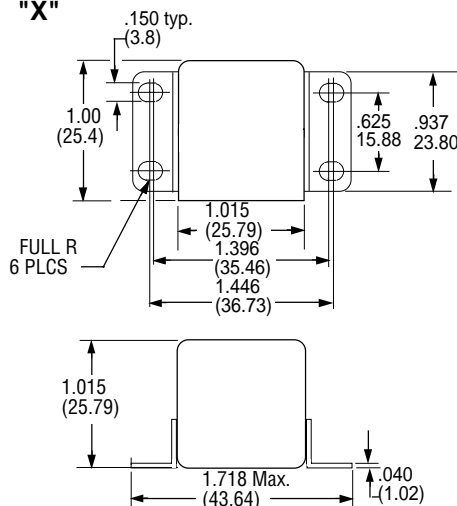
CODE

"Z"



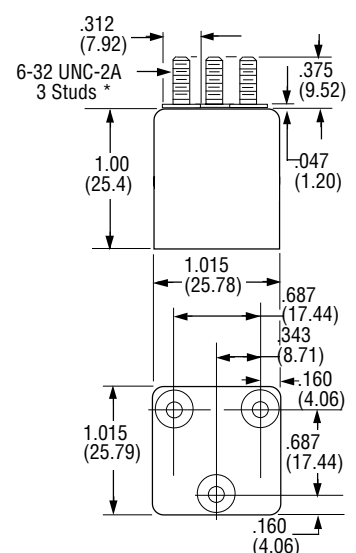
CODE

"X"



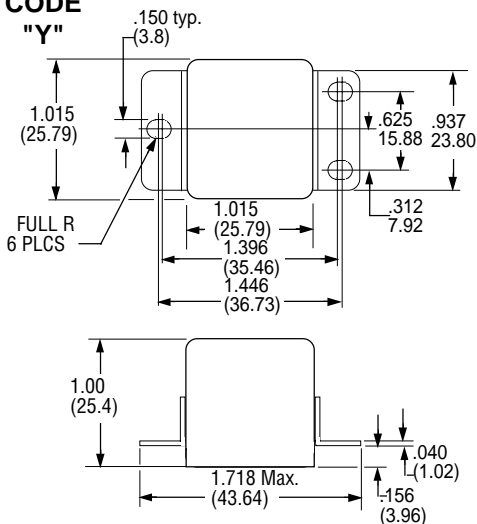
CODE

"W"



CODE

"Y"



*Metric threads available, To specify use [M] in place of [W]

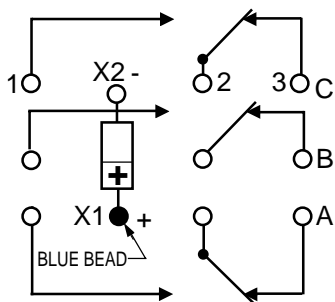


Tyco Electronics Mid-Range Military/Aerospace Relays

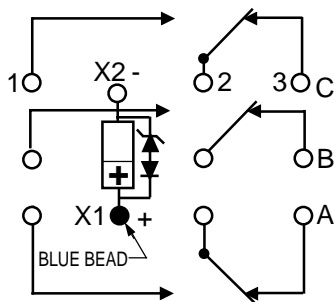
25 AMPERES, 3PDT

TERMINAL WIRING

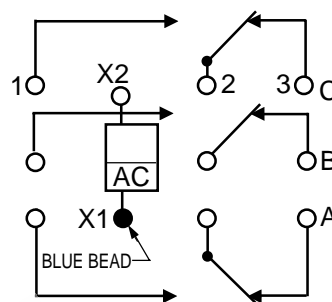
DC COILS



DC COILS WITH
TRANSIENT SUPPRESSION



AC COILS

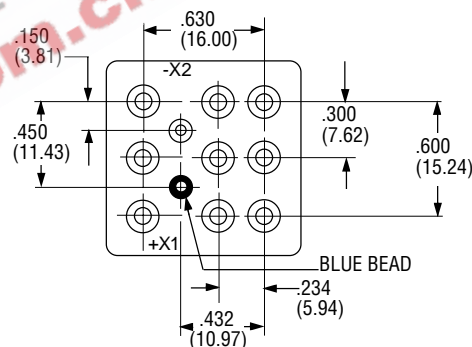


NOTE: Polarity must be observed with DC coil supply. Relay is polarized with a permanent magnet and will not operate or be damaged by reverse polarity.

Diodes used in transient suppression and in AC rectifier circuits have peak inverse voltage rating of 600 VDC minimum. Zener diodes have a minimum rating of 1 watt.

Terminal designations are for reference only and do not appear on the header.

TERMINAL LAYOUT



HOW TO ORDER

(EXAMPLE) _____ **FCA-325-A Y 4**

RELAY TYPE _____

TERMINALS (Socket Pins, DC Coil) _____

ENCLOSURE (With Flanges) _____

COIL (28 VDC With Transient Suppression). _____

NOTE: Only DC coil models are QPL Approved