

AC-Capacitors, Suppression Capacitors Class X2 AC 275V (MKT)

LEAD LENGTH X (mm)	ORDERING CODE***
4 ⁻¹	F1772- ... - 2004
6 ⁻¹	F1772- ... - 2000
15 ⁻¹	F1772- ... - 2015
30 ⁺⁵	F1772- ... - 2030

REFERENCE STANDARDS:

- EN 132 400, 1994
- EN 60068-1
- IEC 60384-14/2, 1993
- UL 1283
- UL 1414
- CSA 22.2 No. 8-M 86
- CSA 22.2 No. 1-M 90

DIELECTRIC:

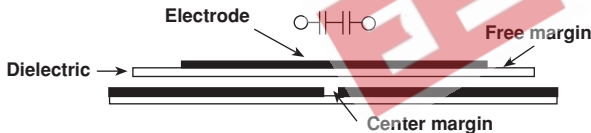
Polyester film

ELECTRODES:

Metal evaporated

CONSTRUCTION:

Metallized film capacitor
Internal series connection



MAXIMUM PULSE RISE TIME: (d_U/d_t) in V/μs

RATED VOLTAGE	PITCH (mm)			
	15.0	22.5	27.5	37.5
AC 275V	200	150	100	100

RATED VOLTAGE:

AC 275V, 50/60Hz

PERMISSIBLE DC VOLTAGE:

DC 630V

TERMINALS:

Radial tinned copper wire

COATING:

Plastic case, epoxy resin sealed, flame retardant
UL 94V-0

CLIMATIC TESTING CLASS ACC. TO

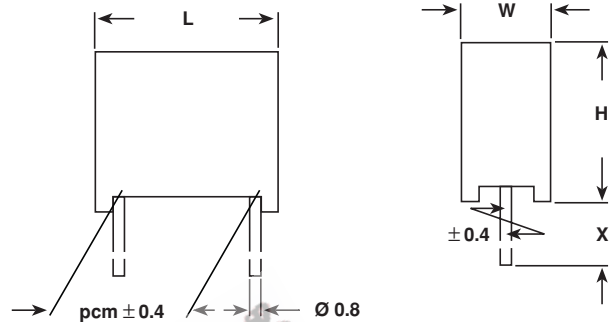
EN 60068-1:

40/100/56

CAPACITANCE RANGE:

E12 series 0.01μFX2 - 2.2μFX2
preferred values acc. to E6

Dimensions in mm



CAPACITANCE TOLERANCE:

Standard: ± 10%

DISSIPATION FACTOR TANδ:

< 1% measured at 1kHz

INSULATION RESISTANCE: FOR C ≤ 0.33μF:

30 GΩ average value
15 GΩ minimum value

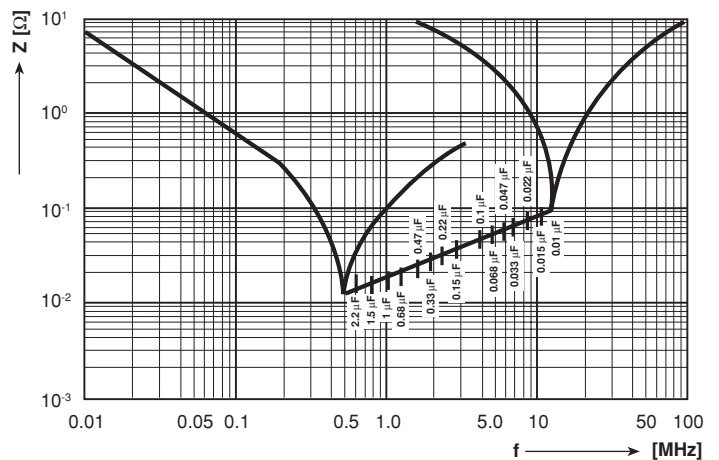
TIME CONSTANT FOR C > 0.33μF:

10 000 sec. average value
5 000 sec. minimum value

TEST VOLTAGE:

(Electrode/electrode): DC 2150V/2 sec.

Between interconnected terminations and case (foil method):
AC 2500V for 2 sec. at 25°C.



Impedance (Z) as a function of frequency (f)
at $T_a = 20^\circ\text{C}$ (average).
Measurement with lead length 6mm.

FURTHER TECHNICAL DATA:

See page 21 (Document No 26504)



APPROVALS

COUNTRY	SPECIFICATION	ELECTRICAL VALUES	APPROVAL REFERENCE	APPROVAL MARK
U.S.A. (for AC 250V)	UL 1283 UL 1414	0.01 - 2.2μFX 0.01 - 1.0μFX	E 76297 E 100682	
Canada (for AC 250V)	C 22.2 No. 8-M 1986 C 22.2 No. 1-M 1994	0.01 - 2.2μFX 0.01 - 0.82μFX	LR 64546 LR 64546-8	
CB TEST-CERTIFICATE (for AC 275V)		0.01 - 2.2μFX2	DE 1-8790	
Germany	EN 132 400, 1999-06 IEC 60384-14, 2nd edition; 1993-07, Table II + A1: 1995-06	0.01 - 2.2μFX2	83658	
This approval mark together with the CB-Certificate replace all national approval marks of the following countries (they have already signed the CB-Agreement):				
Austria	Belgium	Denmark	Finland	Sweden
France	Germany	Ireland	Italy	Switzerland
Netherlands	Israel	Portugal	Spain	Great Britain
Japan	Norway	China	Poland	Czech. Republic
Singapore	Rep. of Korea	Hungary	Iceland	Slovenia

CAPACITANCE	TOL. (%)	PITCH (mm)	BOX NO.	DIMENSIONS W x H x L (mm) (+ 0.2/- 0.4mm)	WEIGHT	QUANTITY	ORDERING CODE***
					LEAD LENGTH 6-1mm (g)	PACKAGE LEAD LENGTH < = 6-1mm (pcs)**	
0.01 μFX2	± 10	15.0	05	5.3 x 10.3 x 17.8	1.4	750	F1772-310-20 . .
0.012 μFX2	± 10	15.0	05	5.3 x 10.3 x 17.8	1.4	750	F1772-312-20 . .
0.015 μFX2	± 10	15.0	05	5.3 x 10.3 x 17.8	1.4	750	F1772-315-20 . .
0.018 μFX2	± 10	15.0	05	5.3 x 10.3 x 17.8	1.4	750	F1772-318-20 . .
0.022 μFX2	± 10	15.0	05	5.3 x 10.3 x 17.8	1.4	750	F1772-322-20 . .
0.027 μFX2	± 10	15.0	05	5.3 x 10.3 x 17.8	1.4	750	F1772-327-20 . .
0.033 μFX2	± 10	15.0	05	5.3 x 10.3 x 17.8	1.4	750	F1772-333-20 . .
0.039 μFX2	± 10	15.0	06	6.3 x 12.3 x 17.8	2.0	500	F1772-339-20 . .
0.047 μFX2	± 10	15.0	06	6.3 x 12.3 x 17.8	2.0	500	F1772-347-20 . .
0.056 μFX2	± 10	15.0	06	6.3 x 12.3 x 17.8	2.0	500	F1772-356-20 . .
0.068 μFX2	± 10	15.0	07	7.3 x 13.3 x 17.8	2.4	450	F1772-368-20 . .
0.082 μFX2	± 10	15.0	08	8.3 x 14.3 x 17.8	2.7	325	F1772-382-20 . .
0.1 μFX2	± 10	15.0*	08	8.3 x 14.3 x 17.8	2.7	325	F1772-410-20 . .
0.12 μFX2	± 10	15.0*	08	8.3 x 14.3 x 17.8	2.7	325	F1772-412-20 . .
0.15 μFX2	± 10	22.5*	11	7.3 x 15.3 x 26.3	4.1	235	F1772-415-20 . .
0.18 μFX2	± 10	22.5*	11	7.3 x 15.3 x 26.3	4.1	235	F1772-418-20 . .
0.22 μFX2	± 10	22.5*	12	8.3 x 16.3 x 26.3	4.6	200	F1772-422-20 . .
0.27 μFX2	± 10	22.5*	13	10.3 x 18.3 x 26.3	6.7	170	F1772-427-20 . .
0.33 μFX2	± 10	22.5*	13	10.3 x 18.3 x 26.3	6.7	170	F1772-433-20 . .
0.39 μFX2	± 10	27.5*	14	11.0 x 20.3 x 31.3	9.1	125	F1772-439-20 . .
0.47 μFX2	± 10	27.5*	14	11.0 x 20.3 x 31.3	9.1	125	F1772-447-20 . .
0.56 μFX2	± 10	27.5*	14	11.0 x 20.3 x 31.3	9.1	125	F1772-456-20 . .
0.68 μFX2	± 10	27.5*	15	13.0 x 23.3 x 31.3	12.9	110	F1772-468-20 . .
0.82 μFX2	± 10	27.5*	15	13.0 x 23.3 x 31.3	15.0	100	F1772-482-20 . .
1.0 μFX2	± 10	27.5*	18	14.5 x 24.3 x 31.3	15.0	100	F1772-510-20 . .
1.2 μFX2	± 10	37.5*	16	14.0 x 24.3 x 41.3	18.9	80	F1772-512-20 . .
1.5 μFX2	± 10	37.5*	19	15.5 x 28.3 x 41.3	18.9	80	F1772-515-20 . .
1.8 μFX2	± 10	37.5*	19	15.5 x 28.3 x 41.3	24.0	70	F1772-518-20 . .
2.2 μFX2	± 10	37.5*	20	17.8 x 32.3 x 41.3	31.6	60	F1772-522-20 . .

Preferred values in bold print.

Inbuilt discharging resistor on request (with larger case dimensions).

* Different pitch on request.

** Further information about packaging quantities with different lead length and/or taped versions.

See page 16 (Document No 27608 Packing Quantities). Use Box No. as reference

*** These capacitors can be delivered on continuous tape and reel - see page 14/15 (Document Number 26535).

The ordering code is F1772- . . . - 2900 at H = 16.5mm, F1772- . . . - 2901 at H = 18.5mm.

This datasheet has been download from:

www.datasheetcatalog.com

Datasheets for electronics components.

EEPW 电子產品世界
www.eepw.com.cn