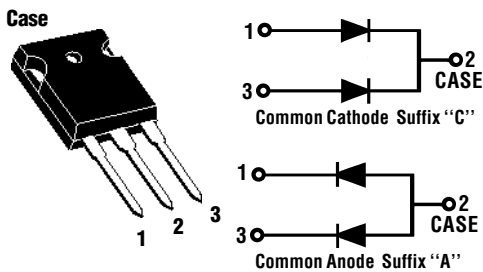


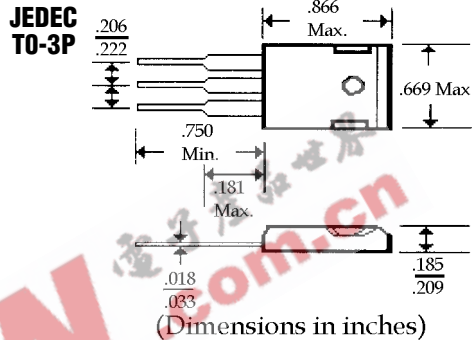
30 Amp SCHOTTKY BARRIER RECTIFIERS

FBR3030...3060 Series

Description



Mechanical Dimensions



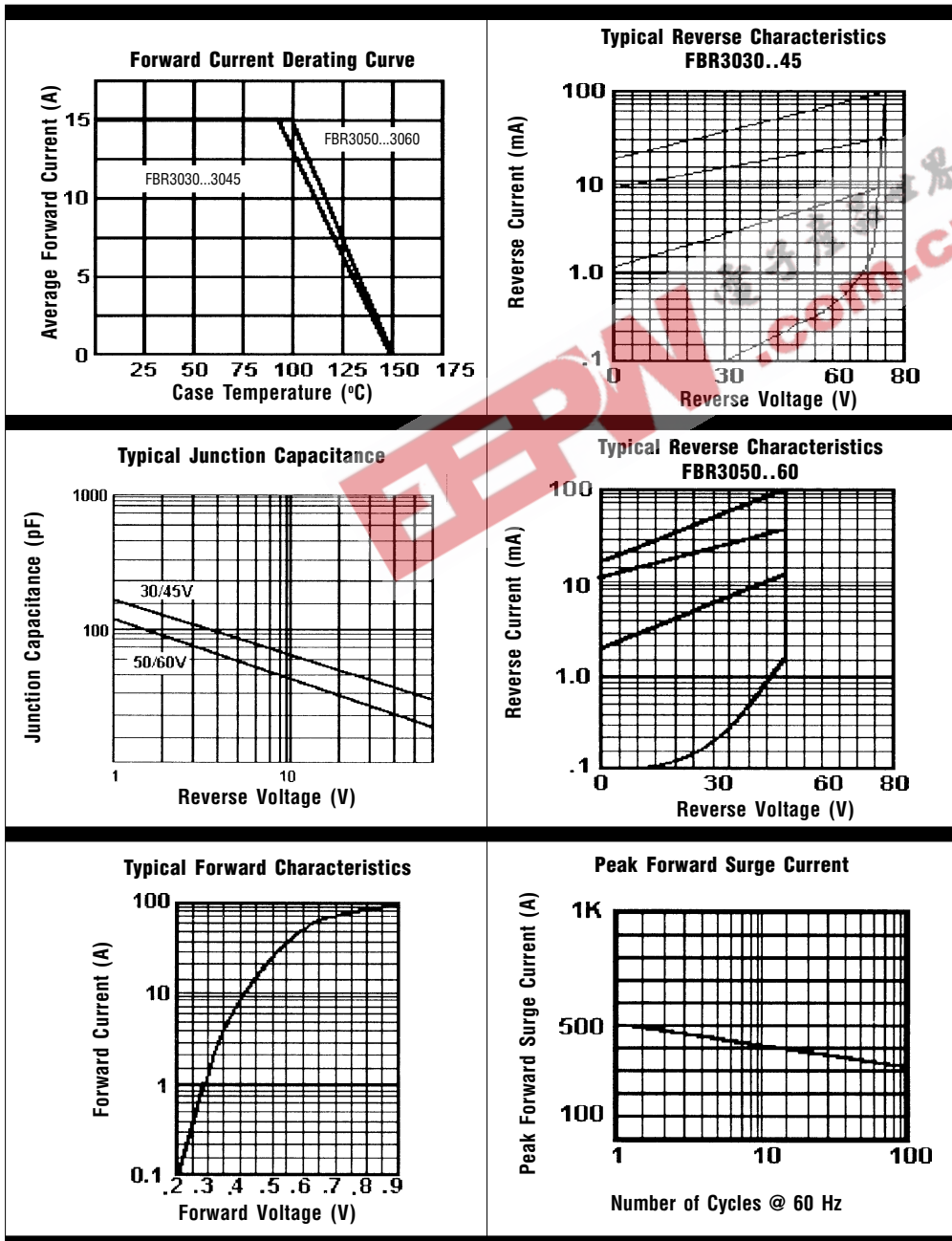
Features

- HIGH CURRENT CAPABILITY WITH LOW V_F
- HIGH SURGE VOLTAGE AND TRANSIENT PROTECTION
- HIGH EFFICIENCY w/LOW POWER LOSS
- MEETS UL SPECIFICATION 94V-0

FBR3030 . . . 3060 Series							Units	
Maximum Ratings	FBR3030	FBR3035	FBR3040	FBR3045	FBR3050	FBR3060		
Peak Repetitive Reverse Voltage... V_{RRM}	30	35	40	45	50	60	Volts	
Working Peak Reverse Voltage... V_{RWM}	30	35	40	45	50	60	Volts	
DC Blocking Voltage... V_{DC}	30	35	40	45	50	60	Volts	
RMS Reverse Voltage... V_R (rms)	21	24	28	31	35	42	Volts	
Average Forward Rectified Current... I_o @ $T_c = 110^\circ\text{C}$ V_R (equiv.) $\leq 0.2V_{R(DC)}$	30						Amps	
Non-Repetitive Peak Forward Surge Current... I_{FSM} @ Rated Load Conditions, 1/2 Sine Wave, Single Phase, 60Hz	300						Amps	
Operating Temperature Range... T_j	-65 to 150						$^\circ\text{C}$	
Electrical Characteristics								
Maximum Forward Voltage... V_F @ $I_F = 15$ Amps	<55 > <65 >						Volts	
Maximum DC Reverse Current... I_R @ Rated DC Blocking Voltage	$T_c = 25^\circ\text{C}$	3.0						mAmps
	$T_c = 150^\circ\text{C}$	100						mAmps

**30 Amp SCHOTTKY
BARRIER RECTIFIERS**

FBR3030 ... 3060 Series



Ratings at 25 Deg. C ambient temperature unless otherwise specified.

Single Phase Half Wave, 60 Hz Resistive or Inductive Load.

For Capacitive Load, Derate Current by 20%.