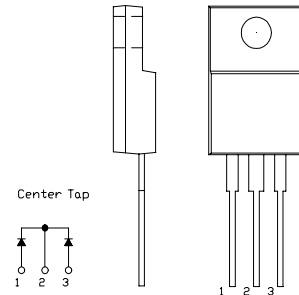


# SBD Type : FCQ08A06

OUTLINE DRAWING

**FEATURES**

- \*Similar to TO-220AB Case
- \*Fully Molded Isolation
- \*Dual Diodes – Cathode Common
- \*Low Forward Voltage Drop
- \*Low Power Loss,High Efficiency
- \*High Surge Capability
- \*T<sub>j</sub>=150 °C operation
- \*Wire-Bonded technology


**Maximum Ratings**

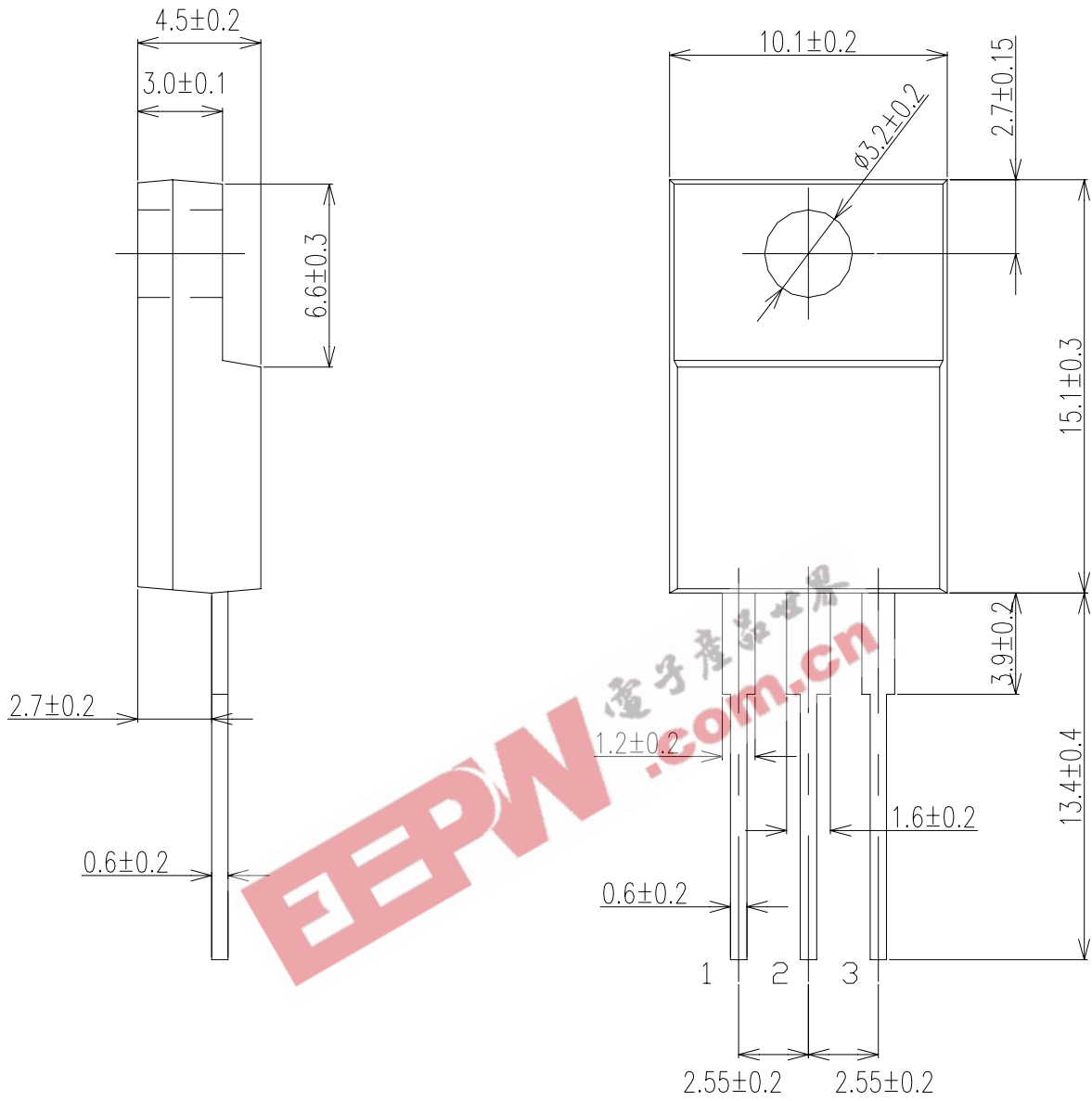
Approx Net Weight: 1.75g

Rating	Symbol	FCQ08A06		Unit
Repetitive Peak Reverse Voltage	V <sub>RRM</sub>	60		V
Non-repetitive Peak Reverse Voltage	V <sub>RSM</sub>	65		V
Average Rectified Output Current	I <sub>O</sub>	8	T <sub>c</sub> =117°C 50 Hz Full Sine Wave Resistive Load	A
RMS Forward Current	I <sub>F(RMS)</sub>	8.89		A
Surge Forward Current	I <sub>FSM</sub>	75	50Hz Full Sine Wave ,1cycle Non-repetitive	A
Operating JunctionTemperature Range	T <sub>jw</sub>	-40 to +150		°C
Storage Temperature Range	T <sub>stg</sub>	-40 to +150		°C
Mounting torque	F <sub>tor</sub>	recommended torque = 0.5		N•m

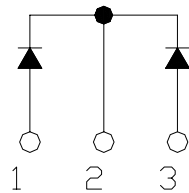
**Electrical • Thermal Characteristics**

Characteristics	Symbol	Conditions	Min.	Typ.	Max.	Unit
Peak Reverse Current	I <sub>RM</sub>	T <sub>j</sub> = 25°C, V <sub>RM</sub> = V <sub>RRM</sub> per arm	-	-	3	mA
Peak Forward Voltage	V <sub>FM</sub>	T <sub>j</sub> = 25°C, I <sub>FM</sub> = 4 A per arm	-	-	0.65	V
Thermal Resistance	R <sub>th(j-c)</sub>	Junction to Case	-	-	3	°C /W
	R <sub>th(c-f)</sub>	Cace to Fin	-	-	1.5	°C /W

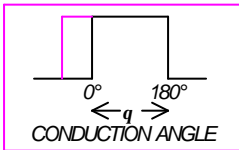
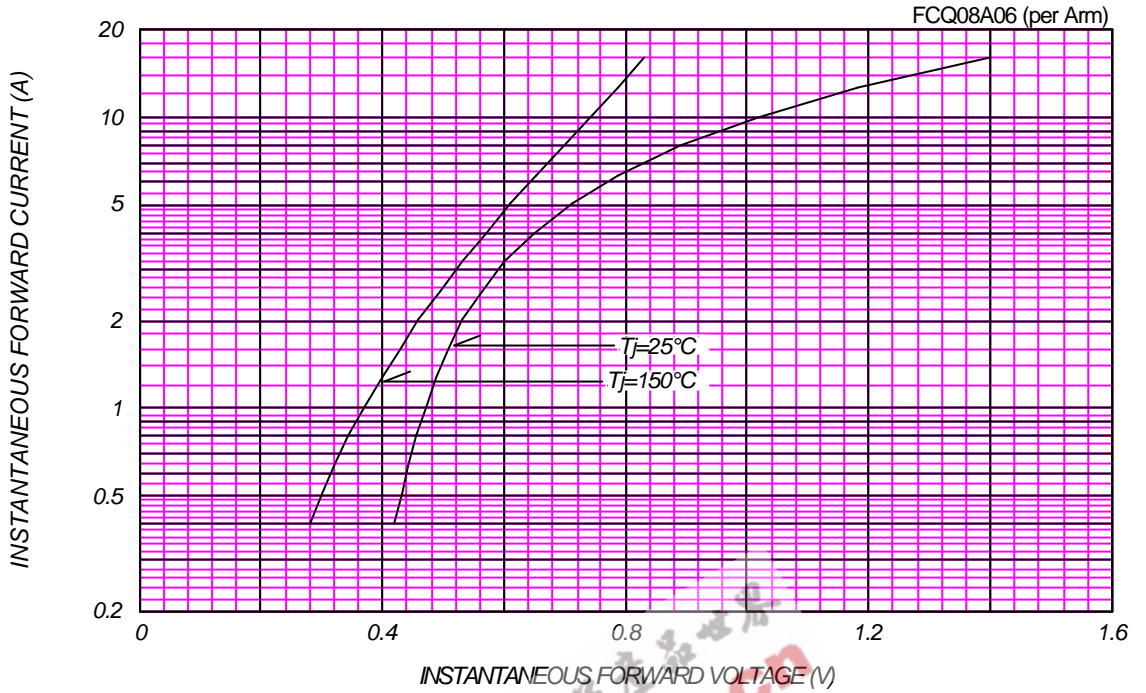
FCQ\_A\_ OUTLINE DRAWING (Dimensions in mm)



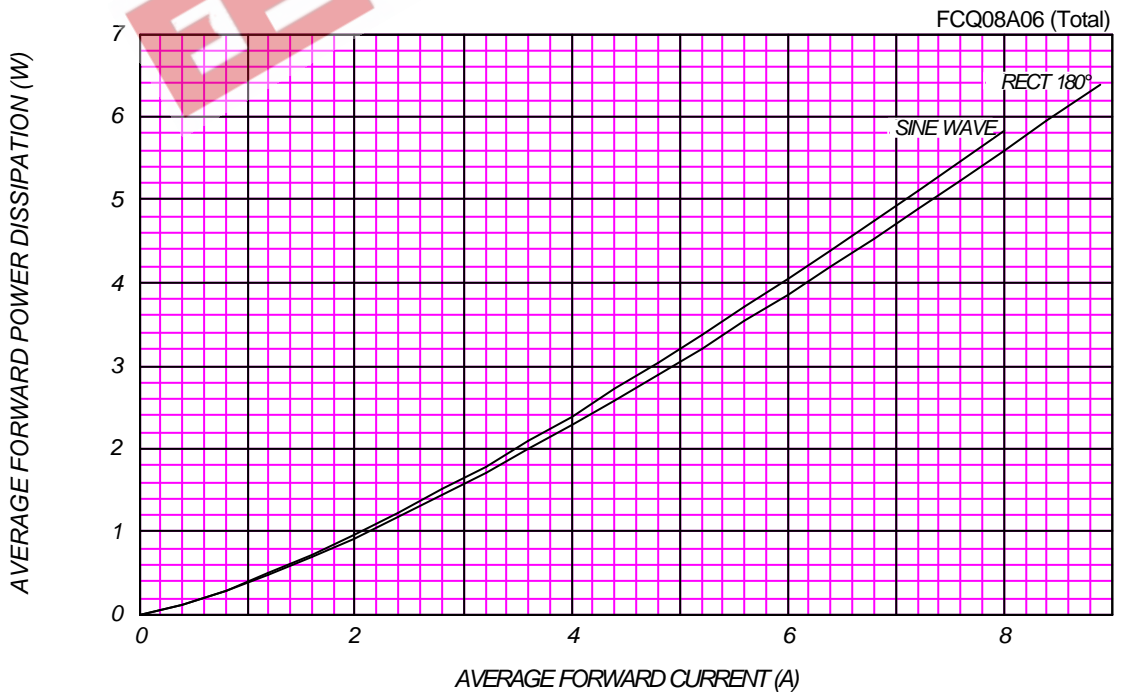
Center Tap



FORWARD CURRENT VS. VOLTAGE



AVERAGE FORWARD POWER DISSIPATION



PEAK REVERSE CURRENT VS. PEAK REVERSE VOLTAGE

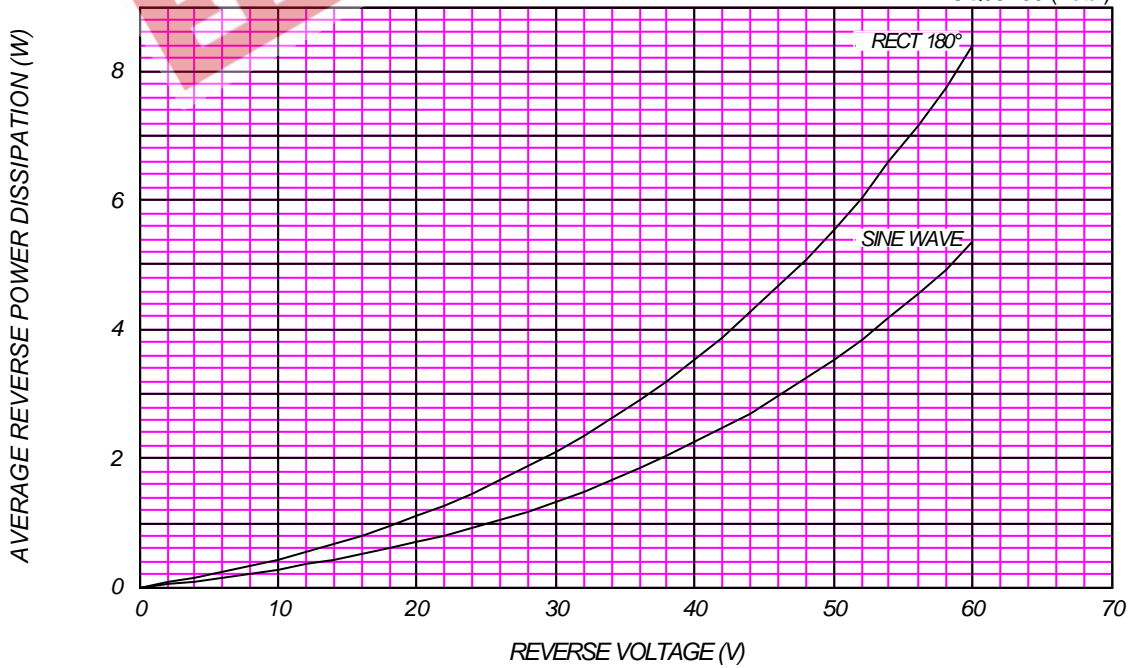
T<sub>j</sub> = 150 °C

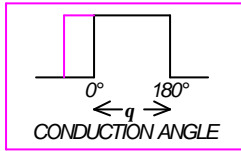
FCQ08A06 (per Arm)



AVERAGE REVERSE POWER DISSIPATION

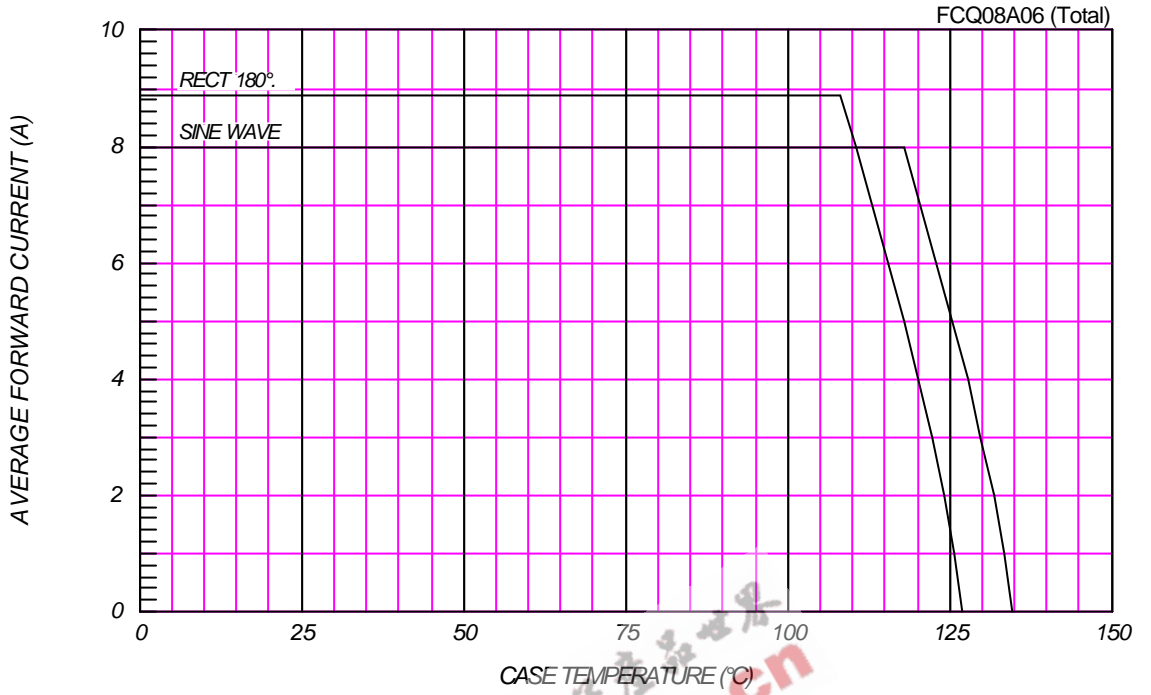
FCQ08A06 (Total)





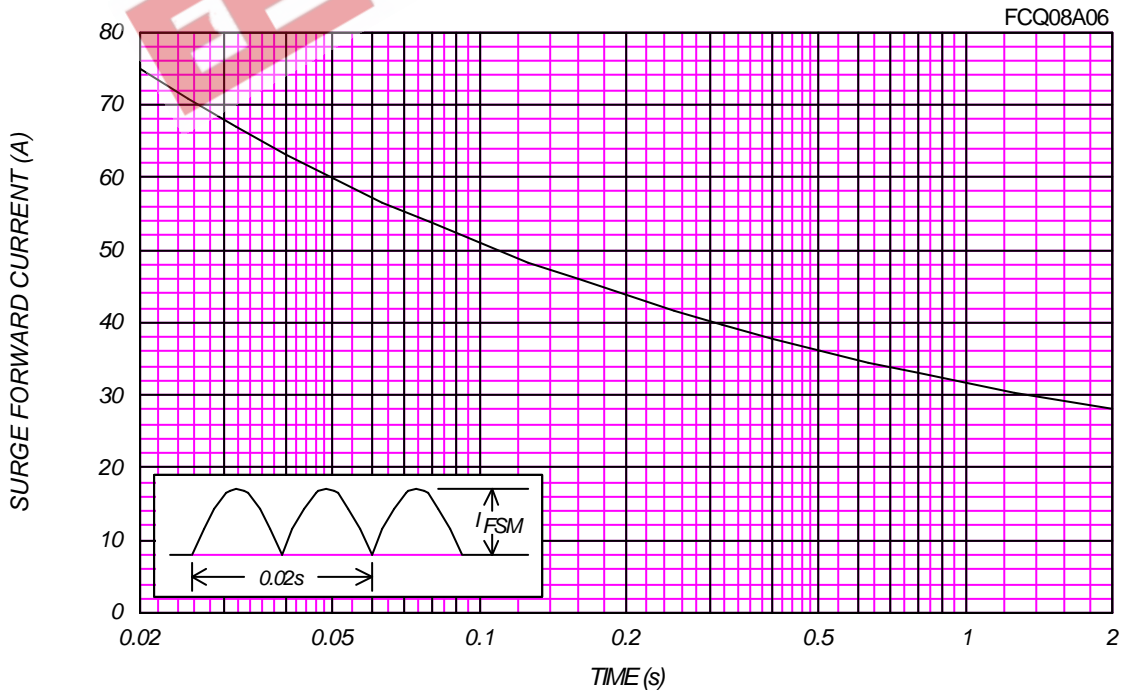
### AVERAGE FORWARD CURRENT VS. CASE TEMPERATURE

$V_{RM}=60\text{ V}$



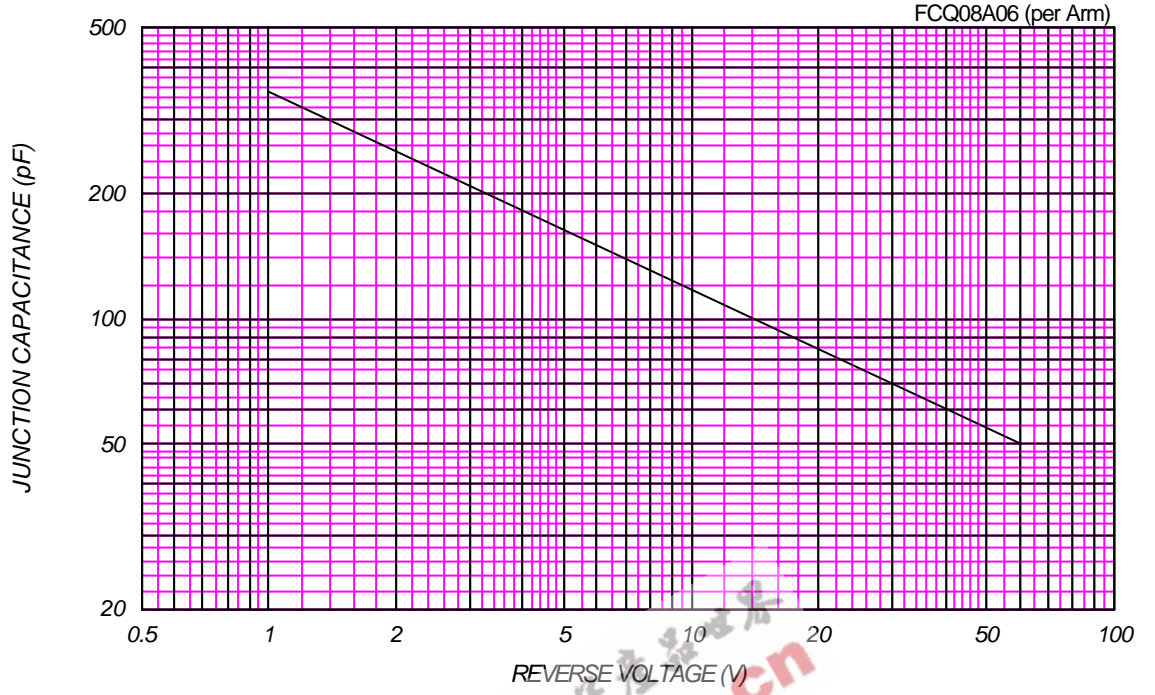
### SURGE CURRENT RATINGS

$f=50\text{ Hz}$ , Sine Wave, Non-Repetitive, No Load



### JUNCTION CAPACITANCE VS. REVERSE VOLTAGE

$T_j=25^\circ\text{C}$ ,  $V_m=20\text{mV}_{\text{RMS}}$ ,  $f=100\text{kHz}$ , Typical Value



EEPW.com.cn 电子爱好者网