

FD2000DU-120

HIGH POWER, HIGH FREQUENCY,
PRESS PACK TYPE

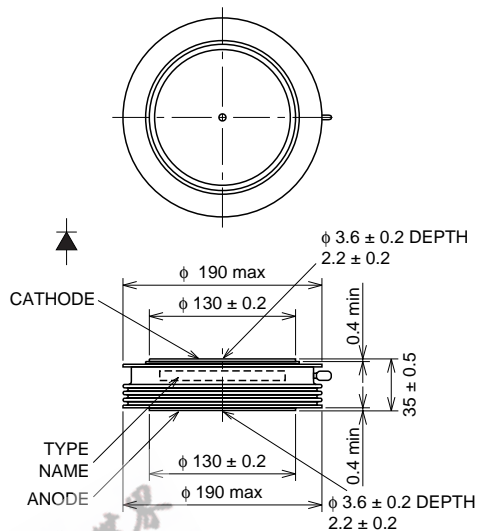
FD2000DU-120



- IF(AV) Average forward current 1700A
- VRRM Repetitive peak reverse voltage 6000V
- QRR Reverse recovery charge 1500μC
- Press pack type

OUTLINE DRAWING

Dimension in mm



APPLICATION

High-power inverters, Fly-wheel diodes in DC choppers, Power supplies as high frequency rectifiers

MAXIMUM RATINGS

Symbol	Parameter	Voltage class		Unit
		120	6000	
VRRM	Repetitive peak reverse voltage	6000		V
VRSM	Non-repetitive peak reverse voltage	6000		V
VR(DC)	DC reverse voltage	4800		V

Symbol	Parameter	Conditions	Ratings	Unit
IF(RMS)	RMS forward current		2670	A
IF(AV)	Average forward current	f = 60Hz, sine wave θ = 180°, Tf = 65°C	1700	A
IFSM	Surge forward current	One half cycle at 60Hz, non-repetitive	40	kA
I ² t	Current-squared, time integration	One cycle at 60Hz	6.7 × 10 ⁶	A ² s
Tj	Junction temperature		-40 ~ +125	°C
Tstg	Storage temperature		-40 ~ +150	°C
—	Mounting force required	Recommended value 108	98 ~ 118	kN
—	Weight	Standard value	4600	g

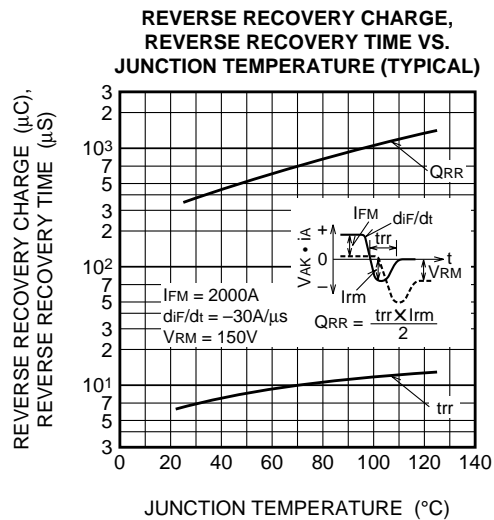
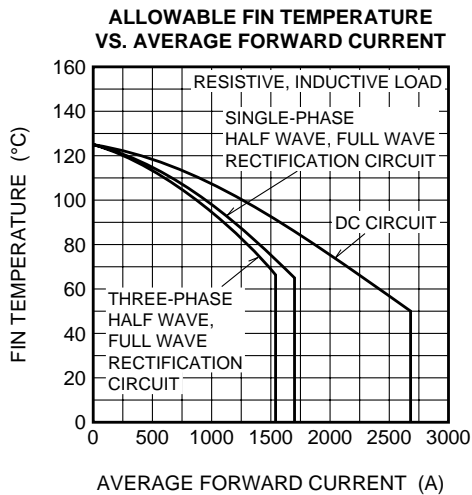
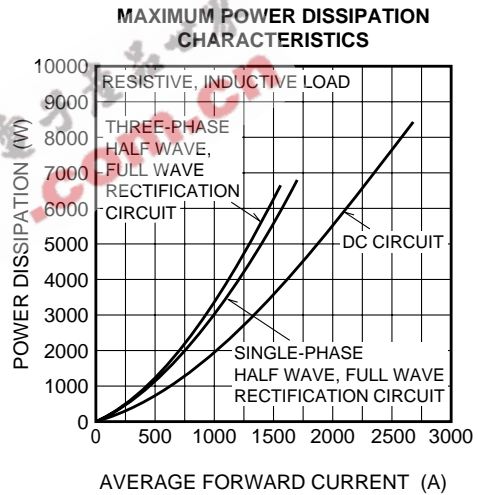
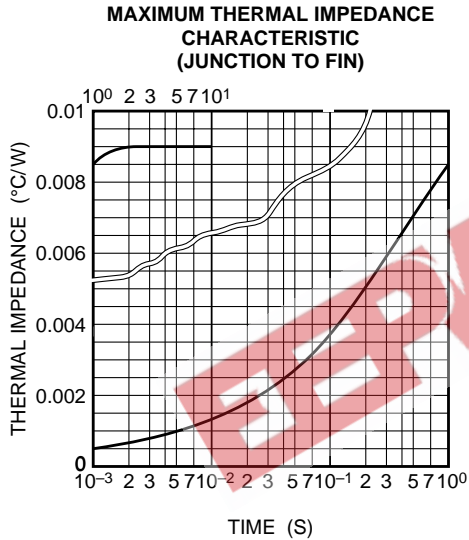
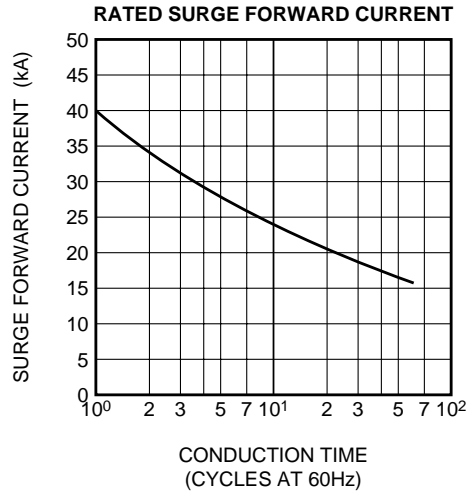
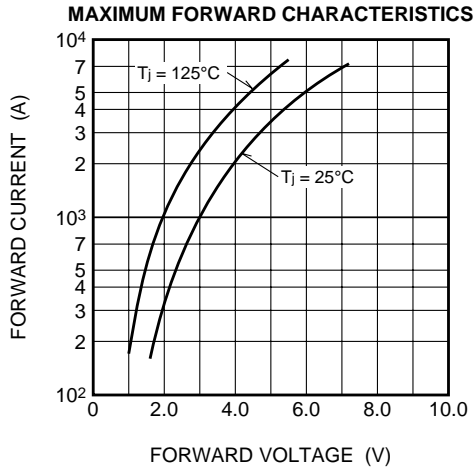
ELECTRICAL CHARACTERISTICS

Symbol	Parameter	Test conditions	Limits			Unit
			Min	Typ	Max	
IRRM	Repetitive peak reverse current	Tj = 125°C, VRRM Applied	—	—	300	mA
VFM	Forward voltage	Tj = 125°C, IFM = 6300A, Instantaneous measurement	—	—	5.0	V
QRR	Reverse recovery charge	IFM = 2000A, diF/dt = -30A/μs, VR = 150V, Tj = 125°C	—	—	1500	μC
Rth(j-f)	Thermal resistance	Junction to fin	—	—	0.009	°C/W

FD2000DU-120

HIGH POWER, HIGH FREQUENCY,
PRESS PACK TYPE

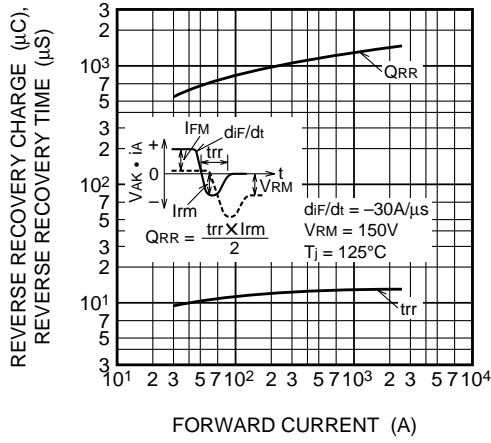
PERFORMANCE CURVES



FD2000DU-120

HIGH POWER, HIGH FREQUENCY,
PRESS PACK TYPE

**REVERSE RECOVERY CHARGE,
REVERSE RECOVERY TIME VS.
FORWARD CURRENT (TYPICAL)**



**REVERSE RECOVERY CHARGE,
REVERSE RECOVERY TIME VS. RATE
OF DECREASE OF REVERSE CURRENT (TYPICAL)**

