

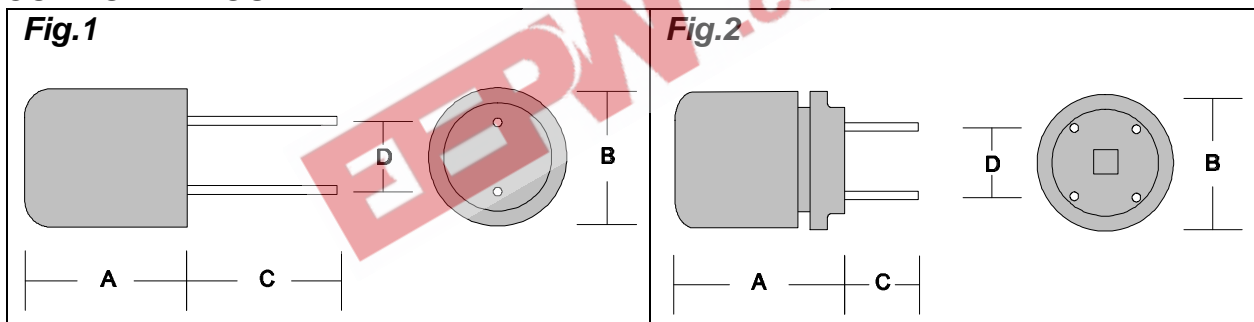
## FS Series

- Ultra High Inductance Values
- Ferrite Shielded
- Excellent 'Q'
- Typical Pack Size 5000pcs



The FS range of shielded radial inductors from ECM is available in 2 basic configurations. Both variations offer excellent ferrite shielding characteristics and high 'Q'. The FSB type features hard wire pins for ease of automatic assembly.

### COMPONENT OUTLINE




(1 = FS1012 Type, 2 = FSB1014 Type)

### DIMENSIONS (mm)

ECM Type	Inductance Range	Outline (Fig.)	A (mm)	B	C	D	Pin Dia.
FS1012	1.2mH~1.2H	1	13.5	11.0	10.0	5.0	0.65
FSB1014	1.0mH~120mH	2	14.0	11.0	3.5	5.0	0.70

# ECM Shielded Radial Inductors



ECM Part	L (mH)	Tol %	Q Min. (**MHz)	R <sub>DC</sub> MAX (W)	I <sub>DC</sub> I <sub>N</sub> (mA)
----------	--------	-------	----------------	-------------------------	-------------------------------------

## FS1012 Series

FS1012-122	1.2 @0.252 MHz	J,K	50	1.20	200
FS1012-152	1.5 @0.252 MHz	J,K	50	1.50	200
FS1012-152	1.8 @0.252 MHz	J,K	50	1.60	200
FS1012-222	2.2 @0.252 MHz	J,K	50	1.80	200
FS1012-272	2.7 @0.252 MHz	J,K	40	1.90	200
FS1012-332	3.3 @0.252 MHz	J,K	40	2.30	200
FS1012-392	3.9 @0.252 MHz	J,K	40	2.50	200
FS1012-472	4.7 @0.252 MHz	J,K	40	3.70	140
FS1012-502	5.0 @0.252 MHz	J,K	40	3.80	140
FS1012-562	5.6 @0.252 MHz	J,K	40	4.00	140
FS1012-682	6.8 @0.252 MHz	J,K	40	4.20	140
FS1012-822	8.2 @0.252 MHz	J,K	100	5.30	140
FS1012-103	10 @0.079 MHz	J,K	100	7.30	100
FS1012-123	12 @0.079 MHz	J,K	100	8.30	100
FS1012-153	15 @0.079 MHz	J,K	100	11.00	90
FS1012-183	18 @0.079 MHz	J,K	100	13.60	75
FS1012-223	22 @0.079 MHz	J,K	100	15.40	75
FS1012-273	27 @0.079 MHz	J,K	100	17.90	75
FS1012-333	33 @0.079 MHz	J,K	100	23.30	60
FS1012-393	39 @0.079 MHz	J,K	100	25.90	60
FS1012-473	47 @0.079 MHz	J,K	80	30.40	60
FS1012-503	50 @0.079 MHz	J,K	80	37.80	50
FS1012-563	56 @0.079 MHz	J,K	80	39.10	50
FS1012-683	68 @0.079 MHz	J,K	80	40.00	50
FS1012-823	82 @0.079 MHz	J,K	50	47.00	40
FS1012-104	100 @0.025 MHz	J,K	50	50.00	40
FS1012-124	120 @0.025 MHz	J,K	120	91.00	30
FS1012-154	150 @0.025 MHz	J,K	100	140.00	20
FS1012-184	180 @0.025 MHz	J,K	90	164.00	20
FS1012-224	220 @0.025 MHz	J,K	90	182.00	20
FS1012-274	270 @0.025 MHz	J,K	90	200.00	20
FS1012-334	330 @0.025 MHz	J,K	80	275.00	15
FS1012-394	390 @0.025 MHz	J,K	80	300.00	15
FS1012-474	470 @0.025 MHz	J,K	80	345.00	15
FS1012-564	560 @0.025 MHz	J,K	60	520.00	8.4
FS1012-684	680 @0.025 MHz	J,K	60	590.00	8.4
FS1012-824	820 @0.025 MHz	J,K	50	675.00	8.4
FS1012-105	1000 @0.025 MHz	J,K	50	770.00	8.4
FS1012-125	1200 @0.025 MHz	J,K	50	845.00	8.4


TOLERANCES J=5%; K= 10%.

\*\* = Test Frequency as specified in 'L' column

ECM Electronics Limited, Penmaen House, Ashington, West Sussex, RH20 3JR, UK  
Tel: +44(0)1903 892810: Fax: +44(0)1903 892738. Email: ecm@ecmelectronics.co.uk

Although we have attempted to accurately reflect the products we market. ECM reserve the right without prior notice to discontinue any product or make design changes we believe necessary.

# ECM Shielded Radial Inductors



<b>ECM Part</b>	<b>L (mH)</b>	<b>Tol %</b>	<b>Q Min. (**MHz)</b>	<b>R<sub>DC</sub> MAX (W)</b>	<b>I<sub>DC</sub> I<sub>N</sub> (mA)</b>
-----------------	---------------	--------------	-----------------------	-------------------------------	--

## FSB1014 Series

FSB1014-102	1.0 @0.252 MHz	J,K	15	2.00	270
FSB1014-122	1.2 @0.252 MHz	J,K	15	2.30	250
FSB1014-152	1.5 @0.252 MHz	J,K	15	2.70	220
FSB1014-182	1.8 @0.252 MHz	J,K	15	3.00	220
FSB1014-222	2.2 @0.252 MHz	J,K	15	3.80	200
FSB1014-272	2.7 @0.252 MHz	J,K	15	4.50	180
FSB1014-332	3.3 @0.252 MHz	J,K	20	6.00	160
FSB1014-392	3.9 @0.252 MHz	J,K	20	7.80	120
FSB1014-472	4.7 @0.252 MHz	J,K	20	10.50	120
FSB1014-562	5.6 @0.252 MHz	J,K	20	11.00	100
FSB1014-682	6.8 @0.252 MHz	J,K	20	11.80	100
FSB1014-822	8.2 @0.252 MHz	J,K	20	13.20	100
FSB1014-103	10 @0.252 MHz	J,K	60	17.60	90
FSB1014-123	12 @0.079 MHz	J,K	60	22.50	75
FSB1014-153	15 @0.079 MHz	J,K	60	25.00	75
FSB1014-183	18 @0.079 MHz	J,K	60	32.00	60
FSB1014-223	22 @0.079 MHz	J,K	60	36.00	60
FSB1014-273	27 @0.079 MHz	J,K	60	46.00	50
FSB1014-333	33 @0.079 MHz	J,K	60	54.00	50
FSB1014-393	39 @0.079 MHz	J,K	45	72.00	40
FSB1014-473	47 @0.079 MHz	J,K	45	76.00	40
FSB1014-563	56 @0.079 MHz	J,K	45	89.00	40
FSB1014-683	68 @0.079 MHz	J,K	30	123.00	30
FSB1014-823	82 @0.079 MHz	J,K	30	135.00	30
FSB1014-104	100 @0.025 MHz	J,K	45	205.00	20
FSB1014-124	120 @0.025 MHz	J,K	45	228.00	20

TOLERANCES J=5%; K= 10%.

\*\* = Test Frequency as specified in 'L' column

ECM Electronics Limited, Penmaen House, Ashington, West Sussex, RH20 3JR, UK  
Tel: +44(0)1903 892810: Fax: +44(0)1903 892738. Email: ecm@ecmelectronics.co.uk

Although we have attempted to accurately reflect the products we market. ECM reserve the right without prior notice to discontinue any product or make design changes we believe necessary.