

SCHOTTKY DIODES MODULE TYPE 80A

Features

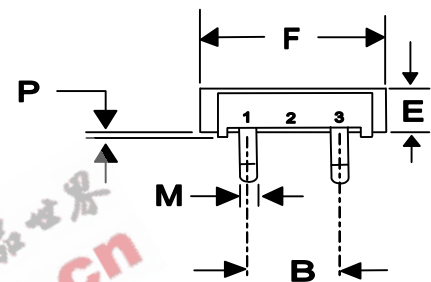
High Surge Capability
Types Up to 100V V_{RRM}

**80Amp Rectifier
20-100 Volts**

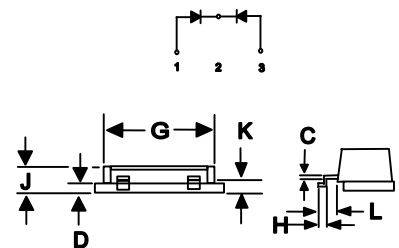
Maximum Ratings

Operating Temperature: -40°C to $+175^{\circ}\text{C}$
Storage Temperature: -40°C to $+175^{\circ}\text{C}$

Part Number	Maximum Recurrent Peak Reverse Voltage	Maximum RMS Voltage	Maximum DC Blocking Voltage
FST8220SL	20V	14V	20V
FST8230SL	30V	21V	30V
FST8235SL	35V	25V	35V
FST8240SL	40V	28V	40V
FST8245SL	45V	32V	45V
FST8260SL	60V	42V	60V
FST8280SL	80V	56V	80V
FST82100SL	100V	70V	100V



**MINI MOD
D61-2SL**



DIM	INCHES		MM		NOTE
	MIN	MAX	MIN	MAX	
A	-----	-----	-----	-----	
B	.400	NOM	10.16	NOM	2PL
C	.027	.037	0.69	0.94	
D	.088	.098	2.24	2.49	
E	.350	.370	8.89	9.40	
F	.777	.797	19.74	20.24	
G	.695	.715	17.65	18.16	
H	.104	.124	2.64	3.15	
J	.240	.260	6.10	6.60	
K	.115	.135	2.92	3.43	
L	.230	.250	5.84	6.35	
M	.065	.085	1.65	2.16	
P	.015	.025	0.38	0.64	

Electrical Characteristics @ 25 °C Unless Otherwise Specified

Average Forward Current (Per pkg)	$I_{F(AV)}$	80A	$T_C = 110^{\circ}\text{C}$
Peak Forward Surge Current (Per leg)	I_{FSM}	800A	8.3ms, half sine
Maximum Instantaneous Forward Voltage NOTE (1)	V_F	0.65V 0.75V 0.84V	(FST8220SL~FST8245SL) (FST8260SL) (FST8280SL~FST82100SL) $I_{FM} = 40\text{A}; T_j = 25^{\circ}\text{C}$
Maximum Instantaneous Reverse Current At Rated DC Blocking Voltage (Per leg)	I_R	1.5 mA 500 mA	$T_j = 25^{\circ}\text{C}$ $T_j = 125^{\circ}\text{C}$
Maximum Thermal Resistance Junction To Case (Per leg)	$R_{\theta jc}$	1.2 °C/W	

NOTE :

(1) Pulse Test: Pulse Width 300 usec, Duty Cycle < 2%

Figure .1-Typical Forward Characteristics

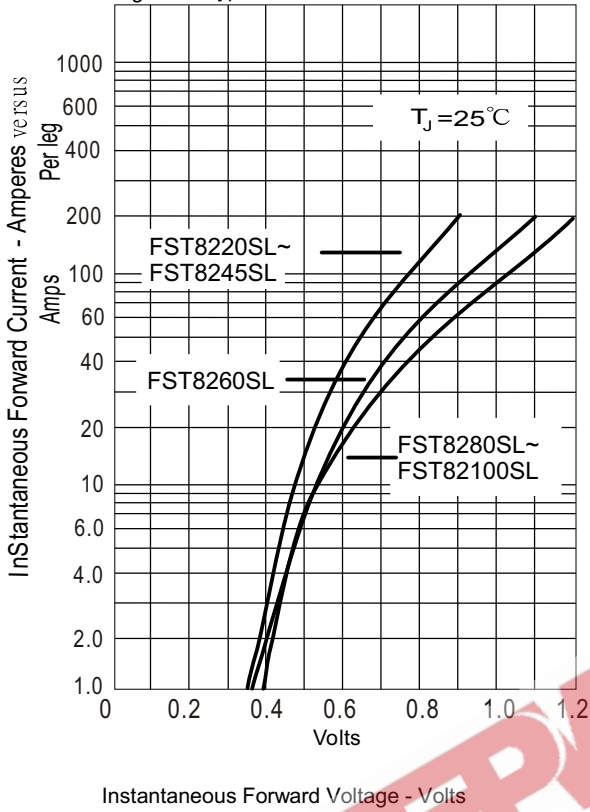


Figure .2- Forward Derating Curve

