



Micro Commercial Components  
 21201 Itasca Street Chatsworth  
 CA 91311  
 Phone: (818) 701-4933  
 Fax: (818) 701-4939

# FST8230EL

## 80 Amp Schottky Barrier Rectifier 30 Volts

### Features

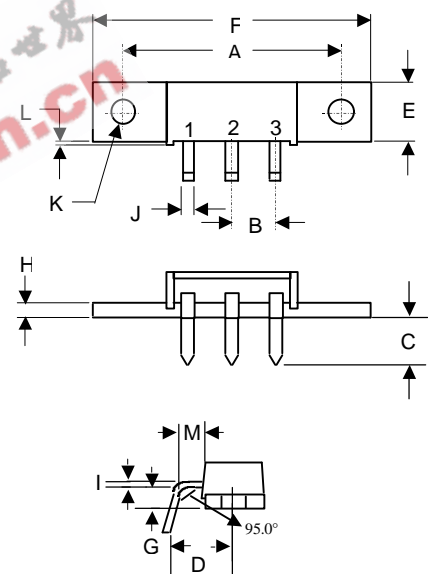
- Guard ring for transient protection
- Low Forward Voltage
- High surge capacity
- High current capability

### Maximum Ratings

- Operating Temperature: -40°C to +150°C
- Storage Temperature: -40°C to +150°C
- Thermal Resistance; 0.42°C/W Junction To Case

MCC Part Number	Maximum Recurrent Peak Reverse Voltage	Maximum RMS Voltage	Maximum DC Blocking Voltage
FST8230EL	30V	-----	30V

### MINIMOD



DIM	DIMENSIONS				NOTE
	INCHES		MM		
	MIN	MAX	MIN	MAX	
A	1.180	1.195	29.97	30.35	
B	.200	REF	5.08	REF	2PL
C	.252	----	6.40	----	
D	.267	.307	6.80	7.80	
E	.350	.370	8.89	9.40	
F	1.490	1.510	37.85	38.35	
G		.130		3.30	REF
H	.088	.098	2.24	2.49	
I		.031		0.80	REF
J	.065	.085	1.65	2.16	
K	.151	.161	3.84	4.09	Ø
L	.015	.025	0.38	0.64	
M		.098		2.50	REF

### Electrical Characteristics @ 25°C Unless Otherwise Specified

Average Forward Current	$I_{F(AV)}$	80 A	$T_C = 110^\circ\text{C}$
Peak Forward Surge Current	$I_{FSM}$	800A	8.3ms, half sine
Maximum Instantaneous Forward Voltage 82CNQ030A	$V_F$	.47 V	$I_{FM} = 40.0\text{A};$ $T_J = 25^\circ\text{C}$
Maximum DC Reverse Current At Rated DC Blocking Voltage	$I_R$	280mA	$T_J = 25^\circ\text{C}$ $T_J = 125^\circ\text{C}$

\*Pulse Test: Pulse Width 300µsec, Duty Cycle 2%

\* Junction Temperature (maximum):+ 150C

## FST8230EL

Figure 1  
Typical Forward Characteristics

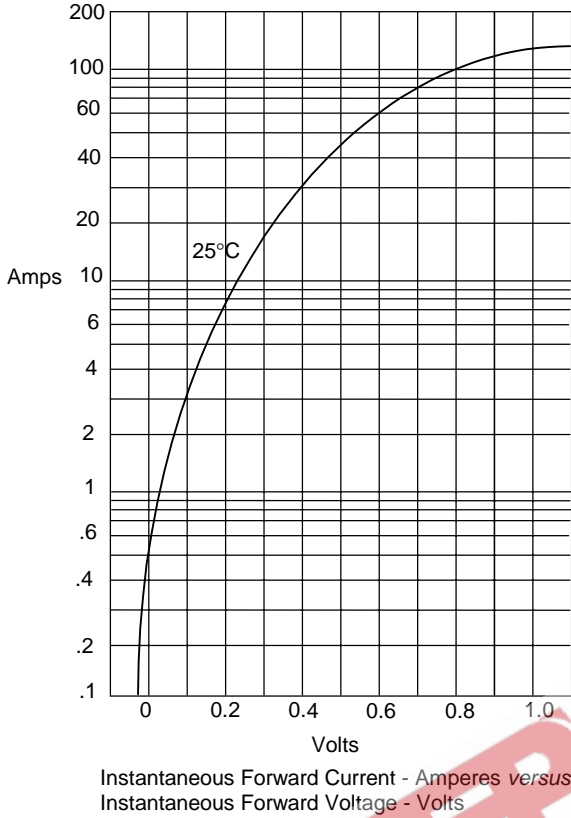


Figure 2  
Forward Derating Curve

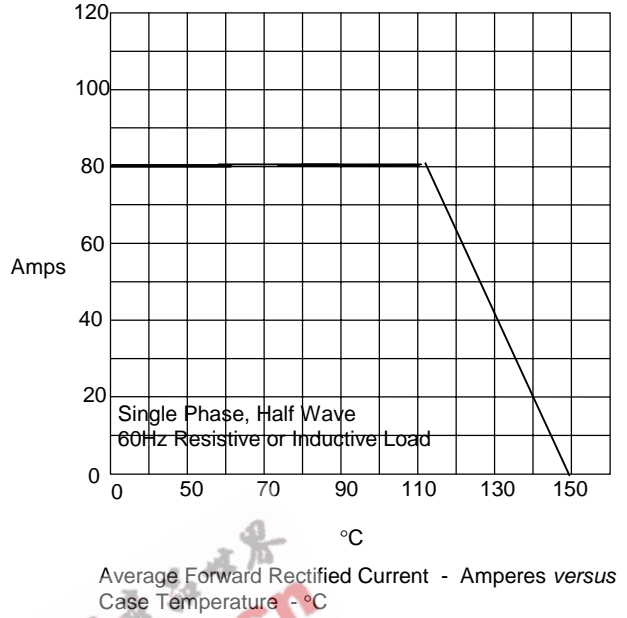


Figure 4  
Typical Reverse Characteristics

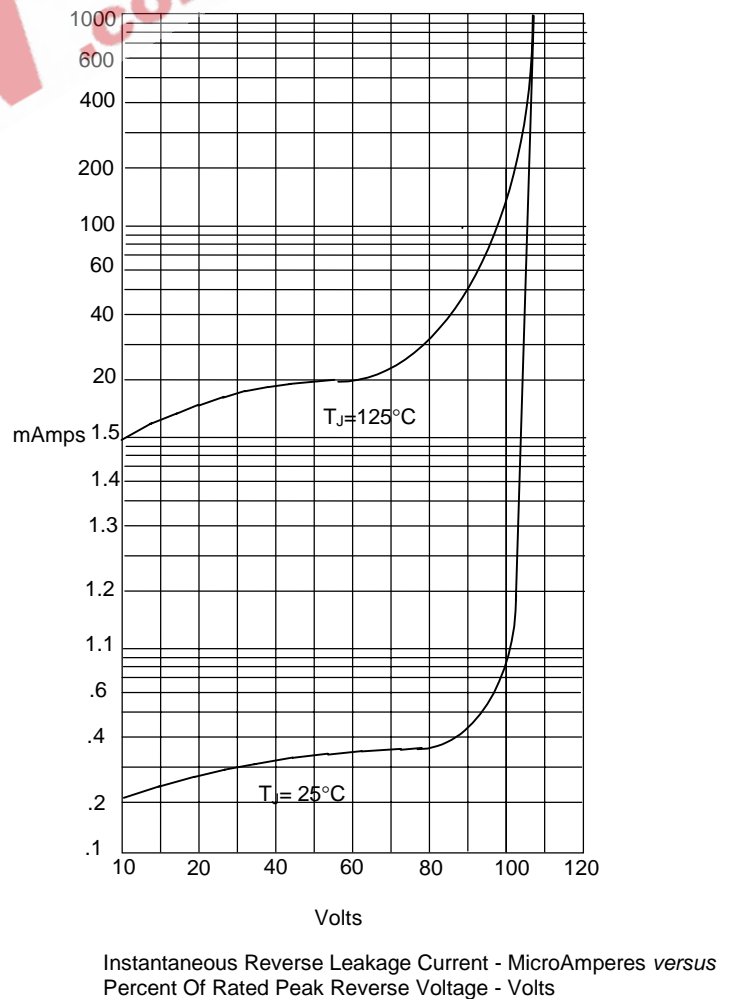


Figure 3  
Peak Forward Surge Current

