



Micro Commercial Components
 21201 Itasca Street Chatsworth
 CA 91311
 Phone: (818) 701-4933
 Fax: (818) 701-4939

FST6210 THRU FST6220

Features

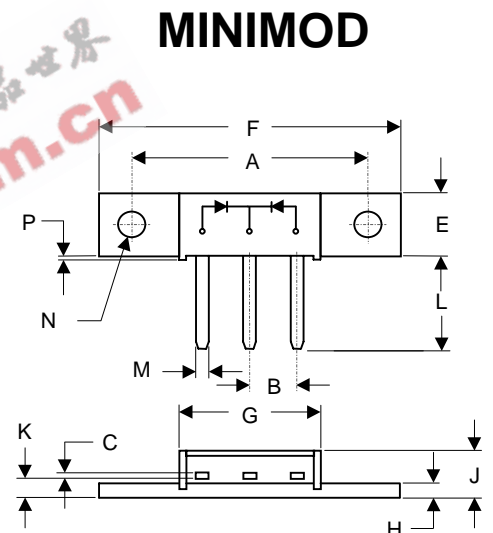
- Metal of siliconrectifier, majonty carrier conducton
- Guard ring for transient protection
- Low power loss high efficiency
- High surge capacity, High current capability

60 Amp Schottky Barrier Rectifier 10 to 20 Volts

Maximum Ratings

- Operating Temperature: -40°C to +125°C
- Storage Temperature: -40°C to +125°C

MCC Part Number	Maximum Recurrent Peak Reverse Voltage	Maximum RMS Voltage	Maximum DC Blocking Voltage
FST6210	10V	7V	10V
FST6215	15V	10.5V	15V
FST6220	20V	14V	20V



Electrical Characteristics @ 25°C Unless Otherwise Specified

Average Forward Current	$I_{F(AV)}$	60 A	$T_A = 105^\circ\text{C}$
Peak Forward Surge Current	I_{FSM}	600A	8.3ms, half sine
Maximum Instantaneous Forward Voltage	V_F	.43V	$I_{FM} = 30A;$ $T_A = 25^\circ\text{C}$
Maximum DC Reverse Current At Rated DC Blocking Voltage	I_R	3mA	$T_A = 25^\circ\text{C}$

DIM	DIMENSIONS				NOTE
	INCHES		MM		
A	1.180	1.195	29.97	30.35	
B	.200	REF	5.08	REF	2PL
C	.027	.037	0.69	0.94	
E	.350	.370	8.89	9.40	
F	1.490	1.510	37.85	38.35	
G	.695	.715	17.65	18.16	
H	.088	.098	2.24	2.49	
J	.240	.260	6.10	6.60	
K	.115	.135	2.92	3.43	
L	.460	.480	11.68	12.19	
M	.065	.085	1.65	2.16	
N	.151	.161	3.84	4.09	∅
P	.015	.025	0.38	0.64	

*Pulse Test: Pulse Width 300μsec, Duty Cycle 1%



Figure 1
Typical Forward Characteristics

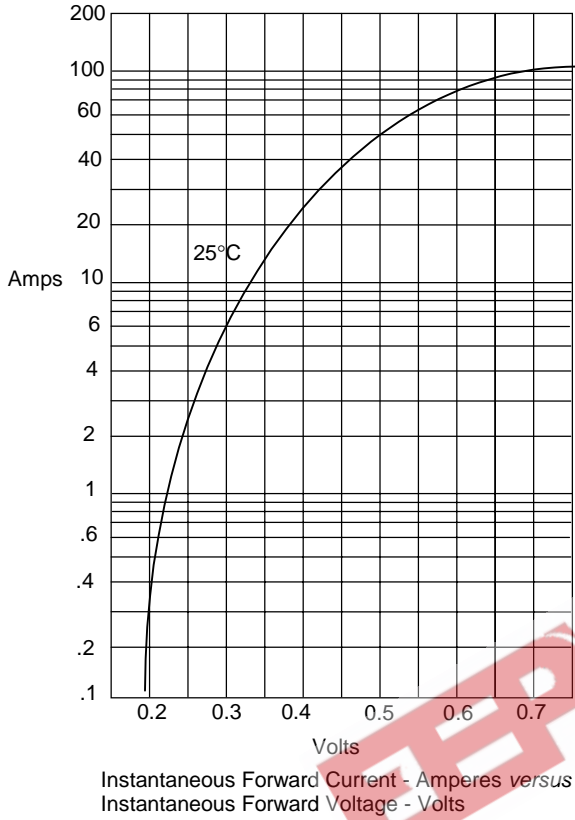


Figure 2
Forward Derating Curve

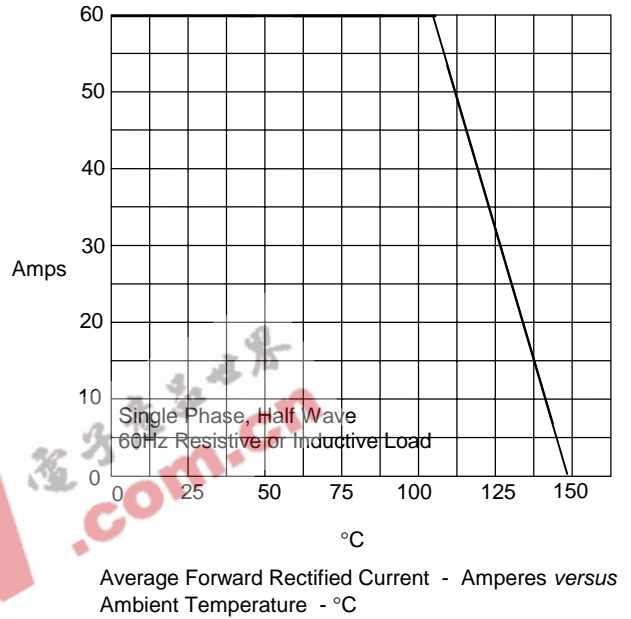


Figure 3
Junction Capacitance

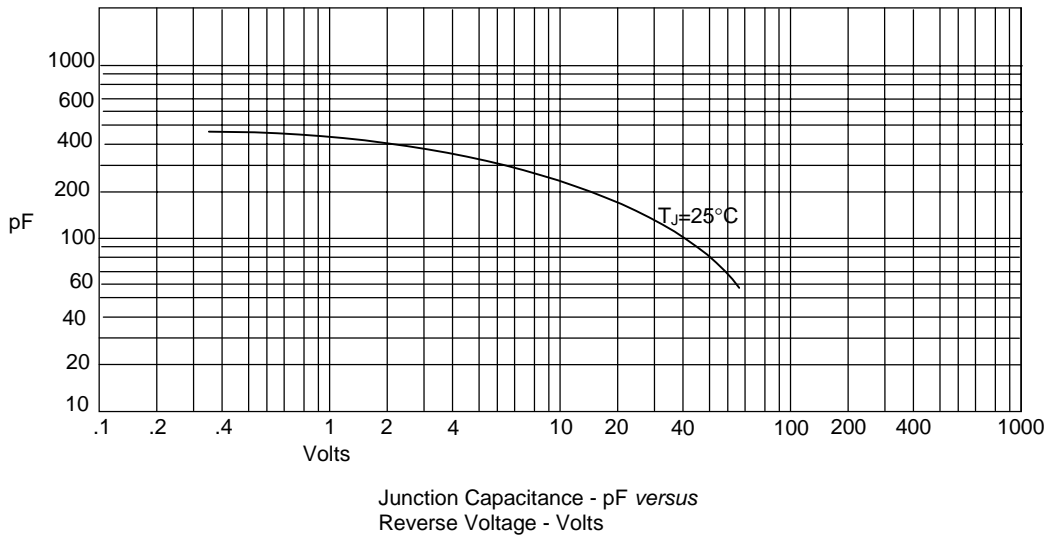
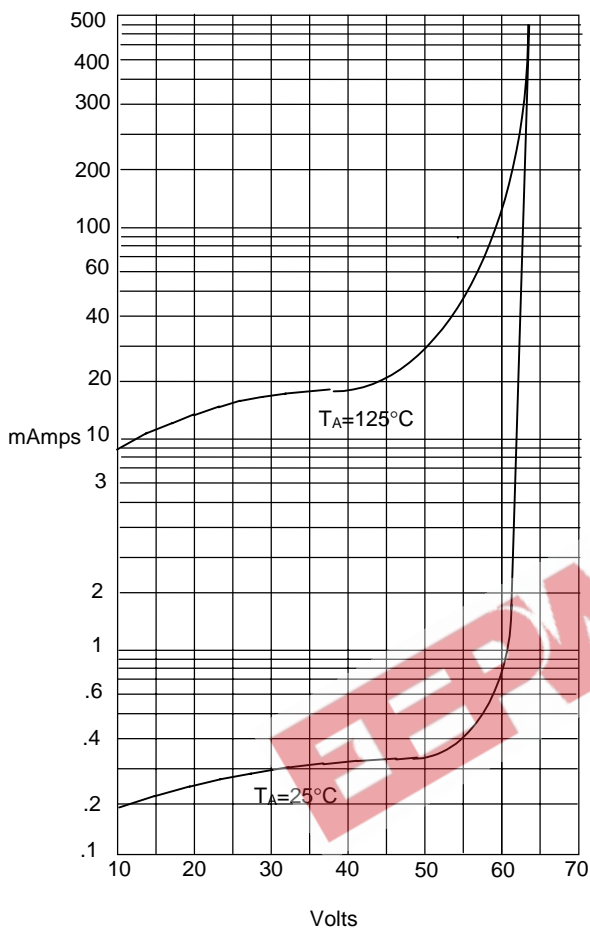


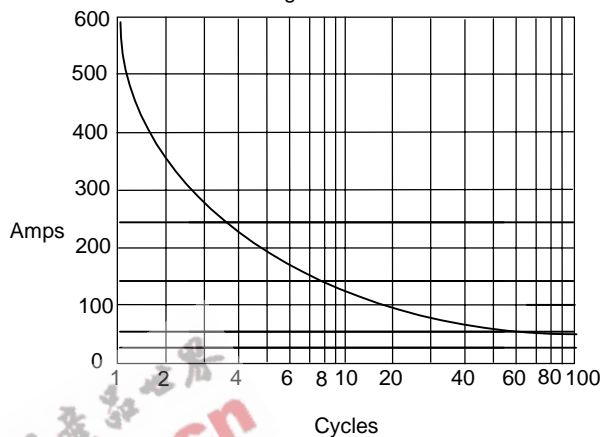


Figure 4
Typical Reverse Characteristics



Instantaneous Reverse Leakage Current - MicroAmperes versus Percent Of Rated Peak Reverse Voltage - Volts

Figure 5
Peak Forward Surge Current



Peak Forward Surge Current - Amperes versus Number Of Cycles At 60Hz - Cycles