

SCHOTTKY DIODES MODULE TYPE 70A

Features

High Surge Capability
Types Up to 100V V_{RRM}

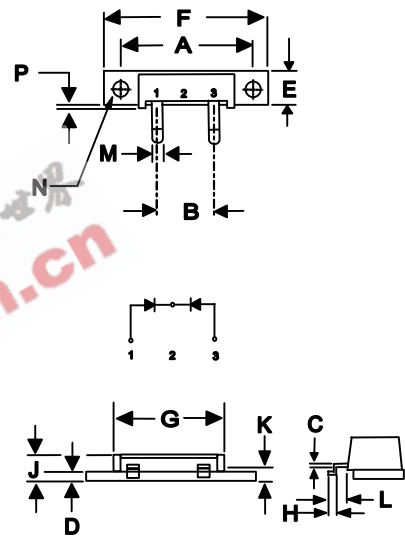
**70Amp Rectifier
20-100 Volts**

**MINI MOD
D61-2L**

Maximum Ratings

Operating Temperature: -40°C to $+175^{\circ}\text{C}$
Storage Temperature: -40°C to $+175^{\circ}\text{C}$

Part Number	Maximum Recurrent Peak Reverse Voltage	Maximum RMS Voltage	Maximum DC Blocking Voltage
FST7220L	20V	14V	20V
FST7230L	30V	21V	30V
FST7235L	35V	25V	35V
FST7240L	40V	28V	40V
FST7245L	45V	32V	45V
FST7260L	60V	42V	60V
FST7280L	80V	56V	80V
FST72100L	100V	70V	100V



Electrical Characteristics @ 25 °C Unless Otherwise Specified

Average Forward Current (Per pkg)	$I_{F(AV)}$	70A	$T_C = 100^{\circ}\text{C}$
Peak Forward Surge Current (Per leg)	I_{FSM}	800A	8.3ms, half sine
Maximum Instantaneous Forward Voltage (Per leg) NOTE (1)	V_F	0.55V 0.75V 0.84V	(FST7220L~FST7245L) (FST7260L) (FST7280L~FST72100L) $I_{FM} = 35\text{A}; T_j = 25^{\circ}\text{C}$
Maximum Instantaneous Reverse Current At Rated DC Blocking Voltage (Per leg) NOTE (1)	I_R	5.0 mA 500 mA	$T_j = 25^{\circ}\text{C}$ $T_j = 125^{\circ}\text{C}$
Maximum Thermal Resistance Junction To Case (Per leg)	$R_{\theta jc}$	1.2°C/W	

DIM	DIMENSIONS				NOTE
	INCHES		MM		
	MIN	MAX	MIN	MAX	
A	1.180	1.195	29.97	30.35	
B	.400	NOM	10.16	NOM	2PL
C	.027	.037	0.69	0.94	
D	.088	.098	2.24	2.49	
E	.350	.370	8.89	9.40	
F	1.490	1.510	37.85	38.35	
G	.695	.715	17.65	18.16	
H	.104	.124	2.64	3.15	
J	.240	.260	6.10	6.60	
K	.115	.135	2.92	3.43	
L	.230	.250	5.84	6.35	
M	.065	.085	1.65	2.16	
N	.151	.161	3.84	4.09	∅
P	.015	.025	0.38	0.64	

NOTE :

(1) Pulse Test: Pulse Width 300 usec, Duty Cycle < 2%

FST7220L THRU FST72100L

Figure .1-Typical Forward Characteristics

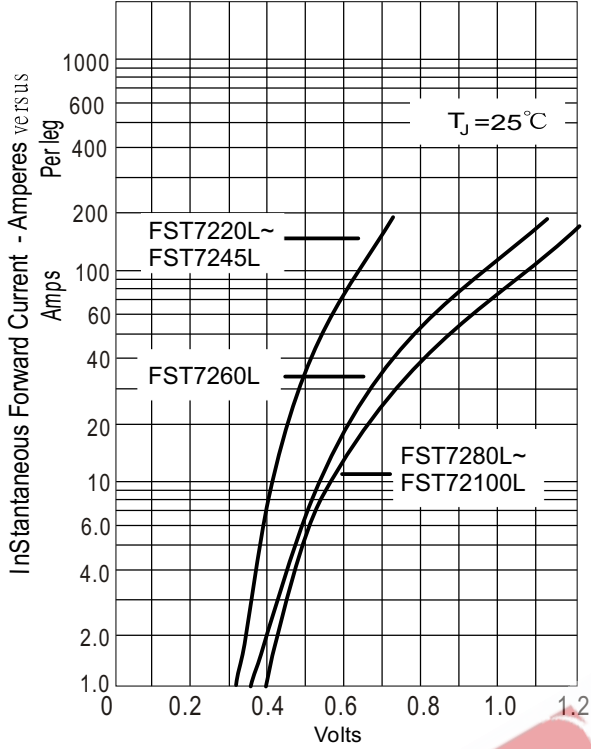
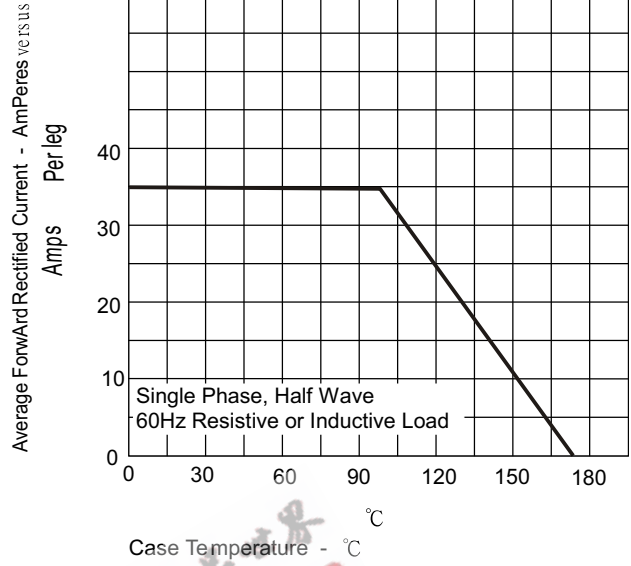


Figure .2-Forward Derating Curve



Instantaneous Forward Voltage - Volts

Figure .3-Peak Forward Surge Current

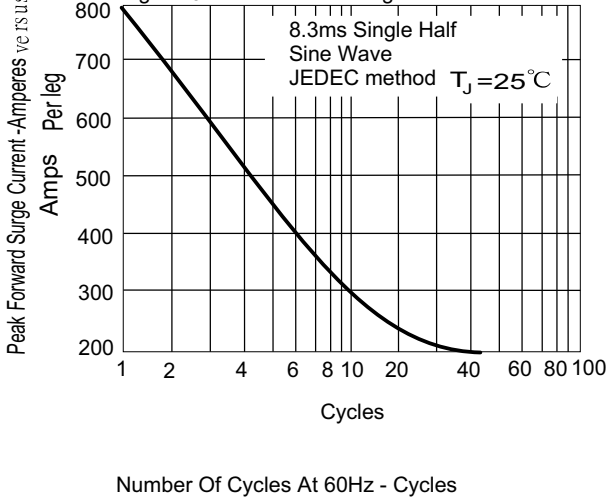


Figure .4-Typical Reverse Characteristics

