



Micro Commercial Components
 21201 Itasca Street Chatsworth
 CA 91311
 Phone: (818) 701-4933
 Fax: (818) 701-4939

FST8320SL THRU FST8345SL

Features

- Metal of siliconrectifier, majonty carrier conducton
- Guard ring for transient protection
- Low power loss high efficiency
- High surge capacity, High current capability

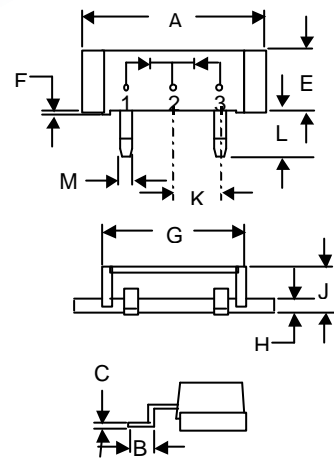
80 Amp Schottky Barrier Rectifier 20 to 45 Volts

Maximum Ratings

- Operating Temperature: -40°C to +175°C
- Storage Temperature: -40°C to +150°C

MCC Part Number	Maximum Recurrent Peak Reverse Voltage	Maximum RMS Voltage	Maximum DC Blocking Voltage
FST8320SL	20V	14V	20V
FST8330SL	30V	21V	30V
FST8335SL	35V	24.5V	35V
FST8340SL	40V	28V	40V
FST8345SL	45V	31.5V	45V

MINIMOD-SL



Electrical Characteristics @ 25°C Unless Otherwise Specified

Average Forward Current	$I_{F(AV)}$	80 A	$T_C = 110^\circ\text{C}$
Peak Forward Surge Current	I_{FSM}	800A	8.3ms, half sine
Maximum Instantaneous Forward Voltage FST8320SL-8345SL	V_F	.53 V	$I_{FM} = 40.0A;$ $T_J = 25^\circ\text{C}$
Maximum DC Reverse Current At Rated DC Blocking Voltage	I_R	3.0mA 500nA	$T_J = 25^\circ\text{C}$ $T_J = 125^\circ\text{C}$
Typical Junction Capacitance	C_J	2100pF	Measured at 1.0MHz, $V_R=5.0V$

DIM	DIMENSIONS				NOTE
	INCHES		MM		
	MIN	MAX	MIN	MAX	
A	.777	.797	19.74	20.24	
B	.110	.120	2.79	3.04	
C	.027	.037	0.69	0.94	
E	.350	.370	8.89	9.40	
F	.015	.025	0.38	0.64	
G	.695	.715	17.65	18.16	
H	.088	.098	2.24	2.49	
J	.240	.260	6.10	6.60	
K	.200	REF	5.08	REF	2PL
L	.230	.250	5.84	6.35	
M	.065	.085	1.65	2.16	

Pul se Test: Pulse Width 300µsec, Duty Cycle 2%



Figure 1
Typical Forward Characteristics

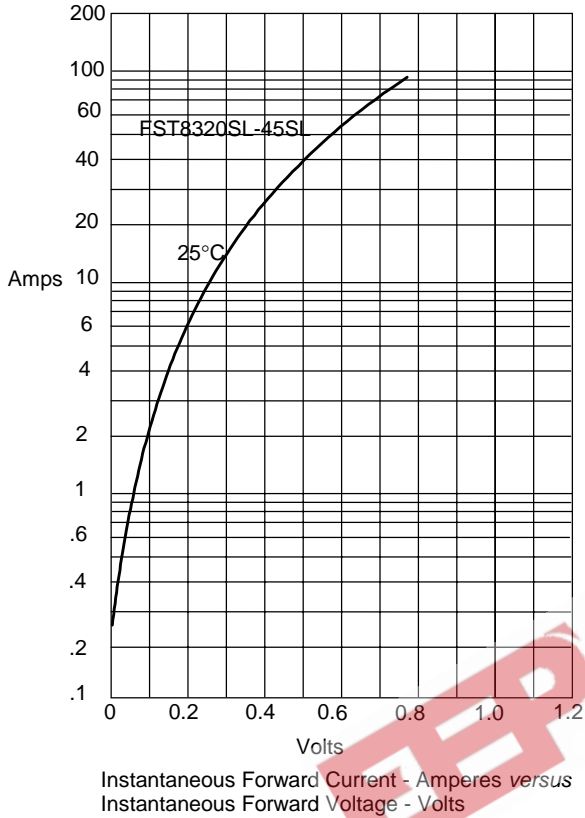


Figure 2
Forward Derating Curve

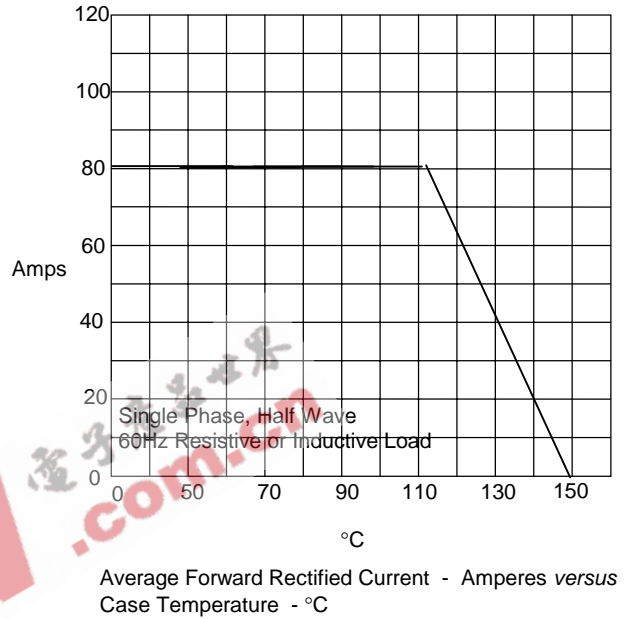


Figure 3
Junction Capacitance

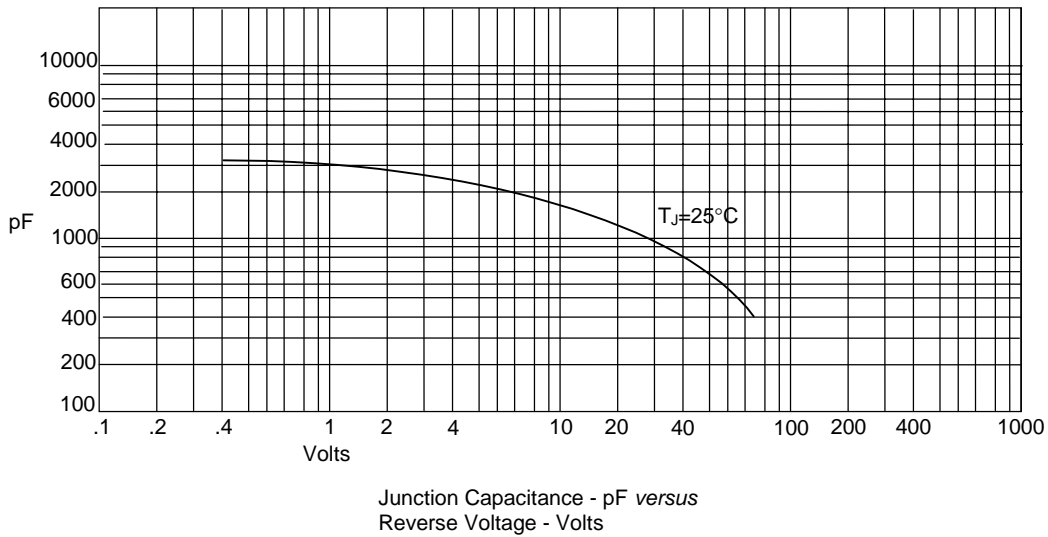
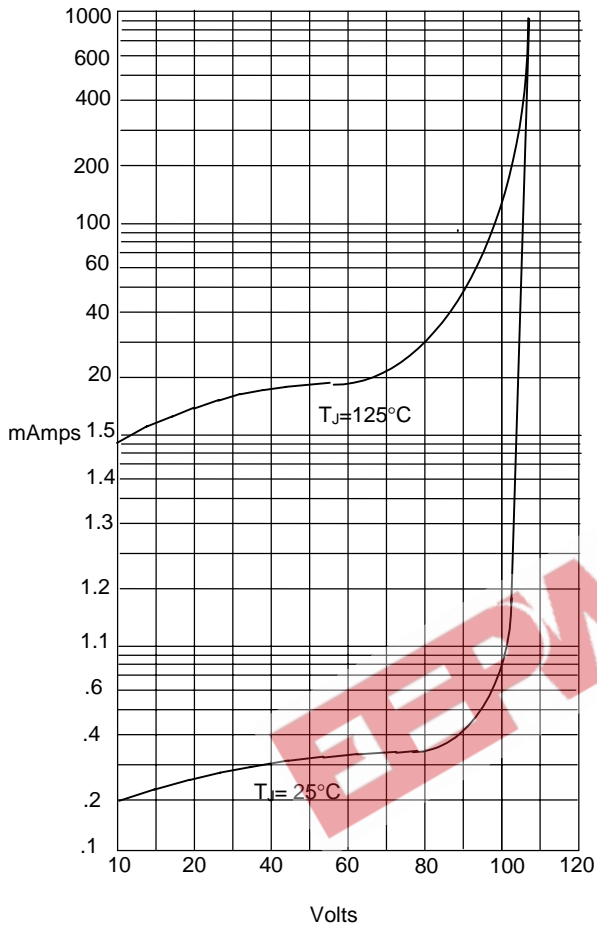
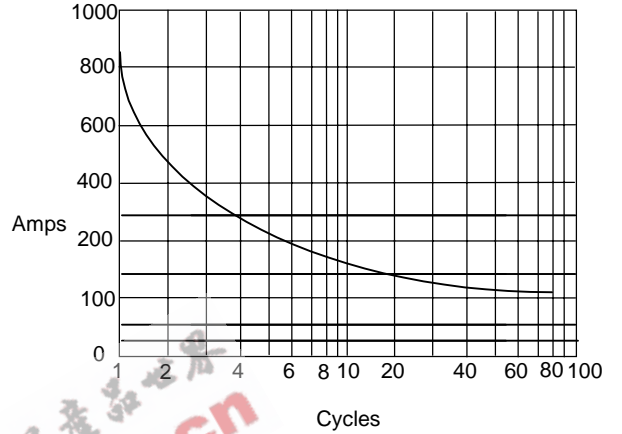


Figure 4
Typical Reverse Characteristics



Instantaneous Reverse Leakage Current - MicroAmperes versus Percent Of Rated Peak Reverse Voltage - Volts

Figure 5
Peak Forward Surge Current



Peak Forward Surge Current - Amperes versus Number Of Cycles At 60Hz - Cycles