

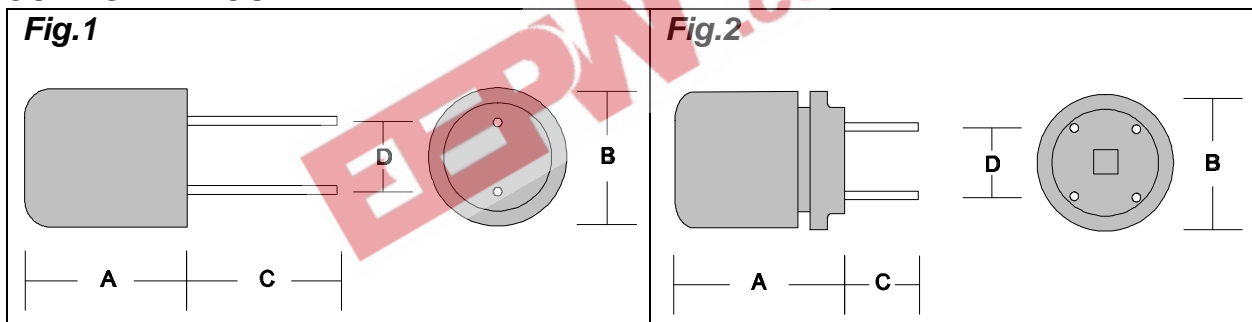
FS Series

- Ultra High Inductance Values
- Ferrite Shielded
- Excellent 'Q'
- Typical Pack Size 5000pcs



The FS range of shielded radial inductors from ECM is available in 2 basic configurations. Both variations offer excellent ferrite shielding characteristics and high 'Q'. The FSB type features hard wire pins for ease of automatic assembly.

COMPONENT OUTLINE




(1 = FS1012 Type, 2 = FSB1014 Type)

DIMENSIONS (mm)

ECM Type	Inductance Range	Outline (Fig.)	A (mm)	B	C	D	Pin Dia.
FS1012	1.2mH~1.2H	1	13.5	11.0	10.0	5.0	0.65
FSB1014	1.0mH~120mH	2	14.0	11.0	3.5	5.0	0.70

ECM Shielded Radial Inductors



ECM Part	L (mH)	Tol %	Q Min. (**MHz)	R _{DC} MAX (W)	I _{DC} I _N (mA)
----------	--------	-------	----------------	-------------------------	-------------------------------------

FS1012 Series

FS1012-122	1.2 @0.252 MHz	J,K	50	1.20	200
FS1012-152	1.5 @0.252 MHz	J,K	50	1.50	200
FS1012-152	1.8 @0.252 MHz	J,K	50	1.60	200
FS1012-222	2.2 @0.252 MHz	J,K	50	1.80	200
FS1012-272	2.7 @0.252 MHz	J,K	40	1.90	200
FS1012-332	3.3 @0.252 MHz	J,K	40	2.30	200
FS1012-392	3.9 @0.252 MHz	J,K	40	2.50	200
FS1012-472	4.7 @0.252 MHz	J,K	40	3.70	140
FS1012-502	5.0 @0.252 MHz	J,K	40	3.80	140
FS1012-562	5.6 @0.252 MHz	J,K	40	4.00	140
FS1012-682	6.8 @0.252 MHz	J,K	40	4.20	140
FS1012-822	8.2 @0.252 MHz	J,K	100	5.30	140
FS1012-103	10 @0.079 MHz	J,K	100	7.30	100
FS1012-123	12 @0.079 MHz	J,K	100	8.30	100
FS1012-153	15 @0.079 MHz	J,K	100	11.00	90
FS1012-183	18 @0.079 MHz	J,K	100	13.60	75
FS1012-223	22 @0.079 MHz	J,K	100	15.40	75
FS1012-273	27 @0.079 MHz	J,K	100	17.90	75
FS1012-333	33 @0.079 MHz	J,K	100	23.30	60
FS1012-393	39 @0.079 MHz	J,K	100	25.90	60
FS1012-473	47 @0.079 MHz	J,K	80	30.40	60
FS1012-503	50 @0.079 MHz	J,K	80	37.80	50
FS1012-563	56 @0.079 MHz	J,K	80	39.10	50
FS1012-683	68 @0.079 MHz	J,K	80	40.00	50
FS1012-823	82 @0.079 MHz	J,K	50	47.00	40
FS1012-104	100 @0.025 MHz	J,K	50	50.00	40
FS1012-124	120 @0.025 MHz	J,K	120	91.00	30
FS1012-154	150 @0.025 MHz	J,K	100	140.00	20
FS1012-184	180 @0.025 MHz	J,K	90	164.00	20
FS1012-224	220 @0.025 MHz	J,K	90	182.00	20
FS1012-274	270 @0.025 MHz	J,K	90	200.00	20
FS1012-334	330 @0.025 MHz	J,K	80	275.00	15
FS1012-394	390 @0.025 MHz	J,K	80	300.00	15
FS1012-474	470 @0.025 MHz	J,K	80	345.00	15
FS1012-564	560 @0.025 MHz	J,K	60	520.00	8.4
FS1012-684	680 @0.025 MHz	J,K	60	590.00	8.4
FS1012-824	820 @0.025 MHz	J,K	50	675.00	8.4
FS1012-105	1000 @0.025 MHz	J,K	50	770.00	8.4
FS1012-125	1200 @0.025 MHz	J,K	50	845.00	8.4


TOLERANCES J=5%; K= 10%.

** = Test Frequency as specified in 'L' column

ECM Electronics Limited, Penmaen House, Ashington, West Sussex, RH20 3JR, UK
Tel: +44(0)1903 892810: Fax: +44(0)1903 892738. Email: ecm@ecmelectronics.co.uk

Although we have attempted to accurately reflect the products we market. ECM reserve the right without prior notice to discontinue any product or make design changes we believe necessary.

ECM Shielded Radial Inductors



ECM Part	L (mH)	Tol %	Q Min. (**MHz)	R_{DC} MAX (W)	I_{DC} I_N (mA)
-----------------	---------------	--------------	-----------------------	-------------------------------	--

FSB1014 Series

FSB1014-102	1.0 @0.252 MHz	J,K	15	2.00	270
FSB1014-122	1.2 @0.252 MHz	J,K	15	2.30	250
FSB1014-152	1.5 @0.252 MHz	J,K	15	2.70	220
FSB1014-182	1.8 @0.252 MHz	J,K	15	3.00	220
FSB1014-222	2.2 @0.252 MHz	J,K	15	3.80	200
FSB1014-272	2.7 @0.252 MHz	J,K	15	4.50	180
FSB1014-332	3.3 @0.252 MHz	J,K	20	6.00	160
FSB1014-392	3.9 @0.252 MHz	J,K	20	7.80	120
FSB1014-472	4.7 @0.252 MHz	J,K	20	10.50	120
FSB1014-562	5.6 @0.252 MHz	J,K	20	11.00	100
FSB1014-682	6.8 @0.252 MHz	J,K	20	11.80	100
FSB1014-822	8.2 @0.252 MHz	J,K	20	13.20	100
FSB1014-103	10 @0.252 MHz	J,K	60	17.60	90
FSB1014-123	12 @0.079 MHz	J,K	60	22.50	75
FSB1014-153	15 @0.079 MHz	J,K	60	25.00	75
FSB1014-183	18 @0.079 MHz	J,K	60	32.00	60
FSB1014-223	22 @0.079 MHz	J,K	60	36.00	60
FSB1014-273	27 @0.079 MHz	J,K	60	46.00	50
FSB1014-333	33 @0.079 MHz	J,K	60	54.00	50
FSB1014-393	39 @0.079 MHz	J,K	45	72.00	40
FSB1014-473	47 @0.079 MHz	J,K	45	76.00	40
FSB1014-563	56 @0.079 MHz	J,K	45	89.00	40
FSB1014-683	68 @0.079 MHz	J,K	30	123.00	30
FSB1014-823	82 @0.079 MHz	J,K	30	135.00	30
FSB1014-104	100 @0.025 MHz	J,K	45	205.00	20
FSB1014-124	120 @0.025 MHz	J,K	45	228.00	20

TOLERANCES J=5%; K= 10%.

**** = Test Frequency as specified in 'L' column**

ECM Electronics Limited, Penmaen House, Ashington, West Sussex, RH20 3JR, UK
 Tel: +44(0)1903 892810: Fax: +44(0)1903 892738. Email: ecm@ecmelectronics.co.uk

Although we have attempted to accurately reflect the products we market. ECM reserve the right without prior notice to discontinue any product or make design changes we believe necessary.