

SCHOTTKY DIODES MODULE TYPE 60A

Features

High Surge Capability
Types Up to 100V V_{RRM}

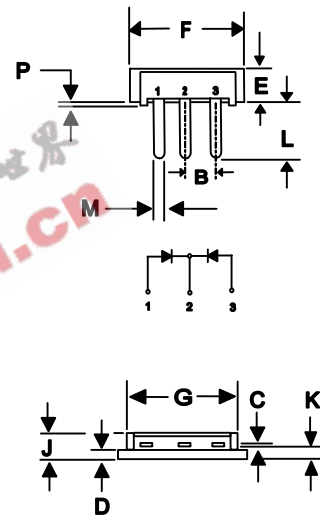
**60Amp Rectifier
10-100 Volts**

**MINI MOD
D61-3SM**

Maximum Ratings

Operating Temperature: -40°C to $+125^{\circ}\text{C}$
Storage Temperature: -40°C to $+125^{\circ}\text{C}$

Part Number	Maximum Recurrent Peak Reverse Voltage	Maximum RMS Voltage	Maximum DC Blocking Voltage
FST6310SM	10V	7V	10V
FST6315SM	15V	10V	15V
FST6320SM	20V	14V	20V
FST6330SM	30V	21V	30V
FST6335SM	35V	25V	35V
FST6340SM	40V	28V	40V
FST6345SM	45V	32V	45V
FST6360SM	60V	42V	60V
FST6380SM	80V	56V	80V
FST63100SM	100V	70V	100V



DIM	DIMENSIONS				NOTE
	INCHES		MM		
	MIN	MAX	MIN	MAX	
A	-----	-----	-----	-----	
B	.200	NOM	5.08	NOM	2PL
C	.027	.037	0.69	0.94	
D	.088	.098	2.24	2.49	
E	.350	.370	8.89	9.40	
F	.777	.797	19.74	20.24	
G	.695	.715	17.65	18.16	
J	.240	.260	6.10	6.60	
K	.115	.135	2.92	3.43	
L	.457	.477	11.61	12.12	
M	.065	.085	1.65	2.16	
N	-----	-----	-----	-----	∅
P	.015	.025	0.38	0.64	

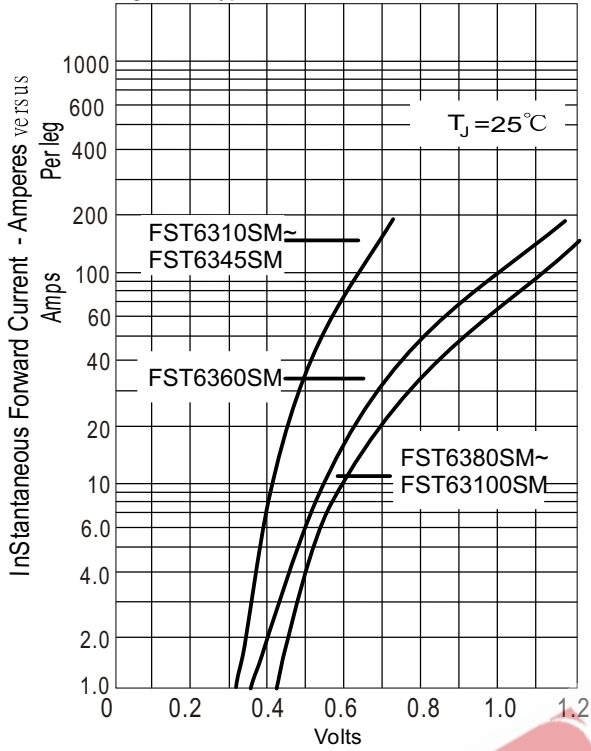
Electrical Characteristics @ 25 °C Unless Otherwise Specified

Average Forward Current (Per pkg)	$I_{F(AV)}$	60A	$T_C = 105^{\circ}\text{C}$
Peak Forward Surge Current (Per leg)	I_{FSM}	600A	8.3ms, half sine
Maximum Instantaneous Forward Voltage (Per leg) NOTE (1)	V_F	0.55V 0.75V 0.84V	(FST6310SM-FST6345SM) (FST6360SM) (FST6380SM-FST63100SM) $I_{FM} = 30\text{A}; T_J = 25^{\circ}\text{C}$
Maximum Instantaneous Reverse Current At Rated DC Blocking Voltage (Per leg) NOTE (1)	I_R	3.0 mA 500 mA	$T_J = 25^{\circ}\text{C}$ $T_J = 125^{\circ}\text{C}$
Maximum Thermal Resistance Junction To Case (Per leg)	$R_{\theta jc}$	1.2°C/W	

NOTE :

(1) Pulse Test: Pulse Width 300 usec, Duty Cycle < 2%

Figure .1-Typical Forward Characteristics



Instantaneous Forward Voltage - Volts

Figure .2-Forward Derating Curve

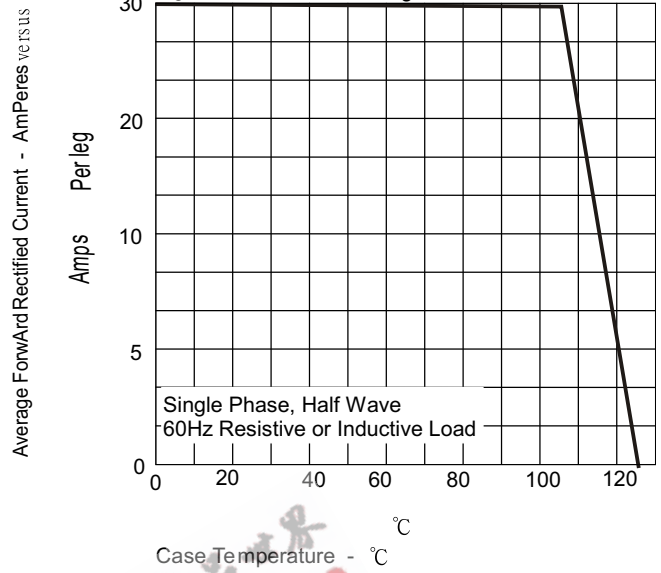


Figure .4-Typical Reverse Characteristics

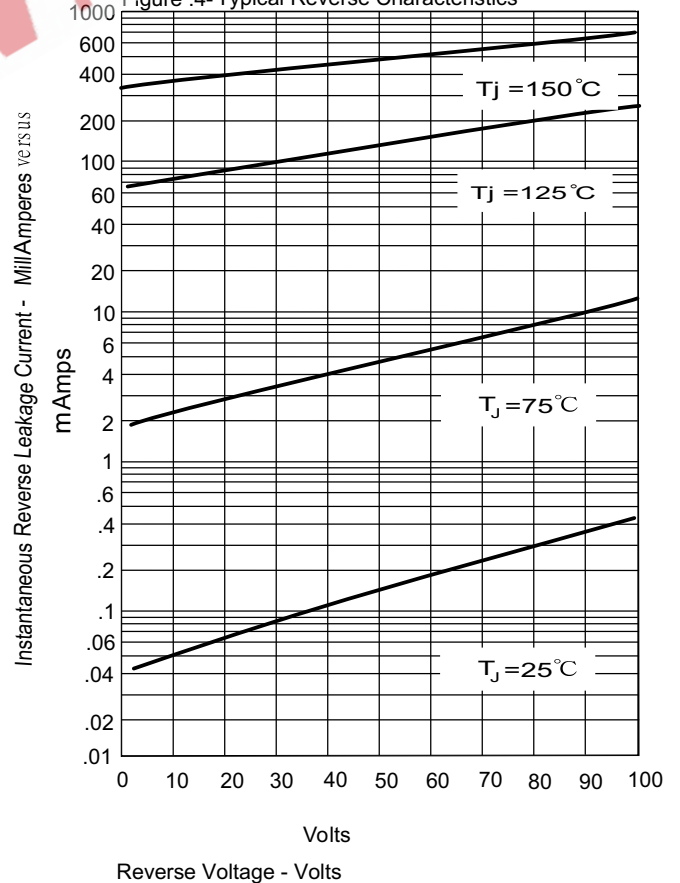
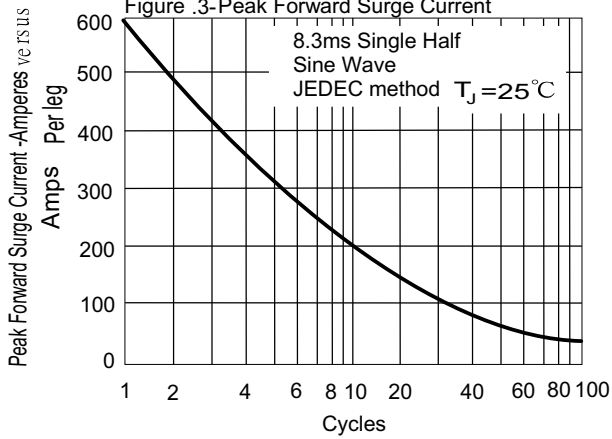


Figure .3-Peak Forward Surge Current



Number Of Cycles At 60Hz - Cycles