

SCHOTTKY DIODES MODULE TYPE 60A

Features

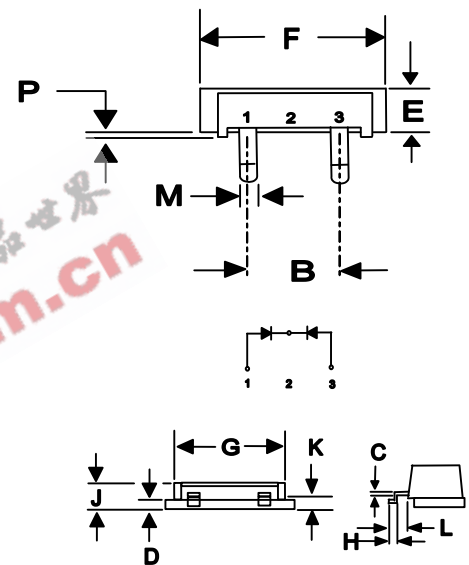
High Surge Capability
Types Up to 100V V_{RRM}

**60Amp Rectifier
10-100 Volts**

Maximum Ratings

Operating Temperature: -40°C to $+125^{\circ}\text{C}$
Storage Temperature: -40°C to $+125^{\circ}\text{C}$

Part Number	Maximum Recurrent Peak Reverse Voltage	Maximum RMS Voltage	Maximum DC Blocking Voltage
FST6210SL	10V	7V	10V
FST6215SL	15V	10V	15V
FST6220SL	20V	14V	20V
FST6230SL	30V	21V	30V
FST6235SL	35V	25V	35V
FST6240SL	40V	28V	40V
FST6245SL	45V	32V	45V
FST6260SL	60V	42V	60V
FST6280SL	80V	56V	80V
FST62100SL	100V	70V	100V



DIM	DIMENSIONS				NOTE
	INCHES		MM		
	MIN	MAX	MIN	MAX	
A	-----	-----	-----	-----	
B	.400	NOM	10.16	NOM	2PL
C	.027	.037	0.69	0.94	
D	.088	.098	2.24	2.49	
E	.350	.370	8.89	9.40	
F	.777	.797	19.74	20.24	
G	.695	.715	17.65	18.16	
H	.104	.124	2.64	3.15	
J	.240	.260	6.10	6.60	
K	.115	.135	2.92	3.43	
L	.230	.250	5.84	6.35	
M	.065	.085	1.65	2.16	
P	.015	.025	0.38	0.64	

Electrical Characteristics @ 25 °C Unless Otherwise Specified

Average Forward Current (Per pkg)	$I_{F(AV)}$	60A	$T_C = 105^{\circ}\text{C}$
Peak Forward Surge Current (Per leg)	I_{FSM}	600A	8.3ms, half sine
Maximum Instantaneous Forward Voltage (Per leg) NOTE (1)	V_F	0.55V 0.75V 0.84V	(FST6210SL~FST6245SL) (FST6260SL) (FST6280SL~FST62100SL) $I_{FM} = 30\text{ A}; T_J = 25^{\circ}\text{C}$
Maximum Instantaneous Reverse Current At Rated DC Blocking Voltage (Per leg) NOTE (1)	I_R	3.0 mA 500 mA	$T_J = 25^{\circ}\text{C}$ $T_J = 125^{\circ}\text{C}$
Maximum Thermal Resistance Junction To Case (Per leg)	$R_{\theta jc}$	1.2 °C/W	

NOTE :

(1) Pulse Test: Pulse Width 300 usec, Duty Cycle < 2%

Figure .1-Typical Forward Characteristics

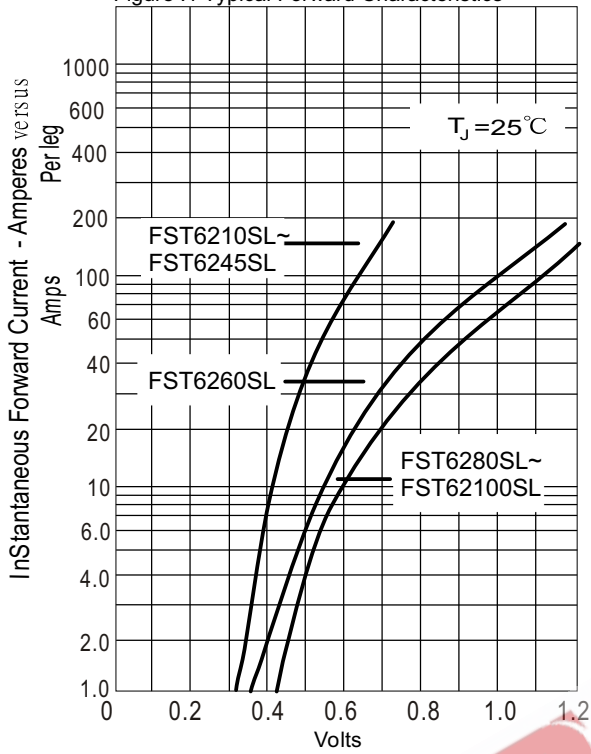
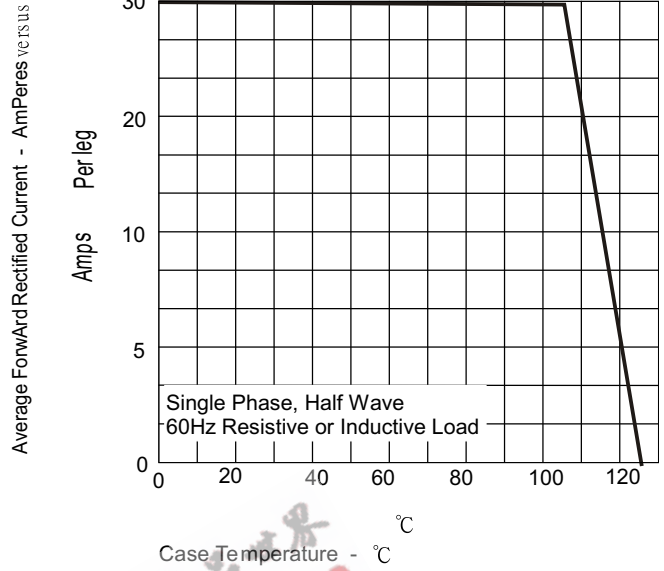


Figure .2-Forward Derating Curve



Instantaneous Forward Voltage - Volts

Figure .3-Peak Forward Surge Current

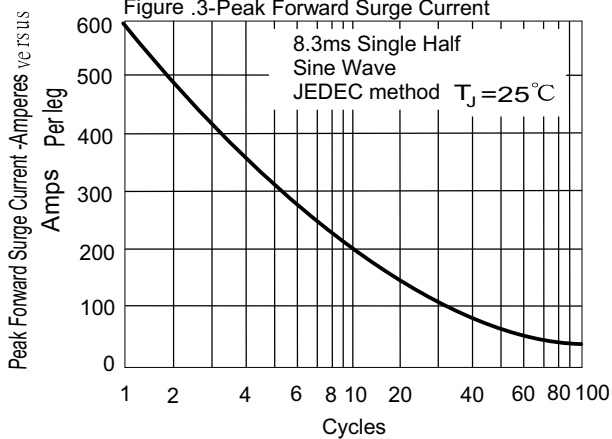
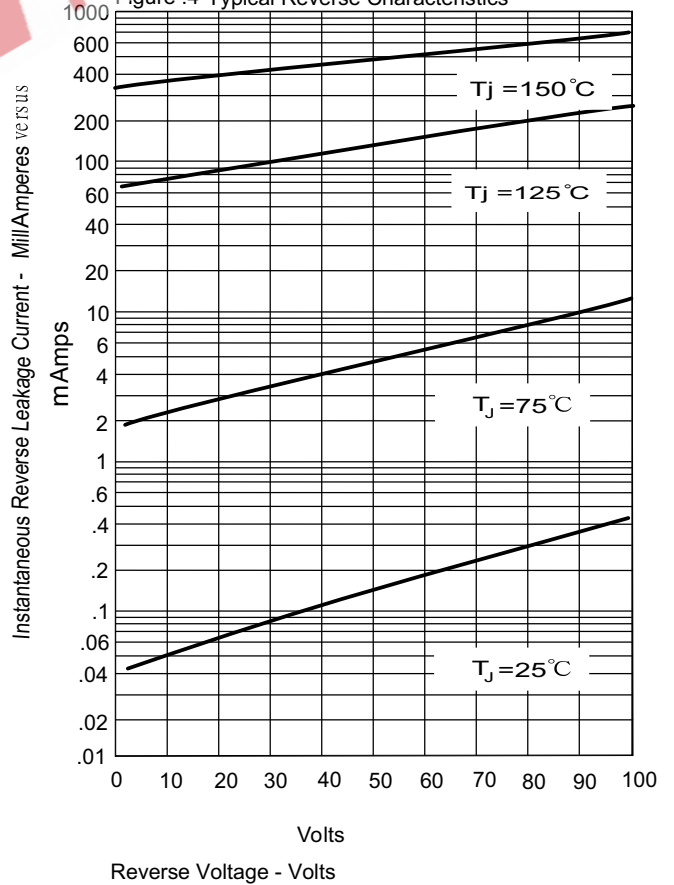


Figure .4-Typical Reverse Characteristics



Number Of Cycles At 60Hz - Cycles

Volts

Reverse Voltage - Volts