

KA331


V-F Converter

Features

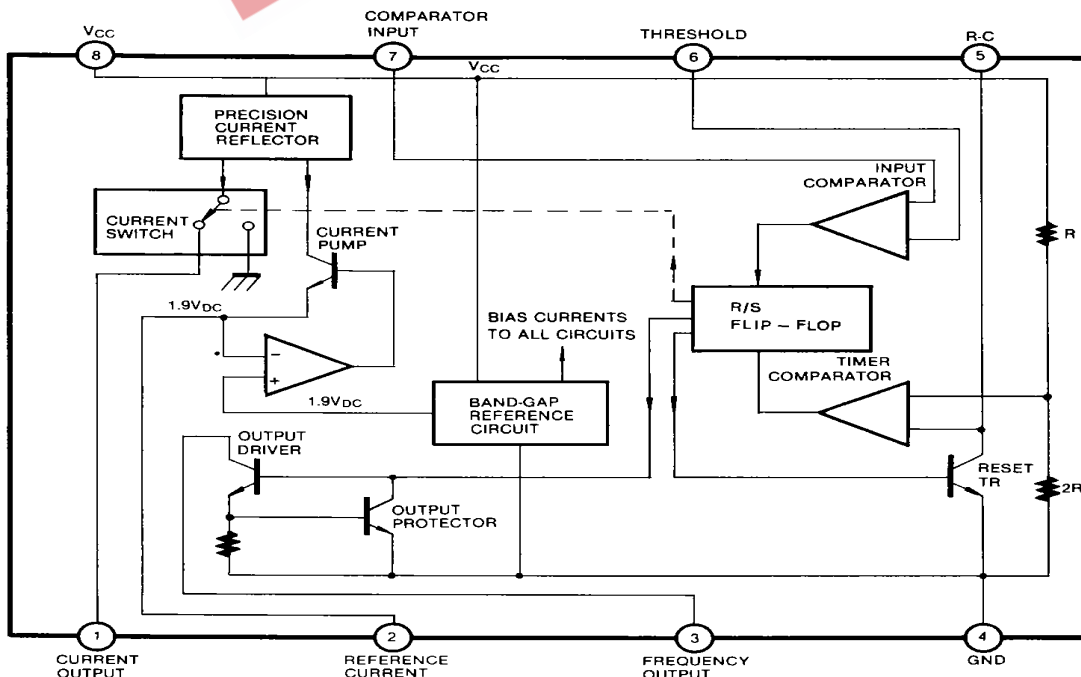
- Guaranteed linearity: 0.01% max.
- Low power dissipation: 15mW at 5V
- Wide range of full scale frequency: 1Hz to 100KHz
- Pulse output compatible with all logic forms
- Wide dynamic range: 100dB min at 10KHz full scale frequency

Description

This voltage to frequency converter provides the output pulse train at a frequency precisely proportional to the applied input voltage. The KA331 can operate at power supplies as low as 4.0V and be changed output frequency from 1Hz to 100KHz. It is ideally suited for use in simple low-cost circuit for analog-to digital conversion, long term integration, linear frequency modulation or demodulation, frequency-to-voltage conversion, and many other functions.



Internal Block Diagram



Absolute Maximum Ratings (TA = 25°C)

Parameter	Symbol	Value	Unit
Supply Voltage	V _{CC}	40	V
Input Voltage	V _I	-0.2 ~ + V _{CC}	V
Operating Temperature Range	TOPR	0 ~ +70	°C
Power Dissipation	PD	500	mW

Electrical Characteristics

Parameter	Symbol	Conditions	Min.	Typ.	Max.	Unit
VFC Non-Linearity	VFCNL	4.5 ≤ V _{CC} ≤ 20V	-	±0.003	±0.01	% Full-Scale
Conversion Accuracy Scale Factor	ACCUR	V _I = -10V, R _S = 14KΩ	0.90	1.00	1.10	KHz/V
Change Of Gain With V _{CC}	V _{CC} ΔG/V _{CC}	4.5V ≤ V _{CC} ≤ 10V	-	0.01	0.1	%V
		10V ≤ V _{CC} ≤ 40V	-	0.006	0.06	
Rated Full - Scale Frequency	f	V _I = -10V	10.0	-	-	KHz
INPUT COMPARATOR						
Offset Voltage	V _{IO}	0°C ≤ T _A ≤ +70°C	-	±3	±10	mV
Bias Current	I _{BIAS}	-	-	-80	-300	nA
Offset Current	I _{IO}	-	-	±8	±100	nA
Common-Mode Range	V _{CM}	0°C ≤ T _A ≤ +70°C	-0.2	-	V _{CC} -2.0	V
TIMER (PIN 5)						
Timer Threshold Voltage	V _{TH}	-	0.63	0.667	0.701	×V _{CC}
Input Bias Current	I _{BIAS}	V _{CC} = 15V, 0V ≤ V ₅ ≤ 9.9V	-	±10	±100	nA
		V ₅ = 10V	-	200	1000	nA
Saturation Voltage	V _{SAT}	I = 5mA	-	0.22	0.5	V
CURRENT SOURCE (PIN 1)						
Output Current	I _O	R _S = 14KΩ, V ₁ = 0V	116	136	156	μA
Change with Voltage	ΔI _O /ΔV ₁	0V ≤ V ₁ ≤ 10V	-	0.2	1.0	μA
Current Source Off Leakage	I _{LKG}	-	-	0.02	10.0	nA
REFERENCE VOLTAGE (PIN 2)						
Reference Voltage	V _{REF}	-	1.70	1.89	2.08	V _{DC}
Stability vs Temperature	ST _T	-	-	±60	-	ppm/°C
Stability vs Time, 1000Hours	ST _T	-	-	±0.1	-	%
LOGIC OUTPUT (Pin 3)						
Saturation Voltage	V _{SAT}	I = 5mA	-	0.15	0.50	V
		I = 3.2mA	-	0.10	0.40	
Off Leakage	I _{LKG}	-	-	±0.05	1.0	μA
SUPPLY CURRENT						
Supply Current	I _{CC}	V _{CC} = 5V	1.5	3.0	6.0	mA
		V _{CC} = 40V	2.0	4.0	8.0	

Typical Applications

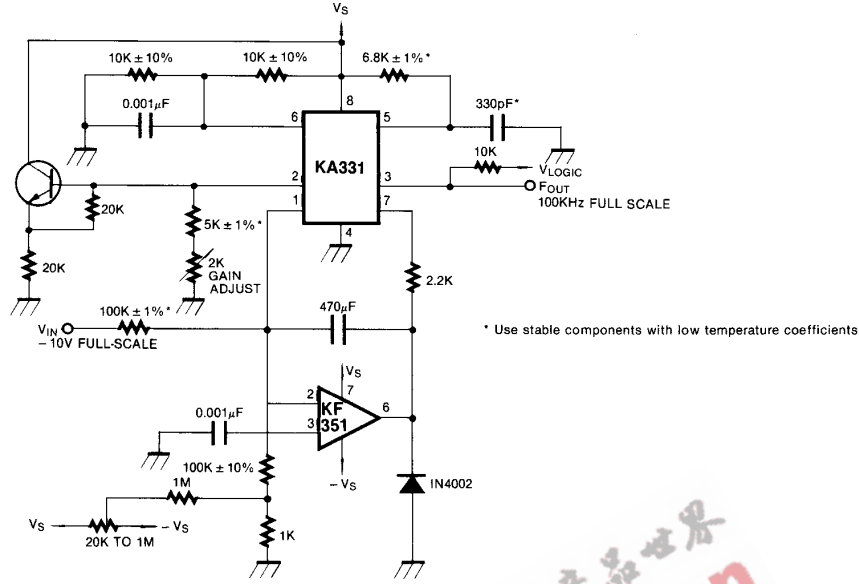


Figure 1. Precision Voltage-to-Frequency Converter, 100KHz Full-Scale

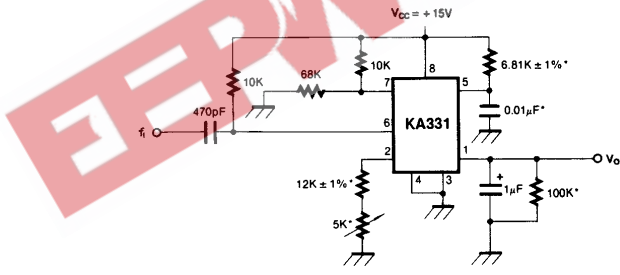


Figure 2. Simple Frequency-to-Voltage Converter, 10KHz Full-Scale

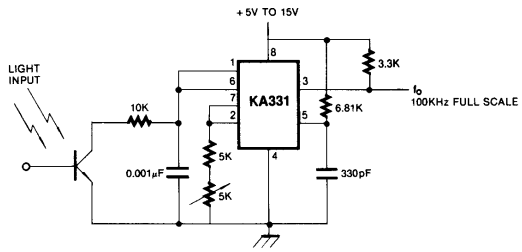


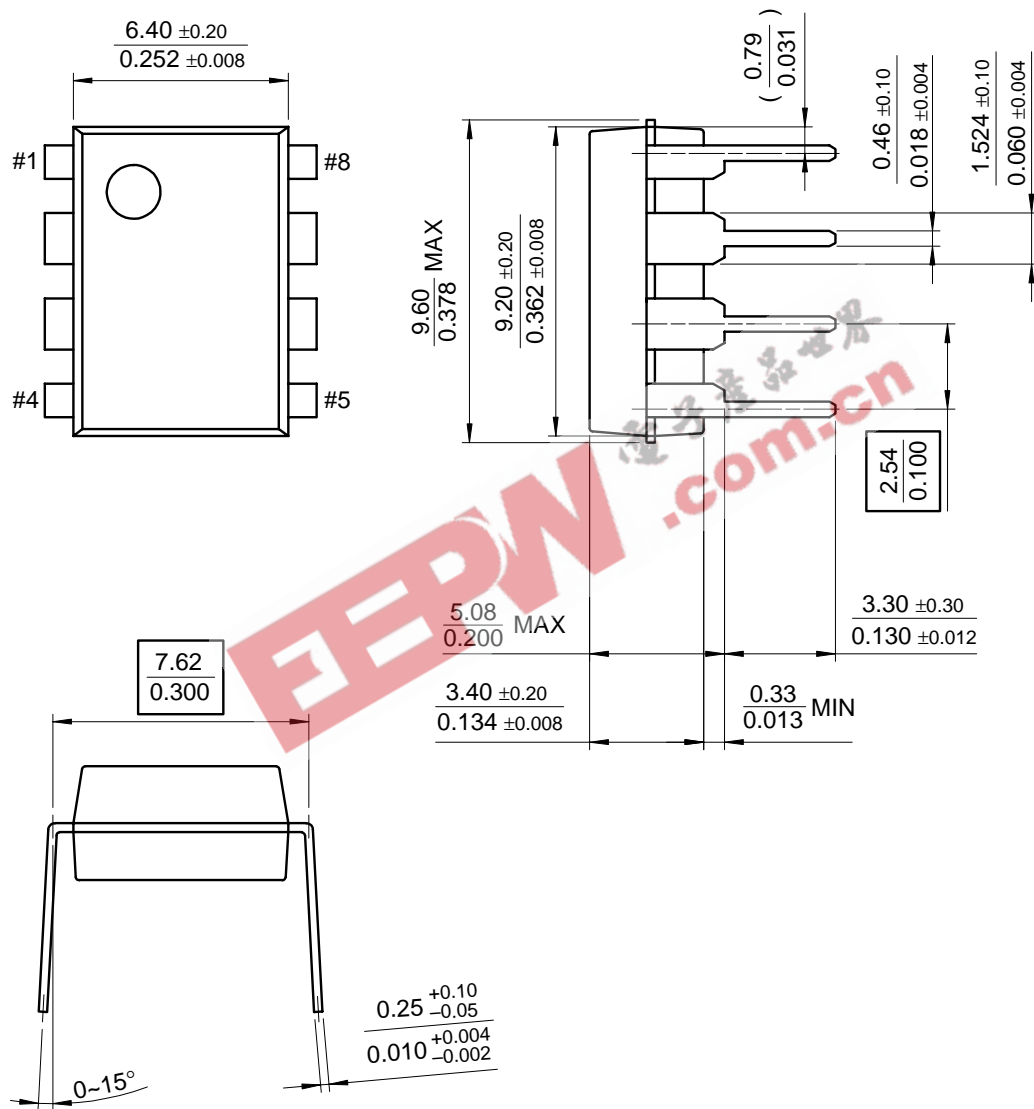
Figure 3. Light Intensity to Frequency Converter

Mechanical Dimensions

Package

Dimensions in millimeters

8-DIP



Ordering Information

Product Number	Package	Operating Temperature
KA331	8-DIP	0 ~ + 70°C

EEPW 电子產品世界
.com.cn



DISCLAIMER

FAIRCHILD SEMICONDUCTOR RESERVES THE RIGHT TO MAKE CHANGES WITHOUT FURTHER NOTICE TO ANY PRODUCTS HEREIN TO IMPROVE RELIABILITY, FUNCTION OR DESIGN. FAIRCHILD DOES NOT ASSUME ANY LIABILITY ARISING OUT OF THE APPLICATION OR USE OF ANY PRODUCT OR CIRCUIT DESCRIBED HEREIN; NEITHER DOES IT CONVEY ANY LICENSE UNDER ITS PATENT RIGHTS, NOR THE RIGHTS OF OTHERS.

LIFE SUPPORT POLICY

FAIRCHILD'S PRODUCTS ARE NOT AUTHORIZED FOR USE AS CRITICAL COMPONENTS IN LIFE SUPPORT DEVICES OR SYSTEMS WITHOUT THE EXPRESS WRITTEN APPROVAL OF THE PRESIDENT OF FAIRCHILD SEMICONDUCTOR CORPORATION. As used herein:

1. Life support devices or systems are devices or systems which, (a) are intended for surgical implant into the body, or (b) support or sustain life, and (c) whose failure to perform when properly used in accordance with instructions for use provided in the labeling, can be reasonably expected to result in a significant injury of the user.
2. A critical component in any component of a life support device or system whose failure to perform can be reasonably expected to cause the failure of the life support device or system, or to affect its safety or effectiveness.