

HZK-LL Series

Silicon Epitaxial Planar Zener Diodes for
Hard Knee Low Noise

REJ03G0020-0200Z
(Previous: ADE-208-128A)
Rev.2.00
May.14.2003

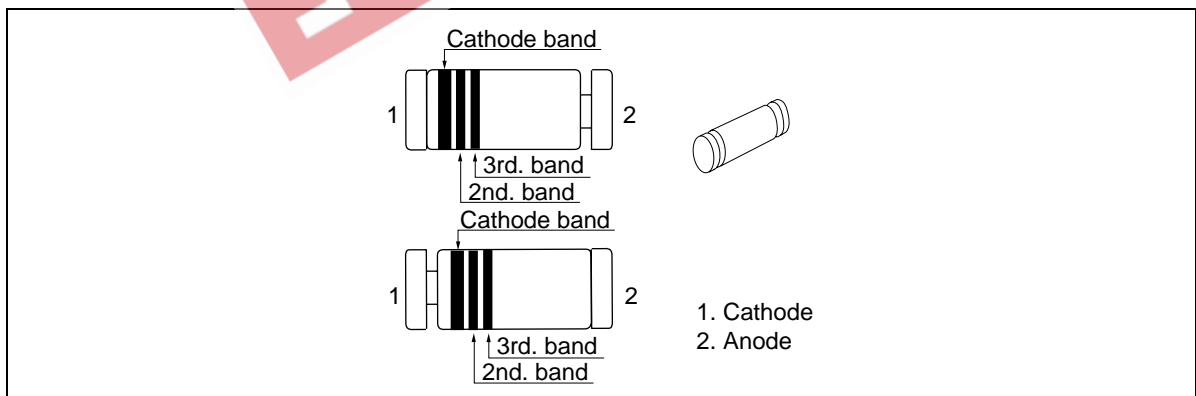
Features

- Low dynamic impedance and low noise in the low current region (approximately 1/10 lower than the current zeners).
- LLD package is suitable for high density surface mounting and high speed assembly.

Ordering Information

Type No.	Mark	Package Code
HZK-LL Series	Color Code	LLD

Pin Arrangement



HZK-LL Series

Absolute Maximum Ratings

(Ta = 25°C)

Item	Symbol	Value	Unit
Power dissipation	Pd *	250	mW
Junction temperature	Tj	175	°C
Storage temperature	Tstg	-55 to +175	°C

Note: With P.C. Board.

Electrical Characteristics

(Ta = 25°C)

Type	Grade	V _z (V) *1			I _R (nA)		Z _{ZT} (Ω)		Z _{ZK} *2 (kΩ)		*3ΔV _{Z1} (V)	*4ΔV _{Z2} (V)
		Min	Max	I _Z (mA)	Max	V _R (V)	Max	I _{ZT} (mA)	Typ	I _{ZK} (μA)	Max	Max
HZK2LL	A	1.6	2.0	0.5	100	0.5	350	0.5	(1.2)	50	0.5	0.6
	B	1.9	2.3									
	C	2.2	2.6									
HZK3LL	A	2.5	2.9	0.5	100	1.0	360	0.5	(1.2)	50	0.5	0.6
	B	2.8	3.2									
	C	3.1	3.5									
HZK4LL	A	3.4	3.8	0.5	100	2.0	370	0.5	(1.5)	50	0.5	0.6
	B	3.7	4.1									
	C	4.0	4.4									
HZK5LL	A	4.3	4.7	0.5	100	3.0	380	0.5	(1.5)	50	0.5	0.6
	B	4.6	5.0									
	C	4.9	5.3									

Notes: 1. Tested with DC.

2. Reference only

3. $\Delta V_{Z1} = V_z (I_z = 0.5 \text{ mA}) - V_{Z1} (I_z = 0.05 \text{ mA})$

4. $\Delta V_{Z2} = V_{Z1} (I_z = 0.05 \text{ mA}) - V_{Z2} (I_z = 0.001 \text{ mA})$

Type No. is as follows; HZK2ALL, HZK2BLL, ●● HZK5CLL.

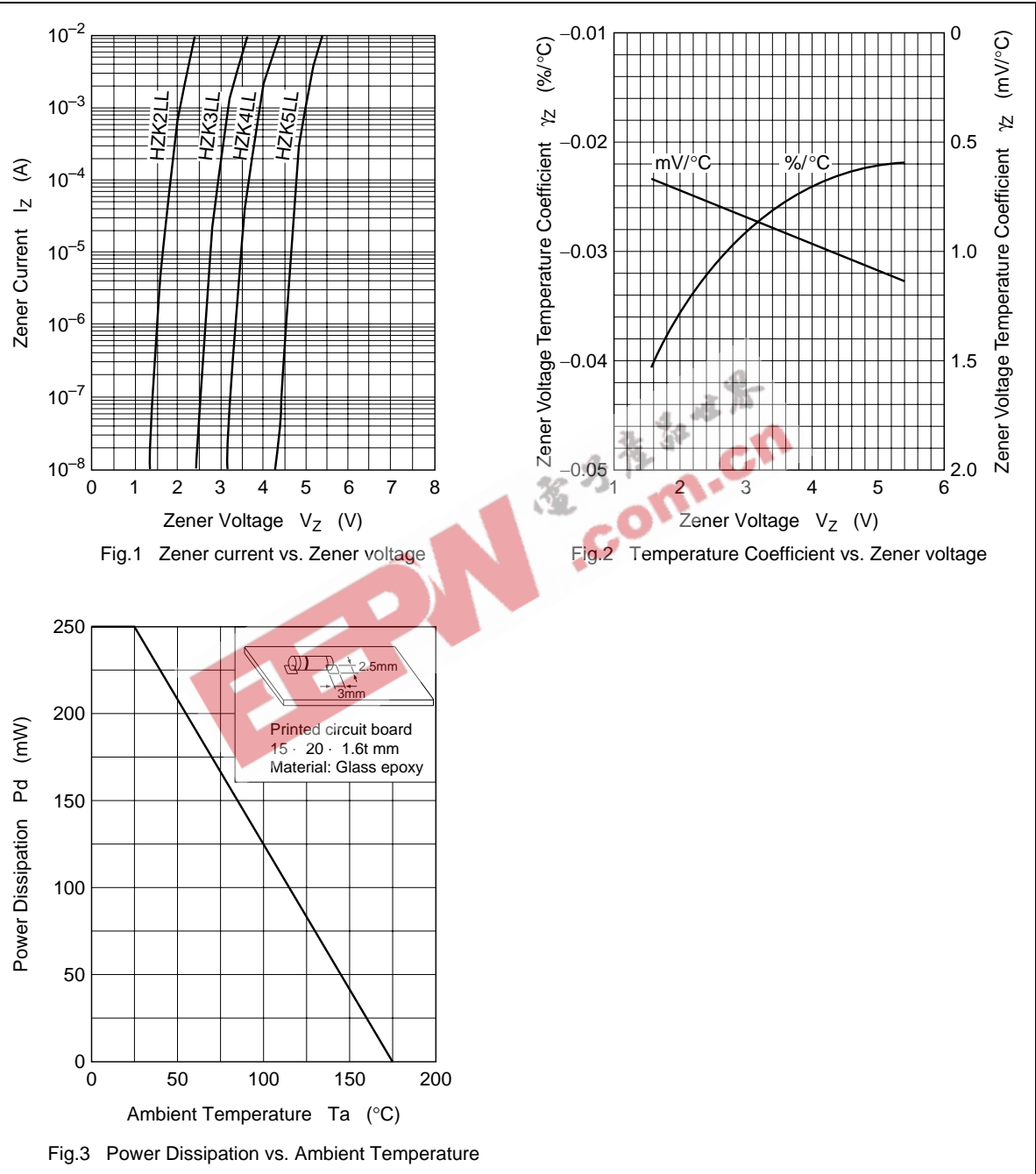
HZK-LL Series

Mark Color Code

Type	Cathode Band	Second Band	Third Band
HZK2ALL	Verdure	Yellow Ocher	Pink
HZK2BLL	Verdure	Yellow Ocher	Blue
HZK2CLL	Verdure	Yellow Ocher	Light Blue
HZK3ALL	Verdure	Pink	Pink
HZK3BLL	Verdure	Pink	Blue
HZK3CLL	Verdure	Pink	Light Blue
HZK4ALL	Verdure	Orange	Pink
HZK4BLL	Verdure	Orange	Blue
HZK4CLL	Verdure	Orange	Light Blue
HZK5ALL	Verdure	Yellow	Pink
HZK5BLL	Verdure	Yellow	Blue
HZK5CLL	Verdure	Yellow	Light Blue

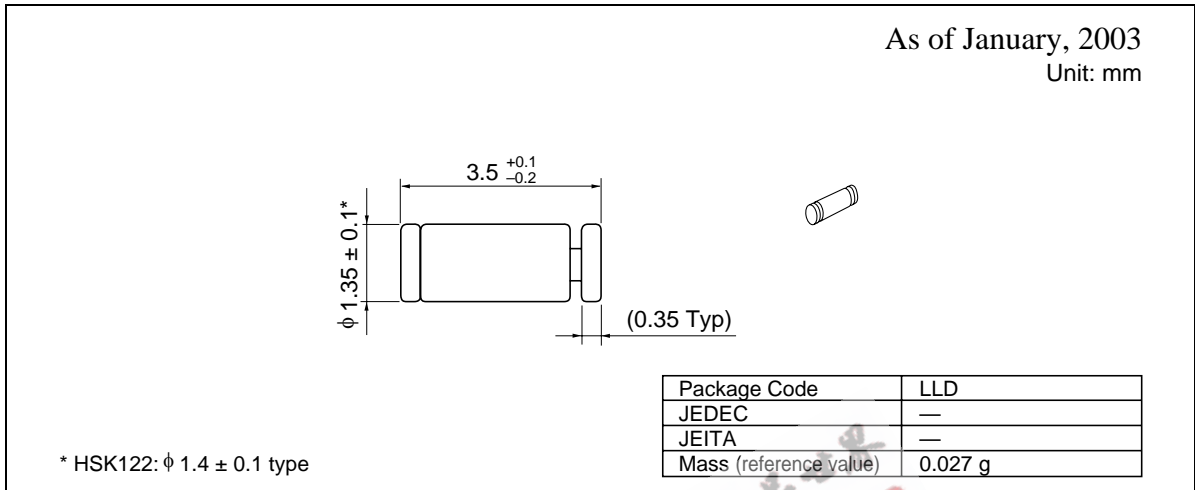
EEPW.com.cn 电子产品世界

Main Characteristic



HZK-LL Series

Package Dimensions



Renesas Technology Corp. Sales Strategic Planning Div. Nippon Bldg., 2-6-2, Ohte-machi, Chiyoda-ku, Tokyo 100-0004, Japan

Keep safety first in your circuit designs!

1. Renesas Technology Corporation puts the maximum effort into making semiconductor products better and more reliable, but there is always the possibility that trouble may occur with them. Trouble with semiconductors may lead to personal injury, fire or property damage. Remember to give due consideration to safety when making your circuit designs, with appropriate measures such as (i) placement of substitutive, auxiliary circuits, (ii) use of nonflammable material or (iii) prevention against any malfunction or mishap.

Notes regarding these materials

1. These materials are intended as a reference to assist our customers in the selection of the Renesas Technology Corporation product best suited to the customer's application; they do not convey any license under any intellectual property rights, or any other rights, belonging to Renesas Technology Corporation or a third party.
2. Renesas Technology Corporation assumes no responsibility for any damage, or infringement of any third-party's rights, originating in the use of any product data, diagrams, charts, programs, algorithms, or circuit application examples contained in these materials.
3. All information contained in these materials, including product data, diagrams, charts, programs and algorithms represents information on products at the time of publication of these materials, and are subject to change by Renesas Technology Corporation without notice due to product improvements or other reasons. It is therefore recommended that customers contact Renesas Technology Corporation or an authorized Renesas Technology Corporation product distributor for the latest product information before purchasing a product listed herein.
The information described here may contain technical inaccuracies or typographical errors.
Renesas Technology Corporation assumes no responsibility for any damage, liability, or other loss rising from these inaccuracies or errors.
Please also pay attention to information published by Renesas Technology Corporation by various means, including the Renesas Technology Corporation Semiconductor home page (<http://www.renesas.com>).
4. When using any or all of the information contained in these materials, including product data, diagrams, charts, programs, and algorithms, please be sure to evaluate all information as a total system before making a final decision on the applicability of the information and products. Renesas Technology Corporation assumes no responsibility for any damage, liability or other loss resulting from the information contained herein.
5. Renesas Technology Corporation semiconductors are not designed or manufactured for use in a device or system that is used under circumstances in which human life is potentially at stake. Please contact Renesas Technology Corporation or an authorized Renesas Technology Corporation product distributor when considering the use of a product contained herein for any specific purposes, such as apparatus or systems for transportation, vehicular, medical, aerospace, nuclear, or undersea repeater use.
6. The prior written approval of Renesas Technology Corporation is necessary to reprint or reproduce in whole or in part these materials.
7. If these products or technologies are subject to the Japanese export control restrictions, they must be exported under a license from the Japanese government and cannot be imported into a country other than the approved destination.
Any diversion or reexport contrary to the export control laws and regulations of Japan and/or the country of destination is prohibited.
8. Please contact Renesas Technology Corporation for further details on these materials or the products contained therein.

RENESAS

<http://www.renesas.com>



Copyright © 2003. Renesas Technology Corporation, All rights reserved. Printed in Japan.
Colophon 0.0