

HZ-P Series

Silicon Epitaxial Planar Zener Diodes
for Voltage Controller & Voltage Limiter

REJ03G0236-0600Z
(Previous: ADE-208-123E)
Rev.6.00
Apr 13, 2004

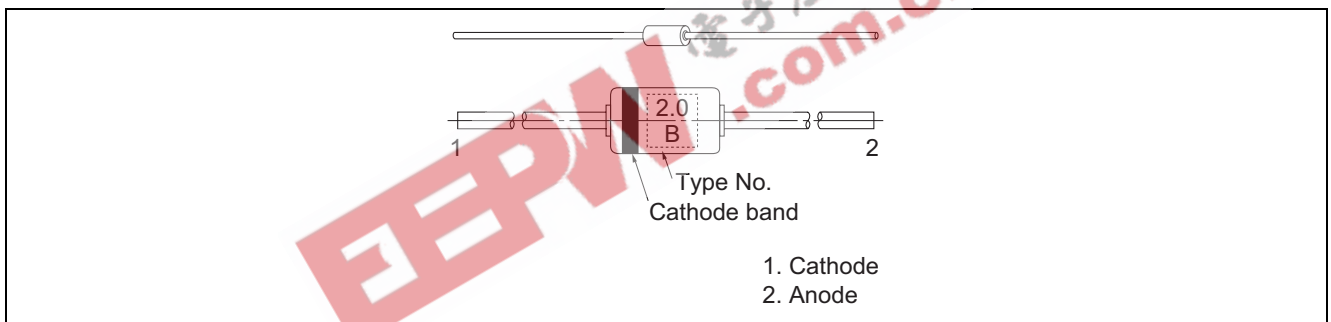
Features

- Wide spectrum from 1.88 V through 40 V of zener voltage provide flexible application.
- Glass package DO-41 structure ensures high reliability.

Ordering Information

Type No.	Mark	Package Code
HZ-P Series	Type No.	DO-41

Pin Arrangement



HZ-P Series

Absolute Maximum Ratings

(Ta = 25°C)

Item	Symbol	Value	Unit
Power dissipation	Pd	1.0	W
Junction temperature	Tj	175	°C
Storage temperature	Tstg	-55 to +175	°C

Electrical Characteristics

(Ta = 25°C)

Type	Grade	Zener Voltage		Reverse Current			Dynamic Resistance	
		V _Z (V)*1		Test Condition	I _R (μA)	Test Condition	r _d (Ω)	Test Condition
		Min	Max	I _Z (mA)	Max	V _R (V)	Max	I _Z (mA)
HZ2.0	BP	1.88	2.12	40	200	0.5	25	40
	CP	2.00	2.24					
HZ2.2	BP	2.08	2.33	40	200	0.7	20	40
	CP	2.20	2.45					
HZ2.4	BP	2.28	2.56	40	200	1.0	15	40
	CP	2.40	2.70					
HZ2.7	BP	2.5	2.9	40	200	1.0	15	40
	CP	2.7	3.1					
HZ3.0	BP	2.8	3.2	40	100	1.0	15	40
	CP	3.0	3.4					
HZ3.3	BP	3.1	3.5	40	80	1.0	15	40
	CP	3.3	3.7					
HZ3.6	BP	3.4	3.8	40	60	1.0	15	40
	CP	3.6	4.0					
HZ3.9	BP	3.7	4.1	40	40	1.0	15	40
	CP	3.9	4.4					
HZ4.3	BP	4.0	4.5	40	20	1.0	15	40
	CP	4.3	4.8					
HZ4.7	BP	4.4	4.9	40	20	1.0	10	40
	CP	4.7	5.2					

Note: 1. Tested with DC.

HZ-P Series

Electrical Characteristics (cont)

(Ta = 25°C)

Type	Grade	Zener Voltage		Reverse Current			Dynamic Resistance	
		V _Z (V)*1		Test Condition	I _R (μA)	Test Condition	r _d (Ω)	Test Condition
		Min	Max	I _Z (mA)	Max	V _R (V)	Max	I _Z (mA)
HZ5.1	BP	4.8	5.4	40	20	1.0	8	40
	CP	5.1	5.7					
HZ5.6	BP	5.3	6.0	40	20	1.5	8	40
	CP	5.6	6.3					
HZ6.2	BP	5.8	6.6	40	20	3.0	6	40
	CP	6.2	7.0					
HZ6.8	BP	6.4	7.2	40	20	3.5	6	40
	CP	6.8	7.7					
HZ7.5	BP	7.0	7.9	40	20	4.0	4	40
	CP	7.5	8.4					
HZ8.2	BP	7.7	8.7	40	20	5.0	4	40
	CP	8.2	9.3					
HZ9.1	BP	8.5	9.6	40	20	6.0	6	40
	CP	9.1	10.2					
HZ10	BP	9.4	10.6	40	10	7.0	6	40
	CP	10.0	11.2					
HZ11	BP	10.4	11.6	20	10	8.0	8	20
	CP	11.0	12.3					
HZ12	BP	11.4	12.6	20	10	9.0	8	20
	CP	12.0	13.5					
HZ13	BP	12.4	14.1	20	10	10.0	10	20
	CP	13.3	15.0					
HZ15	BP	13.8	15.6	20	10	11.0	10	20
	CP	14.7	16.5					
HZ16	BP	15.3	17.1	20	10	12.0	12	20
	CP	16.2	18.3					
HZ18	BP	16.8	19.1	20	10	13.0	12	20
	CP	18.0	20.3					
HZ20	BP	18.8	21.2	20	10	15.0	14	20
	CP	20.0	22.4					

Note: 1. Tested with DC.

HZ-P Series

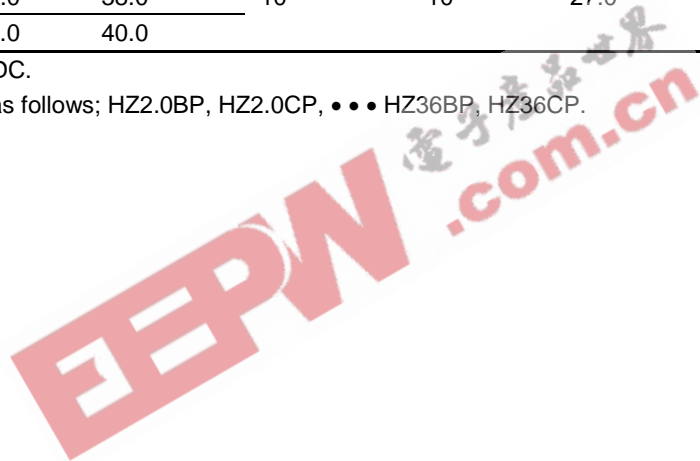
Electrical Characteristics (cont)

(Ta = 25°C)

Type	Grade	Zener Voltage		Test Condition I _Z (mA)	Reverse Current		Dynamic Resistance	
		V _Z (V)*1			I _R (μA) Max	Test Condition V _R (V)	r _d (Ω) Max	Test Condition I _Z (mA)
		Min	Max					
HZ22	BP	20.8	23.3	10	10	17.0	14	10
	CP	22.0	24.5					
HZ24	BP	22.8	25.6	10	10	19.0	16	10
	CP	24.0	27.6					
HZ27	BP	25.1	28.9	10	10	21.0	16	10
	CP	27.0	30.8					
HZ30	BP	28.0	32.0	10	10	23.0	18	10
	CP	30.0	34.0					
HZ33	BP	31.0	35.0	10	10	25.0	18	10
	CP	33.0	37.0					
HZ36	BP	34.0	38.0	10	10	27.0	20	10
	CP	36.0	40.0					

Notes: 1. Tested with DC.

2. Type No. is as follows; HZ2.0BP, HZ2.0CP, ••• HZ36BP, HZ36CP.



Main Characteristic

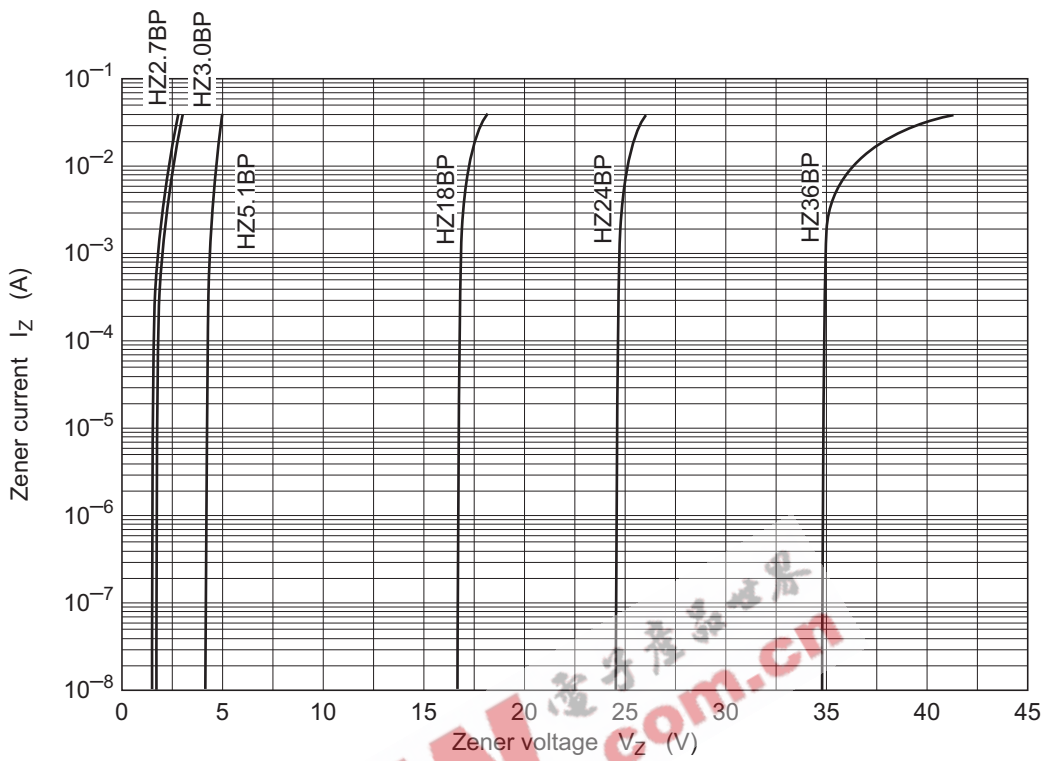


Fig.1 Zener Current vs. Zener Voltage

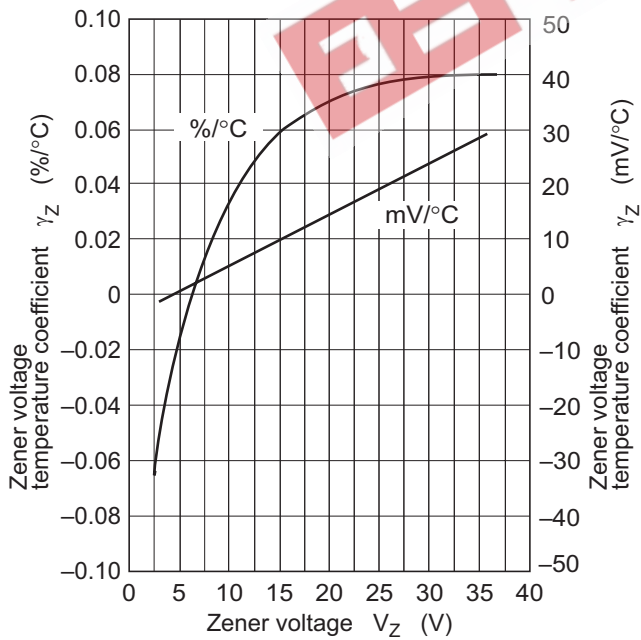


Fig.2 Temperature Coefficient vs. Zener Voltage

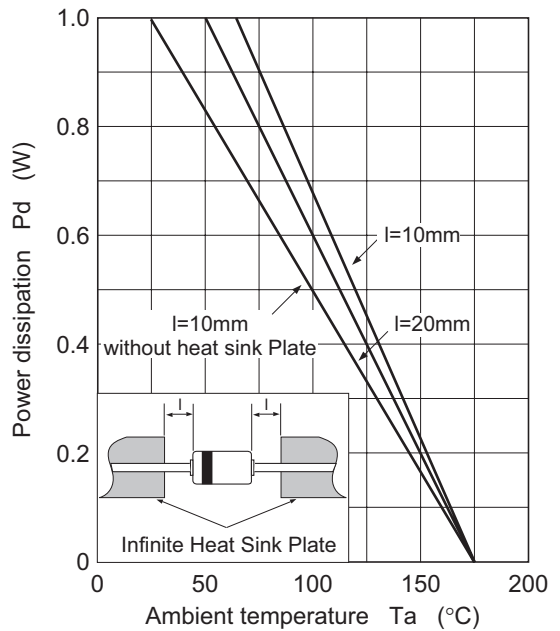


Fig.3 Power Dissipation vs. Ambient Temperature

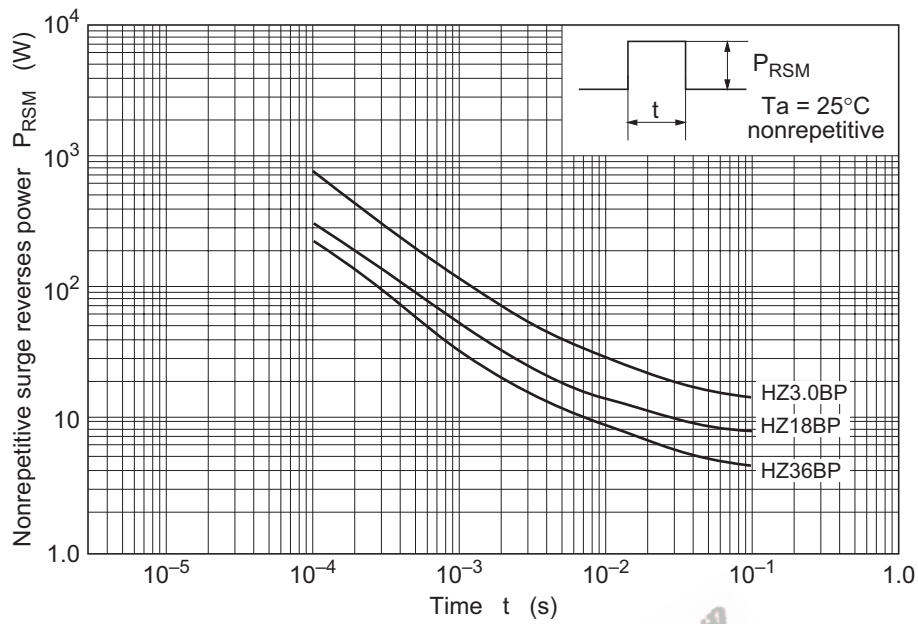


Fig.4 Surge Reverse Power Ratings (Reference Data)

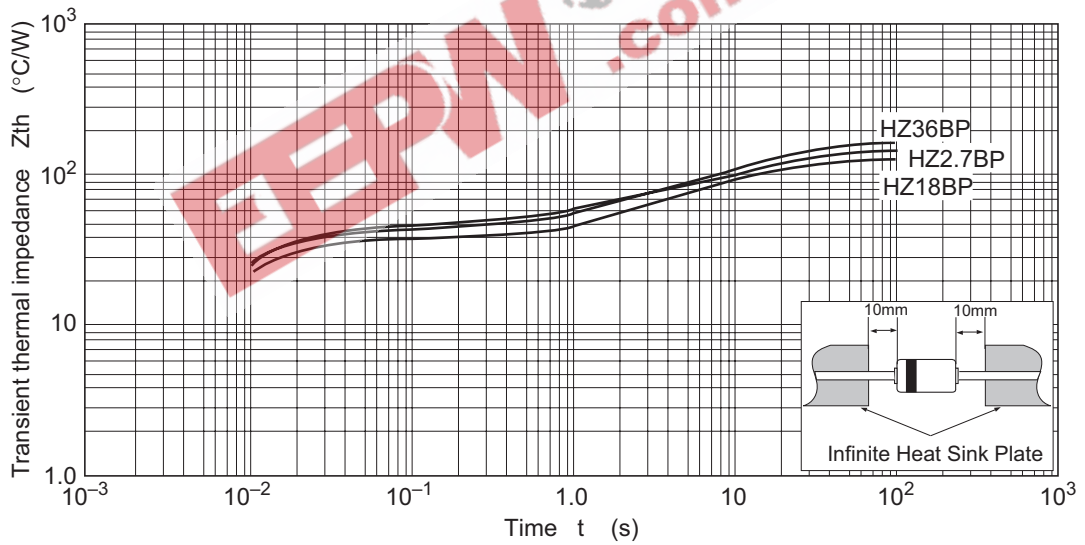
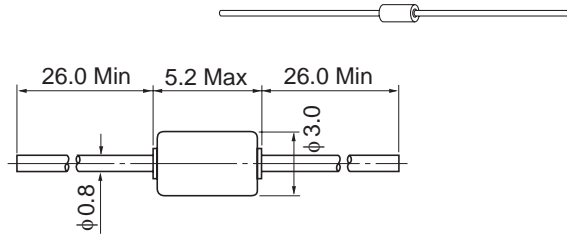


Fig.5 Transient Thermal Impedance

Package Dimensions

As of January, 2003
Unit: mm



Package Code	DO-41
JEDEC	Conforms
JEITA	Conforms
Mass (reference value)	0.38 g



RENESAS Technology Corp. Sales Strategic Planning Div. Nippon Bldg., 2-6-2, Ohte-machi, Chiyoda-ku, Tokyo 100-0004, Japan

Keep safety first in your circuit designs!

1. Renesas Technology Corp. puts the maximum effort into making semiconductor products better and more reliable, but there is always the possibility that trouble may occur with them. Trouble with semiconductors may lead to personal injury, fire or property damage. Remember to give due consideration to safety when making your circuit designs, with appropriate measures such as (i) placement of substitutive, auxiliary circuits, (ii) use of nonflammable material or (iii) prevention against any malfunction or mishap.

Notes regarding these materials

1. These materials are intended as a reference to assist our customers in the selection of the Renesas Technology Corp. product best suited to the customer's application; they do not convey any license under any intellectual property rights, or any other rights, belonging to Renesas Technology Corp. or a third party.
2. Renesas Technology Corp. assumes no responsibility for any damage, or infringement of any third-party's rights, originating in the use of any product data, diagrams, charts, programs, algorithms, or circuit application examples contained in these materials.
3. All information contained in these materials, including product data, diagrams, charts, programs and algorithms represents information on products at the time of publication of these materials, and are subject to change by Renesas Technology Corp. without notice due to product improvements or other reasons. It is therefore recommended that customers contact Renesas Technology Corp. or an authorized Renesas Technology Corp. product distributor for the latest product information before purchasing a product listed herein.
The information described here may contain technical inaccuracies or typographical errors.
Renesas Technology Corp. assumes no responsibility for any damage, liability, or other loss arising from these inaccuracies or errors.
Please also pay attention to information published by Renesas Technology Corp. by various means, including the Renesas Technology Corp. Semiconductor home page (<http://www.renesas.com>).
4. When using any or all of the information contained in these materials, including product data, diagrams, charts, programs, and algorithms, please be sure to evaluate all information as a total system before making a final decision on the applicability of the information and products. Renesas Technology Corp. assumes no responsibility for any damage, liability or other loss resulting from the information contained herein.
5. Renesas Technology Corp. semiconductors are not designed or manufactured for use in a device or system that is used under circumstances in which human life is potentially at stake. Please contact Renesas Technology Corp. or an authorized Renesas Technology Corp. product distributor when considering the use of a product contained herein for any specific purposes, such as apparatus or systems for transportation, vehicular, medical, aerospace, nuclear, or undersea repeater use.
6. The prior written approval of Renesas Technology Corp. is necessary to reprint or reproduce in whole or in part these materials.
7. If these products or technologies are subject to the Japanese export control restrictions, they must be exported under a license from the Japanese government and cannot be imported into a country other than the approved destination.
Any diversion or reexport contrary to the export control laws and regulations of Japan and/or the country of destination is prohibited.
8. Please contact Renesas Technology Corp. for further details on these materials or the products contained therein.

RENESAS SALES OFFICES



<http://www.renesas.com>

Renesas Technology America, Inc.
450 Holger Way, San Jose, CA 95134-1368, U.S.A
Tel: <1> (408) 382-7500 Fax: <1> (408) 382-7501

Renesas Technology Europe Limited.
Dukes Meadow, Millboard Road, Bourne End, Buckinghamshire, SL8 5FH, United Kingdom
Tel: <44> (1628) 585 100, Fax: <44> (1628) 585 900

Renesas Technology Europe GmbH
Dornacher Str. 3, D-85622 Feldkirchen, Germany
Tel: <49> (89) 380 70 0, Fax: <49> (89) 929 30 11

Renesas Technology Hong Kong Ltd.
7/F., North Tower, World Finance Centre, Harbour City, Canton Road, Hong Kong
Tel: <852> 2265-6688, Fax: <852> 2375-6836

Renesas Technology Taiwan Co., Ltd.
FL 10, #99, Fu-Hsing N. Rd., Taipei, Taiwan
Tel: <886> (2) 2715-2888, Fax: <886> (2) 2713-2999

Renesas Technology (Shanghai) Co., Ltd.
26/F., Ruijin Building, No.205 Maoming Road (S), Shanghai 200020, China
Tel: <86> (21) 6472-1001, Fax: <86> (21) 6415-2952

Renesas Technology Singapore Pte. Ltd.
1, Harbour Front Avenue, #06-10, Keppel Bay Tower, Singapore 098632
Tel: <65> 6213-0200, Fax: <65> 6278-8001