



PRODUCT SPECIFICATION

300 Series Camclosure™ Camera System

INTEGRATED CAMERA SYSTEM, INDOOR/OUTDOOR, WALL OR CEILING

CE

UL LISTED

UL

IP66

Product Features

- Fully-Integrated Enclosure With Camera and Lens Package
- Rugged, Impact- and Vandal-Resistant
- Easy to Install
- Versatile, Aesthetically Pleasing "Track Light" Design, Mounts to Wall or Ceiling
- Tamper-Resistant Hardware
- Concealed Cabling
- 12 VDC or 24 VAC Operation
- Low-Temperature Operation to -50°F (-46°C); de-ices to -10°F (-23°C)
- Clear Window
- NTSC/PAL or EIA/CCIR Camera Formats
- All Color Cameras Feature Digital Signal Processing
- Fixed Focal Length Lens of 2.9 mm, 6 mm, 8 mm, or 12 mm
- Varifocal Lens of 3 mm to 6 mm with Auto Iris, Available with High Resolution Color Camera
- AC Line Lock with All Color Cameras in 24 VAC Operation
- All Lenses, Except Varifocals, are Pre-focused at the Factory
- Meets NEMA 4X and IP66 Standards (when installed)
- Optional Conduit Adapter Available



300 SERIES

The **300 Series Camclosure™ Integrated Camera System** incorporates a camera and lens package into a small, unobtrusive, medium-security enclosure. The system is quick and easy to install in a variety of indoor or outdoor applications. It is ideal for residential, office, mall, hospital, school, parking garage, correction and detention, and other medium-security installations subject to vandalism.

The **300 Series System** ships with a sun shroud and 4S adapter plate to mount the unit to a standard 4-square electrical box. The sun shroud is designed for outdoor installations and reduces internal temperature by 10 degrees F (6 degrees C). An optional conduit adapter (ICS300-COND) allows the unit to be used in applications requiring conduit.

All models are designed for either 12 VDC or 24 VAC operation. Each unit is provided with two quick-connect mating connectors with leads; one for 12 VDC and one for 24 VAC. Just select the appropriate connector for your application, wire the leads to your power source with wing nuts, and snap the connectors together -- it's that simple!

Camera options include 1/3-inch format CCD color imager (standard or high resolution) and monochrome imager (standard resolution) with fixed focal length lenses of 2.9 mm, 6 mm, 8 mm, and 12 mm. Cameras with a varifocal lens have a 1/4-inch format high resolution CCD color imager.



TECHNICAL SPECIFICATIONS

ELECTRICAL

Input Voltage	12 VDC or 24 VAC ($\pm 10\%$)
Camera	<3 watts
Heaters	10 watts when active; thermostatically controlled
Video Connector	BNC

GENERAL

Pan/Tilt Adjustment	Manual
Construction	180° pan; 180° tilt Aluminum base and cover, steel camera mounting bracket

Environmental

Environment	Low temperature, indoor/outdoor
Operating Temperature	-50° to 122°F (-46° to 50°C); de-ices at -10°F (-23°C)
Thermostat Operation	Heater is thermostatically controlled to activate ON at 50°F (10°C) and OFF at 80°F (27°C)

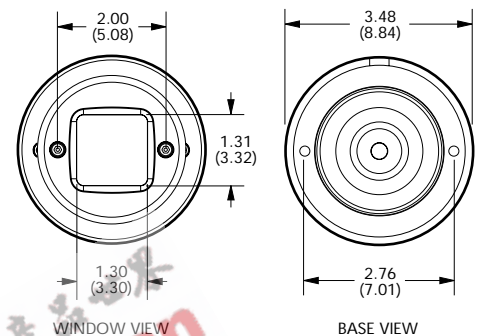
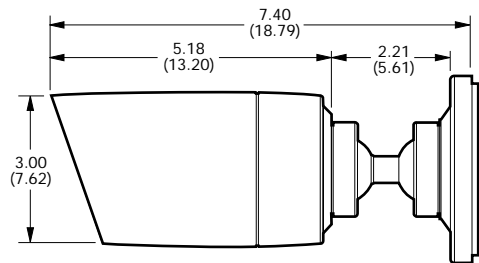
PHYSICAL

Finish	Gray polyester powder coat
Dimensions	
Camclosure	2.71 (diameter) x 7.79 (L) inches (6.88 x 19.79 cm)
Sun Shroud	2.60 (H) x 6.13 (L) inches (5.23 x 15.57 cm) Snap fit design mounts sun shroud to enclosure
Unit Weight	1.45 lb (0.66 kg)
Shipping Weight	2.0 lb (0.90 kg)

CERTIFICATIONS/RATINGS

- ◆ CE and FCC, Class A (models with monochrome cameras only, excluding auto iris models)
- ◆ CE and FCC, Class B (models with color cameras only, excluding auto iris models)
- ◆ UL listed to Standard 2044
- ◆ cUL to CSA C22.2 No.1
- ◆ Meets IP66 when installed properly
- ◆ Meets NEMA 4X when installed properly, includes:
 - Corrosion protection test; NEMA 250, Section 6.9 (exceeds IEC 68-2-11)
 - Rust resistance test; NEMA 250, Section 6.8
 - Hose down test; NEMA 250, Section 6.7
 - Exceeds SAE J1211 dust test
- ◆ Tested in accordance with MIL-STD 810E as follows:
 - Shock test; Section 516.4 (exceeds IEC 68-2-27)
 - Humidity test; Sections 520.1 and 507.3 (exceeds IEC 68-2-30)
 - Vibration test, Section 514.4 (exceeds IEC 68-2-6)
- ◆ ASTM Shipping Standard
- ◆ ISTA Shipping Standard

All tests are performed in accordance with ISO Guide 25 and ANSI/NCSL Z540-1



NOTE: VALUES IN PARENTHESES ARE CENTIMETERS; ALL OTHERS ARE INCHES.

TECHNICAL SPECIFICATIONS

CAMERA SPECIFICATIONS

	Black & White Standard Resolution (Models ICSxxx-MAx/ ICSxxx-MCx)	Color Standard Resolution (Models ICSxxx-CAx/ ICSxxx-CCx)	Color High Resolution, Fixed Focal Lens (Models ICSxxx-CRx/ ICSxxx-CSx)	Color High Resolution, Varifocal Lens (Models ICSxxx-CRVx/ ICSxxx-CSVx)
Signal System Imaging Device	EIA or CCIR 1/3-inch CCD	NTSC or PAL 1/3-inch Interline Color CCD	NTSC or PAL 1/3-inch Interline Color CCD (Super HAD)	NTSC or PAL 1/4-inch Interline Color CCD
Scanning System	2:1 Interlace	2:1 Interlace	2:1 Interlace	2:1 Interlace
Sync System	Internal	12 VDC: Internal 24 VAC: External (VD Lock)	12 VDC: Internal 24 VAC: External (VD Lock)	12 VDC: Internal 24 VAC: External (VD Lock)
Horizontal Resolution	EIA: 420 TV lines CCIR: 420 TV lines	NTSC: 350 TV lines PAL: 350 TV lines	NTSC: 470 TV lines PAL: 460 TV lines	NTSC: 480 TV lines PAL: 480 TV lines
Signal-to-Noise Ratio	50 dB	48 dB	48 dB	48 dB (AGC Off)
Min. Illumination Sensitivity	0.1 lux (f2.0)	1 lux (f2.0)	1 lux (f2.0)	Less than 1.2 lux (f1.2)
Video Out	1 Vp-p Composite (75 ohm)	1 Vp-p Composite (75 ohm)	1 Vp-p Composite (75 ohm)	1 Vp-p Composite (75 ohm)
Gain Control	Auto	Auto	NTSC: Auto PAL: Manual	On/Off by DIP switch (0-20dB)
Exposure	Electronic Shutter (1/60 - 1/100,000)	Electronic Shutter (1/60 - 1/100,000)	Electronic Shutter (1/60 - 1/100,000)	Electronic Shutter (1/60 - 1/100,000)
White Balance	(not applicable)	Auto	NTSC: Auto PAL: Manual	Auto
Backlight Compensation	Auto	ON, OFF (switchable)	NTSC: Auto PAL: Manual On/Off	Auto; adjusts AGC and AES
Power Source*	12 VDC, 24 VAC	12 VDC, 24 VAC	12 VDC, 24 VAC	12 VDC, 24 VAC

*24 VAC power is recommended when installing any Camclosure™ Integrated Camera System under fluorescent lighting conditions.

LENS SPECIFICATIONS

	Fixed Focal Length Lenses						Varifocal Lens	
	Color	B/W	Color	B/W	Color	B/W	Color	B/W
Focal Length	2.9 mm	3.0 mm	6.0 mm		8.0 mm		12.0 mm	
Format Size	1/3-inch		1/3-inch		1/3-inch		1/3-inch	
Relative Aperture (F)	2.0		1.8		2.5	1.8	2.5	2.0
Operation	Fixed		Fixed		Fixed		Fixed	
Iris	N/A		N/A		N/A		N/A	
Focus	N/A		N/A		N/A		N/A	
Zoom	N/A		N/A		N/A		N/A	
Angle of View**								
Horizontal	90°	87°	42°	38°	32°	29°	21°	
Diagonal	—	—	—	—	—	—	—	
Vertical	69°	67°	33°	30°	25°	23°	17°	

**Focal length specifications presume a 10% Horizontal and 4% Vertical monitor overscan.



MODEL NUMBERS

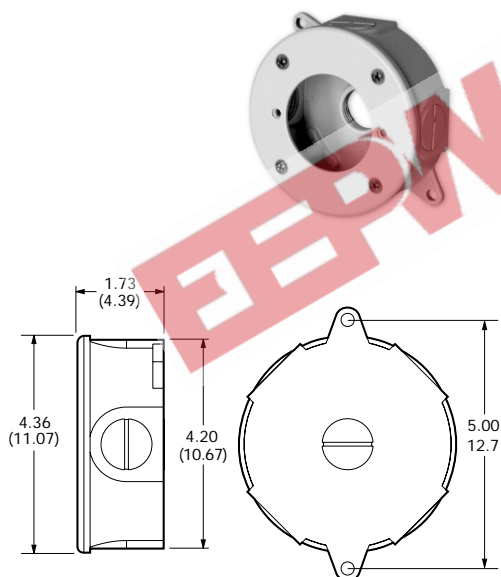
300 SERIES SYSTEM MODELS

Camera Type	Lens/Iris	NTSC	PAL	EIA	CCIR
Color, High Resolution	2.9 mm	ICS300-CR3	ICS300-CS3	—	—
	6 mm	ICS300-CR6	ICS300-CS6	—	—
	8 mm	ICS300-CR8	ICS300-CS8	—	—
	12 mm	ICS300-CR12	ICS300-CS12	—	—
	3-6 mm with Auto Iris	ICS300-CRV3A	ICS300-CSV3A	—	—
Color, Standard Resolution	2.9 mm	ICS300-CA3	ICS300-CC3	—	—
	6 mm	ICS300-CA6	ICS300-CC6	—	—
	8 mm	ICS300-CA8	ICS300-CC8	—	—
	12 mm	ICS300-CA12	ICS300-CC12	—	—
B&W, Standard Resolution	3.0 mm	—	—	ICS300-MA3	ICS300-MC3
	6 mm	—	—	ICS300-MA6	ICS300-MC6
	8 mm	—	—	ICS300-MA8	ICS300-MC8
	12 mm	—	—	ICS300-MA12	ICS300-MC12

OPTIONS

ICS300-COND

Conduit adapter. Can be adapted to any vertical or horizontal mounting surface.



NOTE: VALUES IN PARENTHESES ARE CENTIMETERS;
ALL OTHERS ARE INCHES.

RECOMMENDED POWER SUPPLIES

(For use with 24 VAC models only)

TF2000

Power supply for 24 VAC cameras, 20 vA. (For single camera application.)

MCS Series

Multiple 24 VAC camera power supply, indoor. (For multiple camera application.) (See C653 spec)

MCS*E Series

Multiple 24 VAC camera power supply, indoor. (For multiple camera application.) (See C655 spec)

WCS Series

Multiple 24 VAC camera power supply, outdoor. (For multiple camera application.) (See C654 spec)

Indicates change or addition since last revision.