

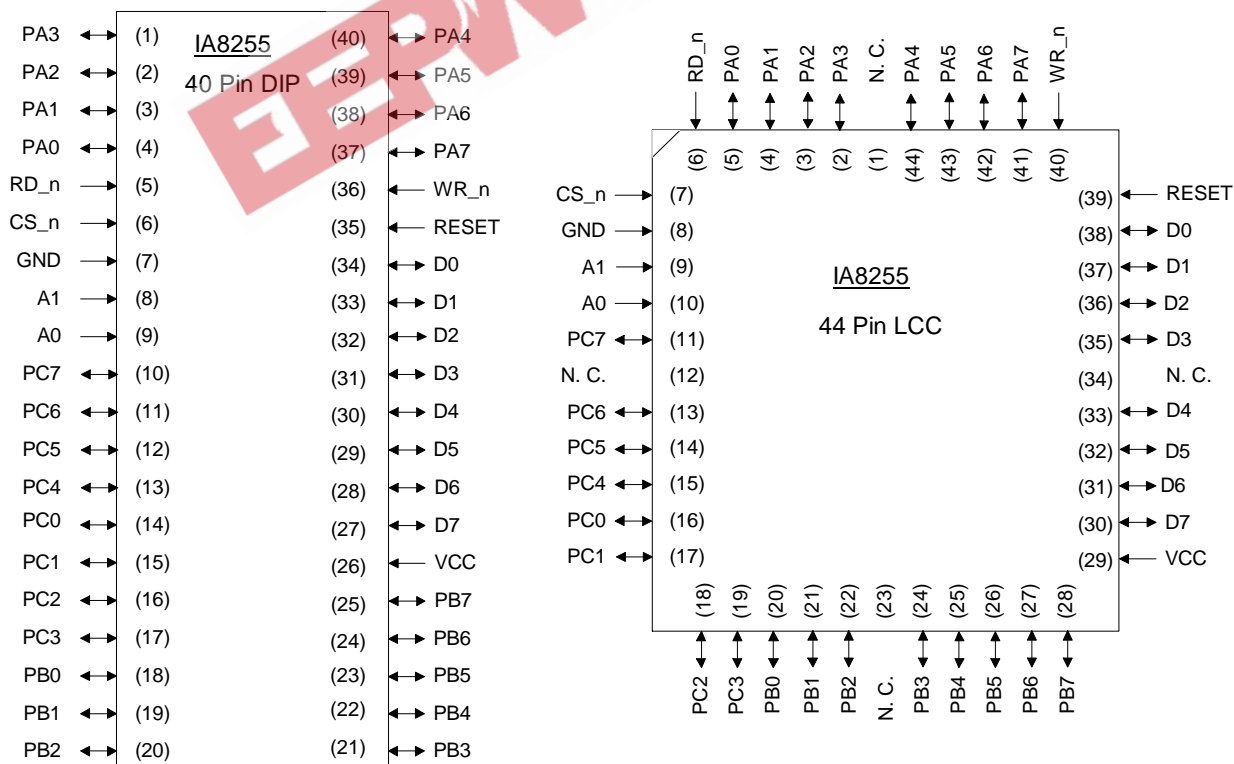
IA8255**Advanced Information Sheet****Programmable Peripheral Interface Adapter****FEATURES**

- **Form, Fit, and Function Compatible with the Intel[®] 8255A and Harris[®] 82C55A**
- **Packaging options available: 40 Pin Plastic DIP or 44 Pin Plastic Leaded Chip Carrier**
- **24 Programmable Input/Outputs**
- **Static Read/Write or Handshaking Modes**
- **Direct Bit Set/Reset Capability**
- **High Speed, No “Wait State” Operation**

The IA8255 uses **innovASIC**'s innovative new **f³ Program** to provide industry with parts that other vendors have declared obsolete. By specifying parts through this program a customer is assured of never having a component become obsolete again. This advanced information sheet assumes the original part has been designed in, and so provides a summary of capabilities only. For new designs contact **innovASIC** for more detailed information.

Intel is a registered trademark of Intel Corporation

Harris is a copyright trademark of Harris Corporation

Package Pinout

IA8255

Advanced Information Sheet

Programmable Peripheral Interface Adapter

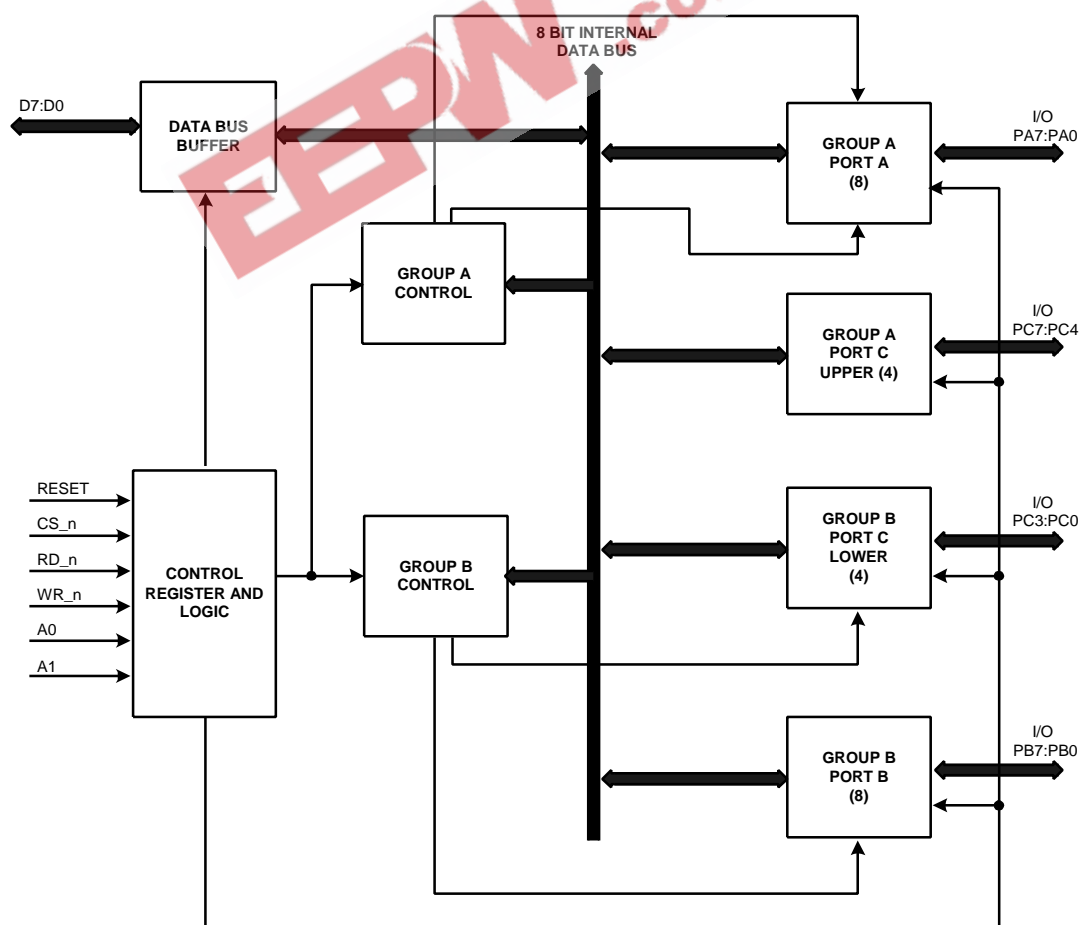
The IA8255 is a programmable peripheral interface adapter mega-function designed to be functionally equivalent to the Intel 8255A and Harris 82C55A devices. This function has 24 I/O signals programmable in two groups of 12. Three modes of operation allow the following:

- Basic Input/Output (Mode 0) - Port A, Port B, Port C (upper), and Port C (lower) can be independently configured as inputs or outputs to read or hold static data. Outputs are latched, but inputs are not latched.
- Strobed Input/Output (Mode 1) - Port A and Port B can be independently configured as strobed input or output buses. Signals from Port C are dedicated as control signals for data handshaking.
- Bidirectional Bus (Mode 2) - Port A can also be configured as a bidirectional bus, with the majority of Port C providing the control signals. In this case, Port B is still capable of implementing one of the previous described modes.

A block diagram is shown in Figure 1.

Functional Block Diagram

Figure 1



IA8255 Advanced Information Sheet

Programmable Peripheral Interface Adapter

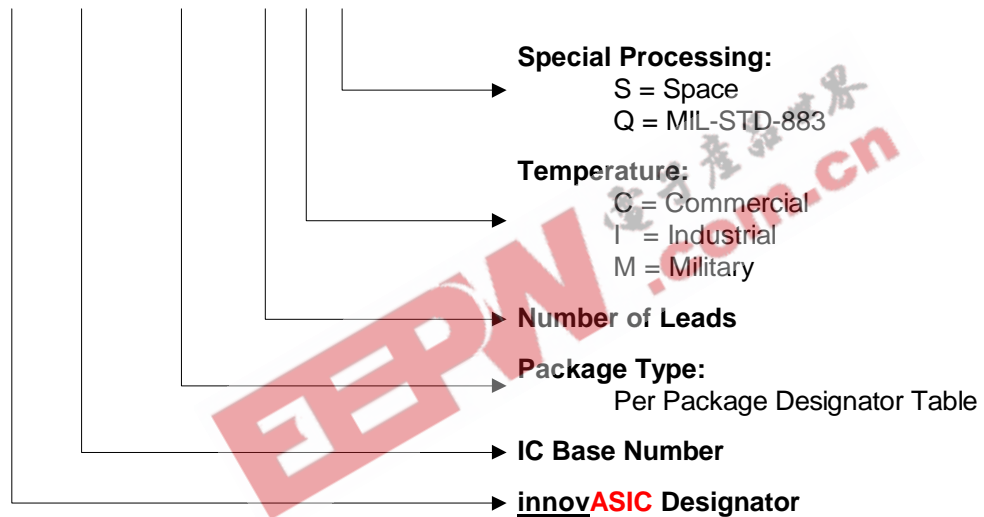
Qualification Levels

Table 1

Part Number	Environmental/ Qual Level
IA8255-PDW40C	Commercial
IA8255-PLC44C	Commercial
IA8255-PDW40I	Industrial
IA8255-PLC44I	Industrial

The following diagram depicts the **innovASIC** Product Identification Number.

IAXXXXX-PPPPNNNT/SP



IA8255 Advanced Information Sheet

Programmable Peripheral Interface Adapter

Package Designator Table

Package Type	innovASIC Designator
Ceramic side brazed Dual In-line	CDB
Cerdip with window	CDW
Ceramic leaded chip carrier	CLC
Cerdip without window	CD
Ceramic leadless chip carrier	CLL
PLCC	PLC
Plastic DIP standard (300 mil)	PD
Plastic DIP standard (600 mil)	PDW
Plastic metric quad flat pack	PQF
Plastic thin quad flat pack	PTQ
Skinny Cerdip	CDS
Small outline plastic gull-wing(150 mil body)	PSO
Small outline medium plastic gull-wing (207 mil body)	PSM
Small outline narrow plastic gull wing (150 mil body)	PSN
Small outline wide plastic gull wing (300 mil body)	PSW
Skinny Plastic Dip	PDS
Shrink small outline plastic (5.3mm .208 body)	PS
Thin shrink small outline plastic	PTS
Small outline large plastic gull wing (330 mil body)	PSL
Thin small outline plastic gull-wing (8 x 20mm) [TSOP]	PST
PGA	CPGA
BGA	CBGA

Contact **innovASIC** for other package and processing options.