

JA3502 (HF3502)

WIPER CONTROLLER



Typical Applications

Wiper control

Features

- Solid base design, stable structure
- Adopt maturing circuit, stable and reliable performances

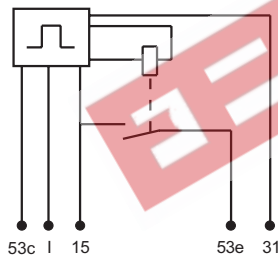
CHARACTERISTICS

Normal voltage	12VDC	Ambient temperature	-40°C to 85°C
Operating voltage range	9VDC to 16VDC	Vibration resistance	10Hz to 200Hz 49m/s ² (5g)
Contact rating	Wiper: 5A 13.5VDC	Shock resistance	196m/s ² (20g)
Wiping time	0.8s ± 0.2s	Weight	Approx. 35g
Intermission time	5.5s ± 1.5s	Mechanical data	cover retention (pull & push): 250N min. terminal retention (pull & push): 110N min.
Electrical endurance	1×10 ⁵ OPS		

OUTLINE DIMENSIONS AND WIRING DIAGRAM

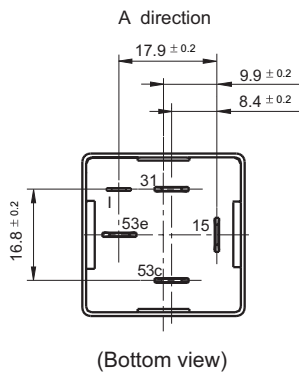
Unit: mm

Wiring Diagram

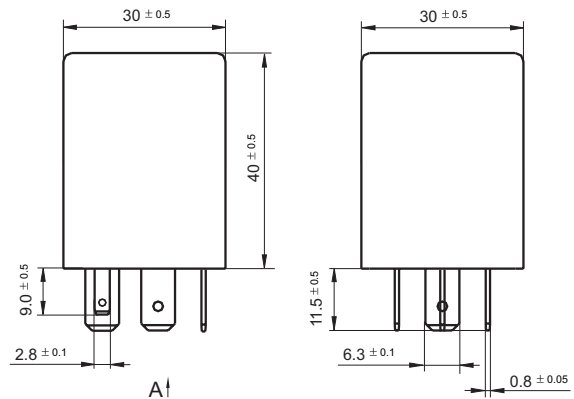


1. As shown in left wiring diagram, for JA3502, terminal 15 is connected with 12VDC anode, terminal 31 with cathode, terminal I and 53e with combination switch, terminal 53c with cleaning pump switch.
2. Interval wiper: When terminal 53e is connected with wiper, terminal I gets 12VDC through combination switch, inner relay runs, terminal 53e and terminal 15 close, wiper moves 0.8s ± 0.2s, then inner relay releases, terminal 53e and 13 open, wiper stops running. 5.5s ± 1.5s later, repeat the course above.
3. Washing: When terminal 53c is powered with 12VDC, inner relay runs, terminal 53e and 15 close, wiper runs until the power on terminal 53c is off, inner relay releases, and wiper stops running.
4. JA3502 doesn't possess wiper automatic positioning function.

Terminal Layout



Outline Dimensions



HONGFA RELAY

ISO9001、ISO/TS16949、ISO14001、OHSAS18001 CERTIFIED

2007 Rev. 1.00