

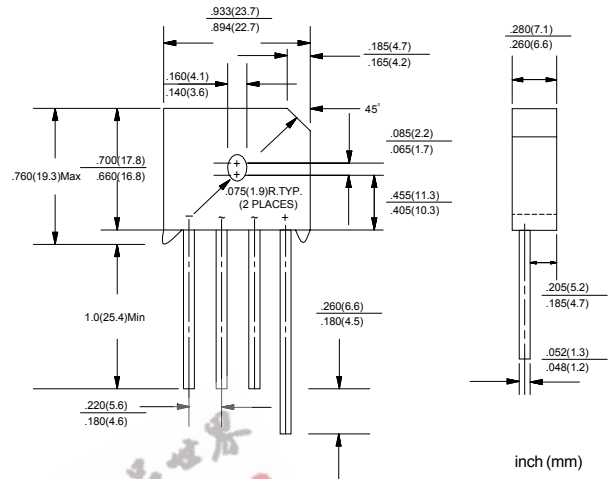
SILICON BRIDGE RECTIFIERS

VOLTAGE RANGE: 50 --- 1000 V
CURRENT: 6.0 A

FEATURES

- ◇ UL Recognized File
- ◇ High surge current capability
- ◇ Ideal for printed circuit board
- ◇ Reliable low cost construction technique results in inexpensive product
- ◇ High temperature soldering guaranteed: 250°C / 10 seconds / 0.375" (9.5mm) lead length at 5lbs.
- ◇ Mounting position: Any

KBU



MAXIMUM RATINGS AND ELECTRICAL CHARACTERISTICS

Ratings at 25°C ambient temperature unless otherwise specified.

Single phase, half wave, 60 Hz, resistive or inductive load. For capacitive load, derate by 20%.

		KBU 6A	KBU 6B	KBU 6D	KBU 6G	KBU 6J	KBU 6K	KBU 6M	UNITS
Maximum recurrent peak reverse voltage	V_{RRM}	50	100	200	400	600	800	1000	V
Maximum RMS voltage	V_{RMS}	35	70	140	280	420	560	700	V
Maximum DC blocking voltage	V_{DC}	50	100	200	400	600	800	1000	V
Maximum average forward output current @ $T_A=65^\circ\text{C}$	$I_{F(AV)}$	6.0							A
Peak forward surge current 8.3ms single half-sine-wave superimposed on rated load	I_{FSM}	250.0							A
Maximum instantaneous forward voltage at 3.0 A	V_F	1.0							V
Maximum reverse current @ $T_A=25^\circ\text{C}$ at rated DC blocking voltage @ $T_A=100^\circ\text{C}$	I_R	10.0 1.0							μA mA
Operating junction temperature range	T_J	- 55 ---- + 125							$^\circ\text{C}$
Storage temperature range	T_{STG}	- 55 ---- + 150							$^\circ\text{C}$

www.galaxycn.com

FIG.1 – PEAK FORWARD SURGE CURRENT

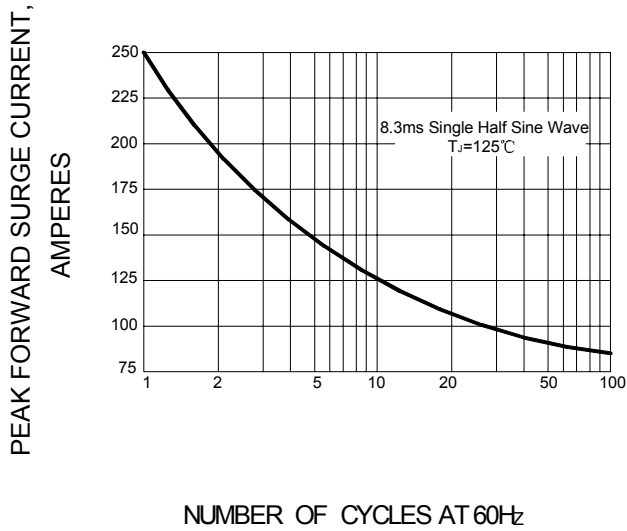


FIG.2 – FORWARD DERATING CURVE

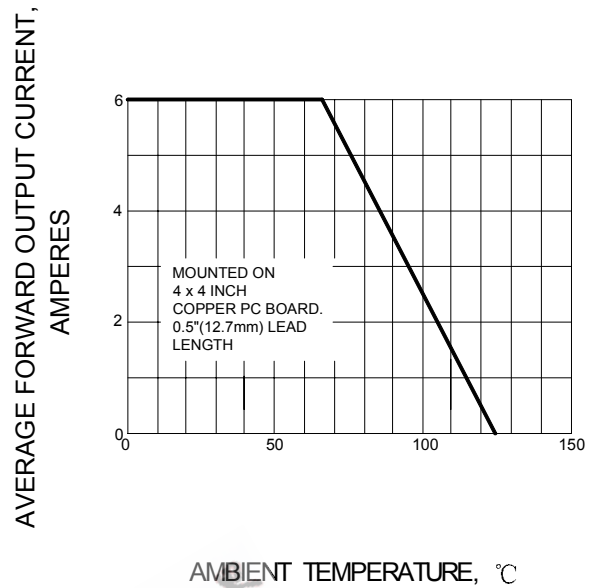


FIG.3 – TYPICAL FORWARD CHARACTERISTICS

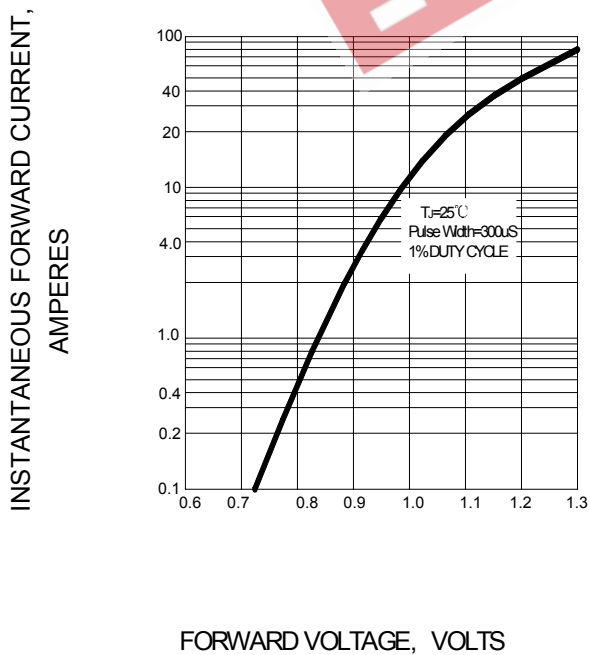


FIG.4 – TYPICAL REVERSE CHARACTERISTIC

