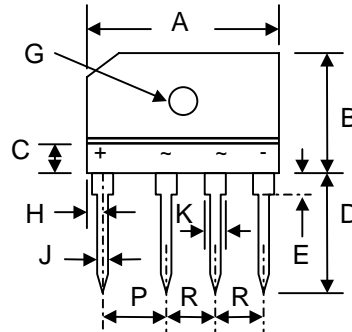


### Features

- Diffused Junction
- Low Forward Voltage Drop
- High Current Capability
- High Reliability
- High Surge Current Capability
- Ideal for Printed Circuit Boards



KBJ-6		
Dim	Min	Max
A	29.7	30.3
B	19.7	20.3
C	4.7	4.9
D	17.0	18.0
E	3.8	4.2
G	3.1Ø	3.4Ø
H	2.3	2.7
J	0.9	1.1
K	2.0	2.4
L	0.6	0.7
M	4.4	4.8
N	3.4	—
P	9.8	10.2
R	7.3	7.7
S	10.8	11.2
T	2.6	—
All Dimensions in mm		

### Mechanical Data

- Case: Molded Plastic
- Terminals: Plated Leads Solderable per MIL-STD-202, Method 208
- Polarity: As Marked on Body
- Weight: 4.0 grams (approx.)
- Mounting Position: Any
- Marking: Type Number

### Maximum Ratings and Electrical Characteristics @T<sub>A</sub>=25°C unless otherwise specified

Single Phase, half wave, 60Hz, resistive or inductive load.  
For capacitive load, derate current by 20%.

Characteristic	Symbol	KBJ 25A	KBJ 25B	KBJ 25D	KBJ 25G	KBJ 25J	KBJ 25K	KBJ 25M	Unit
Peak Repetitive Reverse Voltage Working Peak Reverse Voltage DC Blocking Voltage	V <sub>RRM</sub> V <sub>VRWM</sub> V <sub>R</sub>	50	100	200	400	600	800	1000	V
RMS Reverse Voltage	V <sub>R(RMS)</sub>	35	70	140	280	420	560	700	V
Average Rectified Output Current @T <sub>C</sub> = 100°C (Note 1)	I <sub>O</sub>	25							A
Non-Repetitive Peak Forward Surge Current 8.3ms Single half sine-wave superimposed on rated load (JEDEC Method)	I <sub>FSM</sub>	300							A
Forward Voltage (per element) @I <sub>F</sub> = 12.5A	V <sub>FM</sub>	1.1							V
Peak Reverse Current @T <sub>A</sub> = 25°C At Rated DC Blocking Voltage @T <sub>C</sub> = 100°C	I <sub>R</sub>	10 200							µA
Operating and Storage Temperature Range	T <sub>i</sub> , T <sub>STG</sub>	-55 to +150							°C

Note: 1. Device mounted on 7.5 x 7.5 x 0.8cm thick AL plate heatsink.

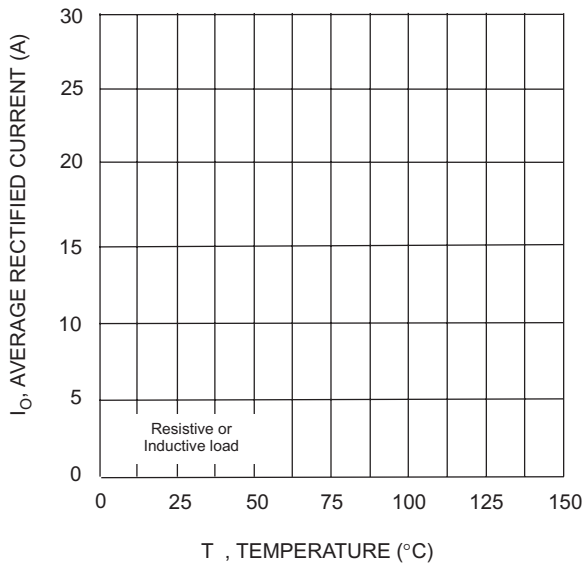


Fig. 1 Forward Current Derating Curve

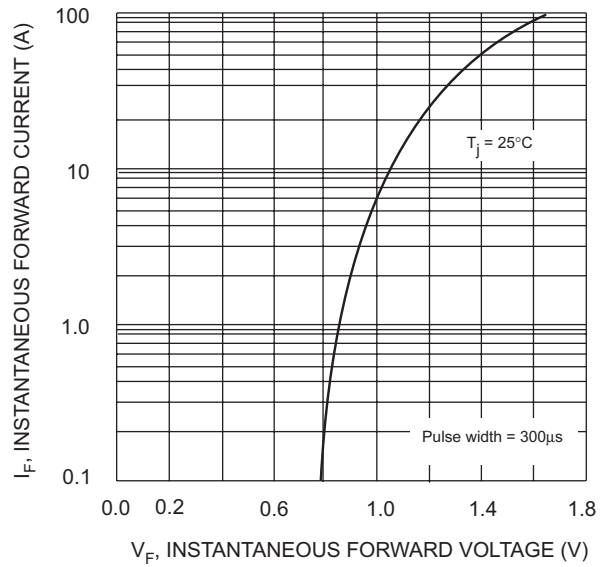


Fig. 2 Typical Fwd Characteristics, per element

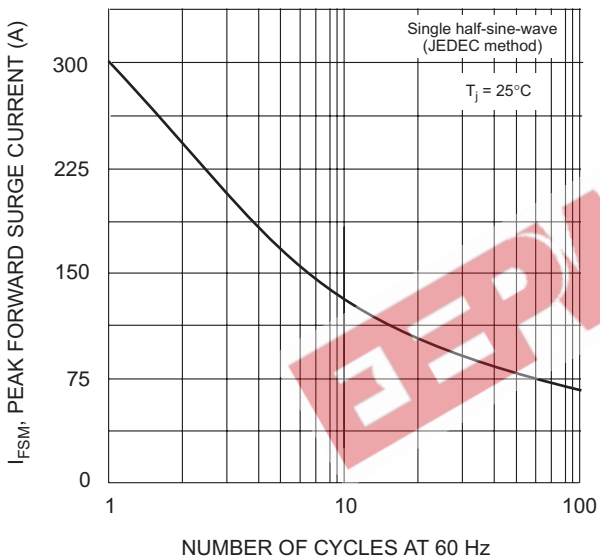


Fig. 3 Maximum Non-Repetitive Surge Current

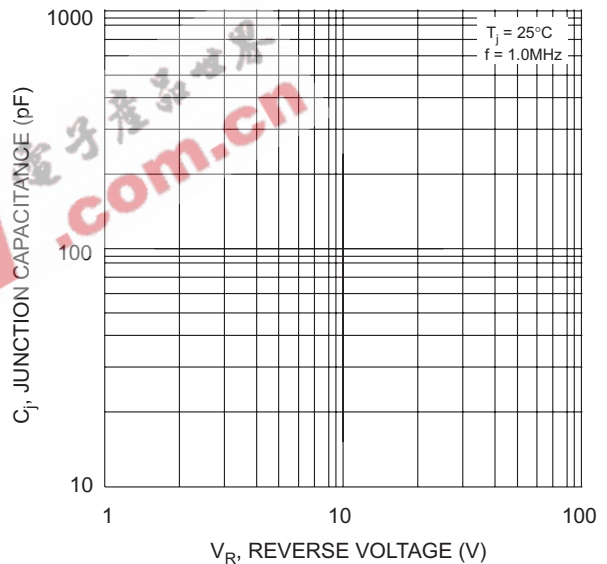


Fig. 4 Typical Junction Capacitance

## ORDERING INFORMATION

Product No.	Package Type	Shipping Quantity
KBJ25A	SIL Bridge	20 Units/Tube
KBJ25B	SIL Bridge	20 Units/Tube
KBJ25D	SIL Bridge	20 Units/Tube
KBJ25G	SIL Bridge	20 Units/Tube
KBJ25J	SIL Bridge	20 Units/Tube
KBJ25K	SIL Bridge	20 Units/Tube
KBJ25M	SIL Bridge	20 Units/Tube

Shipping quantity given is for minimum packing quantity only. For minimum order quantity, please consult the Sales Department.

EEPW 电子產品世界  
.com.cn

Won-Top Electronics Co., Ltd (WTE) has checked all information carefully and believes it to be correct and accurate. However, WTE cannot assume any responsibility for inaccuracies. Furthermore, this information does not give the purchaser of semiconductor devices any license under patent rights to manufacturer. WTE reserves the right to change any or all information herein without further notice.

**WARNING:** DO NOT USE IN LIFE SUPPORT EQUIPMENT. WTE power semiconductor products are not authorized for use as critical components in life support devices or systems without the express written approval.

**Won-Top Electronics Co., Ltd.**

No. 44 Yu Kang North 3rd Road, Chine Chen Dist., Kaohsiung, Taiwan

**Phone:** 886-7-822-5408 or 886-7-822-5410

**Fax:** 886-7-822-5417

**Email:** sales@wontop.com

**Internet:** <http://www.wontop.com>

*We power your everyday.*